



# 2004 Montana Public Library Annual Report of Statistics

July 2003-- June 2004



# Montana

## Public Library Annual Report of Statistics July 2003 -- June 2004

### Cover Photo Credits:

Roosevelt County Library – Photo by Al Randall  
MSU Engineering Students Study – Photo by Heidi Sherick of MSU  
Bicentennial Library of Colstrip – Photo by Al Randall

**ISSN: 1066-4904**

**Published by:**



1515 East Sixth Avenue -- PO Box 201800  
Helena, Montana 59620-1800  
406-444-3115 -- Fax: 406-444-0266  
<http://msl.state.mt.us>

This publication is available in PDF at <http://msl.state.mt.us/lld/Statistics/Stats.html>  
E-Mail: [msl@state.mt.us](mailto:msl@state.mt.us)

# Table of Contents

<b>Letter from the Montana State Librarian, Darlene Staffeldt</b>	i
<b>Montana Map with Public and Branch Libraries by Type</b>	ii
<b>Statewide Library Performance Indicators</b>	
Core Performance Measures	1
General and Service Area Population Tables	1
Interpreting Measures	1
Visits Per Capita	2
Circulation Per Capita	3
Collection Turnover Rate	4
Income Per Capita	5
<b>General and Service Area Population Tables</b>	
General Information	6
Staff Information	8
Salaries	10
Statewide Mean Yearly Salaries	13
Library Income	14
Library Income by Service Area Population	18
Expenditures	22
Expenditures by Service Area Population	26
Collection	30
Collection by Service Area Population	32
Service Hours	36
Service Hours by Service Area Population	38
Circulation	40
Circulation by Service Area Population	42
Programs	44
Interlibrary Loans	46
Interlibrary Loans by Service Area Population	48
Library Facility Adequacy	50
Automation	52
Definitions, Abbreviations & Acronyms	56
Contact Information	56



Darlene Staffeldt, State Librarian

This report contains statistical information for all 79 legally established public libraries in Montana. The State Library cooperates with the Federal-State Cooperative System (FSCS) program, which develops and compiles national public library statistics for the United States. MSL provides Montana information to the FSCS so that policy-makers, funders, trustees, and librarians can identify trends in the country's libraries services.

I hope that Montana public librarians, trustees, and friends find this report of use to improve the quality and effectiveness of public library service. This information can be useful both in evaluating past efforts and in many planning activities. One way to evaluate your library's performance is to compare measures from year to year. Another way to evaluate is to compare your library's performance with other similar libraries.

The context of the statistics is important for both types of use. If your library's circulation has decreased significantly from year to year, you might easily find the answer if you have experienced budget reductions. However, you may not find an easy answer and you must investigate these changes to remedy problems or continue beneficial activities. Such analysis should use statistics from as many years as possible to spot long-term trends.

If you use the measures to compare your library to other libraries, you should use similar libraries so that the comparisons are meaningful. This report is designed to help you do so by dividing libraries into groups that serve similar populations. However, even within these population groups, wide variations exist between individual libraries. Before using the statistics to make comparisons, check that similarities exist in other factors, such as income, hours open, collections, or mission, goals, and objectives.

The information in the report is presented in two main sections -- performance measures, and general tables. In the first section, MSL chose six measures to highlight. This section provides summaries, general descriptions, and identifies factors that may affect these measures.

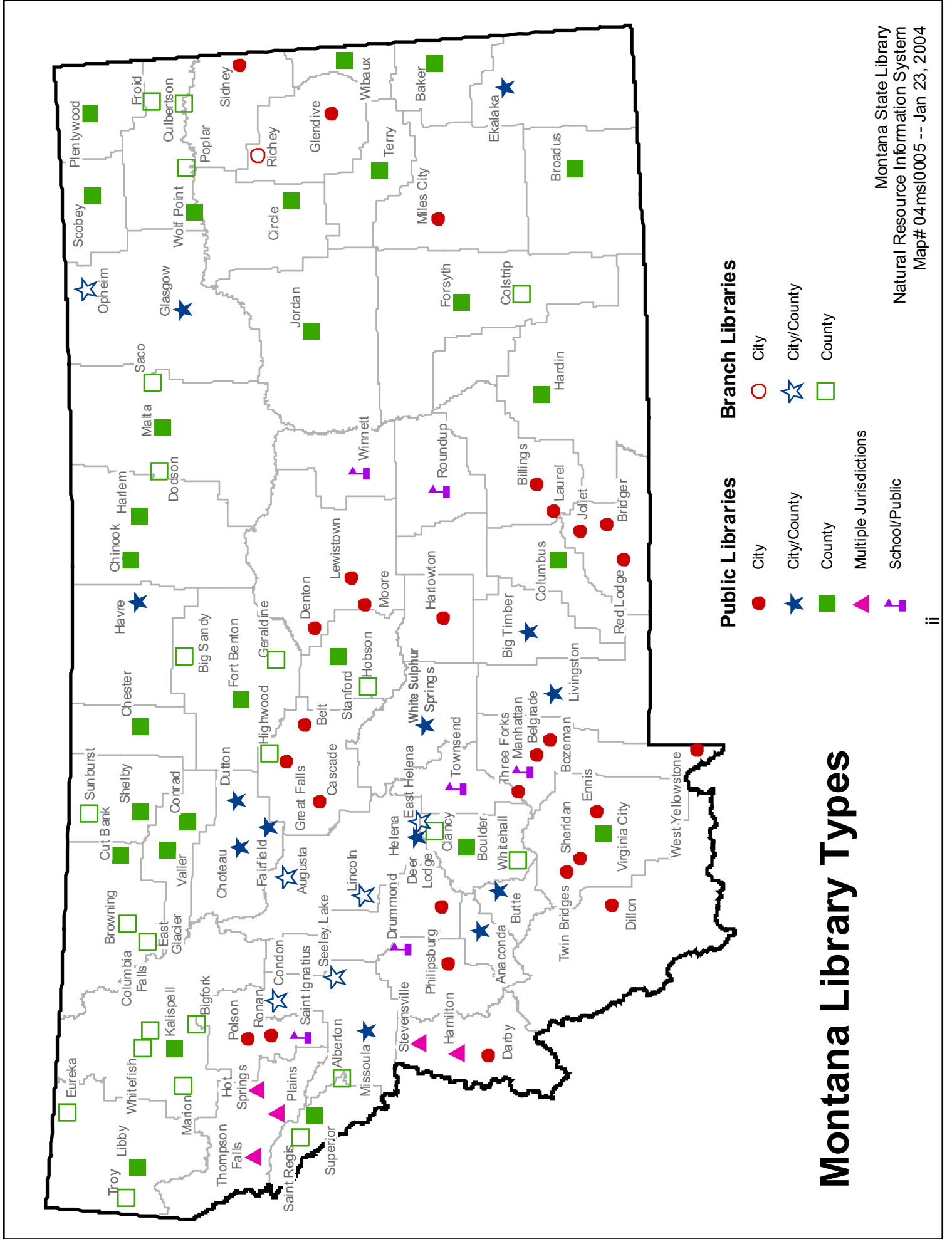
The information in the second section, general tables, is presented in two ways. The first is by county name and then by city. The same information is provided by grouping libraries by population, allowing for easy comparisons of similar libraries.

We wish you well in your efforts to continually improve library services in Montana. If we can provide assistance, please do not hesitate to contact us.

Sincerely,

*Darlene Staffeldt*

Darlene Staffeldt  
Montana State Librarian



# Montana Library Types

- | Public Libraries         | Branch Libraries |
|--------------------------|------------------|
| ● City                   | ○ City           |
| ★ City/County            | ★ City/County    |
| ■ County                 | □ County         |
| ▲ Multiple Jurisdictions |                  |
| ▼ School/Public          |                  |

# Statewide Library Performance Indicators

Core Performance Measures .....	1
General and Service Area Population Tables.....	1
Interpreting Measures .....	1
Visits Per Capita .....	2
Circulation Per Capita .....	3
Collection Turnover Rate .....	4
Income Per Capita .....	5







---

# Statewide Library Performance Indicators

---

## Core Performance Measures

Because of their potential applications to library services planning and because of their usefulness as general indicators of library service on a statewide basis, six measures have been designated as core performance measures:

-  Visits per capita
-  Expenditures per capita
-  Holdings per capita
-  Turnover rate
-  Circulation per capita
-  Income per capita






## General and Service Area Population Tables

The following pages provide summary data for these performance measures on a statewide basis. The population of the library service area is also provided. For each measure, the text gives a general description and identifies some of the factors affecting the measure.

In this publication, the general tables are categorized by the county in which the public library resides and report basic library information on a library-by-library basis.

## Interpreting Measures

Although community and individual library circumstances vary, the core measures and general tables can assist Montana's public librarians and trustees as they evaluate library activities and plan improvements in library services. We offer the following suggestions:

-  Analyze the library's statistics in terms of library mission, goals, and objectives. Libraries, even in communities of similar size, have varying funding patterns and community expectations for service. A reference and resource library will show a different pattern of statistics than a popular materials library.
-  Realize that online databases and the Internet have changed library use patterns. Although statewide and national data have not yet been collected on this service, individual libraries should be tracking this use.
-  Remember that performance measure scores are not absolutes. Performance measures are not necessarily precise. Most measures are calculated in percentages and ratios. Do not be too concerned about "decimal points."
-  Use performance measures in context. There are not "right" or "wrong" scores for performance measures. One performance measure alone cannot tell a complete story. Performance measure scores should be interpreted in context with each other and with the library's overall service program and budget.
-  Exercise patience in working toward improving performance measure scores. Changing a library's score on a performance measure is usually not accomplished overnight. Such a change usually requires work over an extended period. Improving a library's score on selected performance measures has to be a cooperative effort among the library director, library trustees, and the local community.

---

# Visits Per Capita - SFY 2004

---

Visits Per Capita relates the number of people visiting the library to the population served. It can be thought of as representing the average number of times during a year that a member of the community uses the library. Visits Per Capita is calculated by dividing the library total attendance by the service area population.

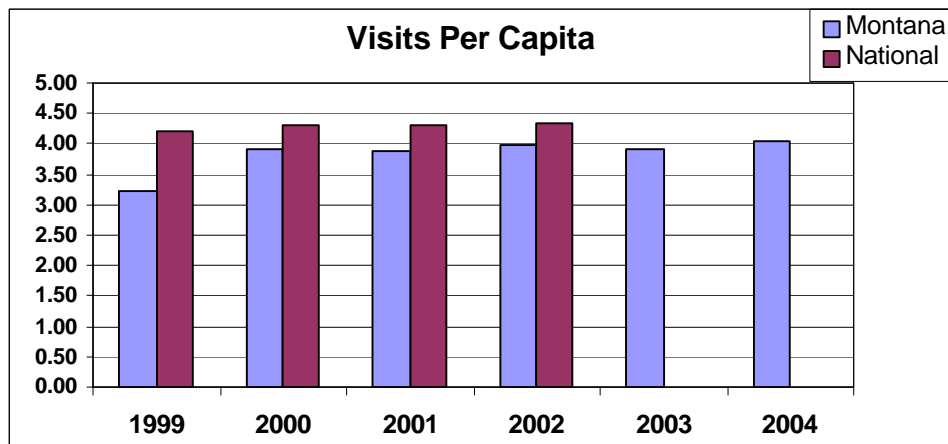
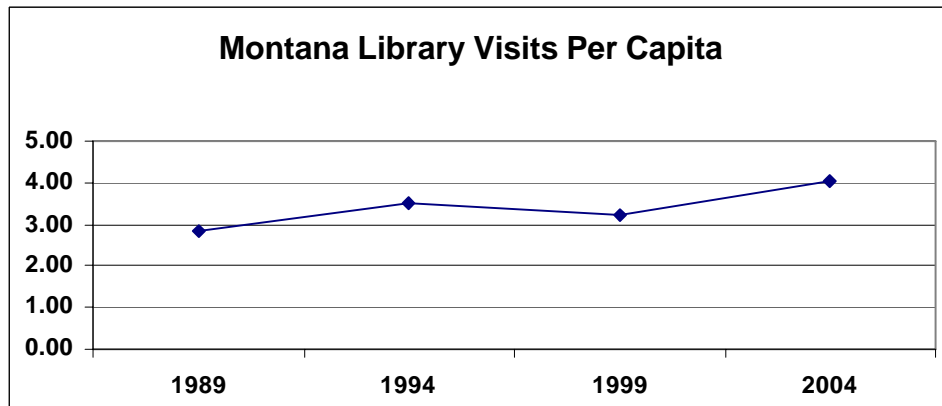
## Factors that Influence the Measure

- Fluctuation in the size of the service area population
- Library hours of service
- Physical arrangement and convenience of library facilities
- Community awareness of library service
- Special programs--prizes, reading programs, etc.
- Library circulation or acquisitions policies, loan period, fines
- Age, condition, and size of the library's collection

## Interpretation and Use

Visits Per Capita is one measure of the community's use of the library, whether for materials, programs, or meetings. A high score on the measure indicates heavy use of the facility. A low score may indicate several things. For example:

1. The hours the library is open does not fit the needs of the community;
2. The library's collection and/or programming does not meet the community's interests or needs;
3. Residents may be unaware of what the library has to offer;
4. The facility may be uninviting.





---

# Circulation Per Capita - SFY 2004

---

Circulation Per Capita relates the number of items a library circulates to the population served. It can be thought of as representing the average number of items checked out in a year by a member of the community. Circulation Per Capita is calculated by dividing the library's total annual circulation by the service area population.

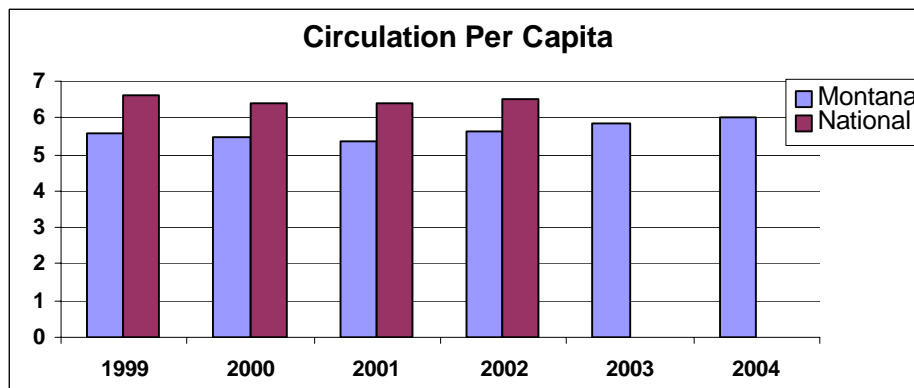
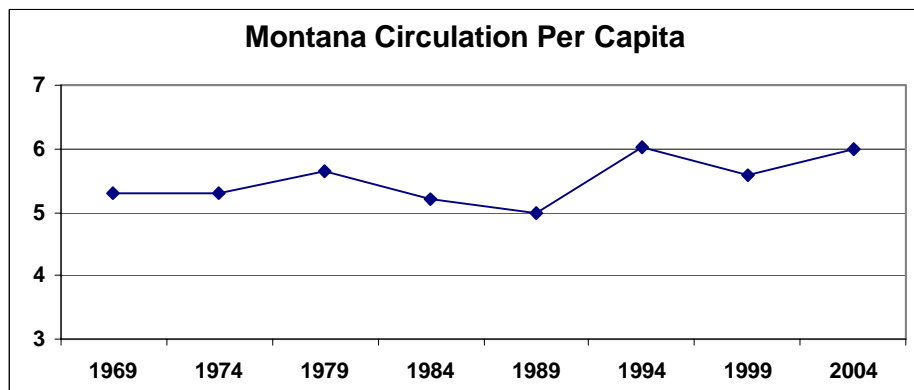
## Factors that Influence the Measure

- Fluctuation in the size of the service area population
- Increase or decrease in the number of items circulated annually
- Library circulation or acquisitions policies, loan period, fines
- Special programs--prizes, reading programs, etc.
- Community awareness of library service
- Library hours of service
- Number of library users
- Age, condition, and size of the library's collection
- Physical arrangement and convenience of library facilities

## Interpretation and Use

Circulation Per Capita is another measure of the community's use of the library. A high score on this measure indicates heavy use of the library's circulating materials. A low score may indicate several things. For example:

1. The library's collection may not meet community needs or interests;
2. Community residents may be unaware of the library's resources;
3. The library may have an extensive collection of non-circulating materials.



---

# Collection Turnover Rate - SFY 2004

---

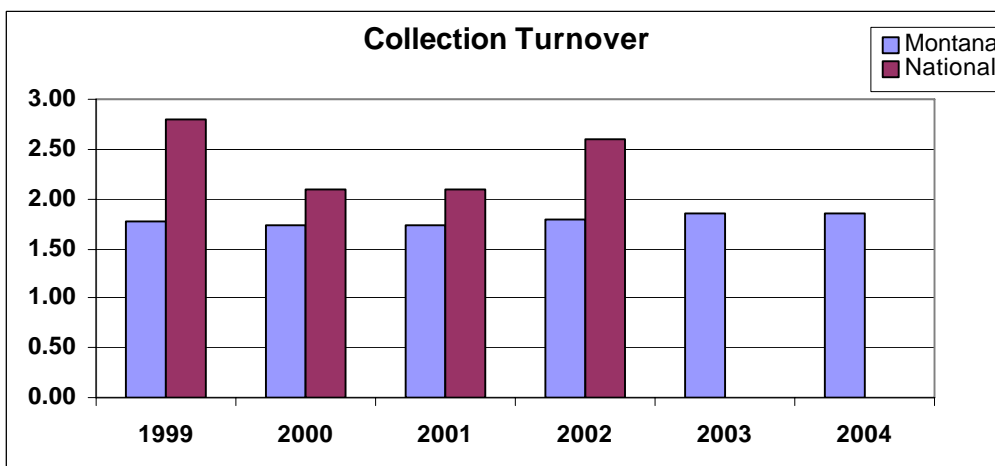
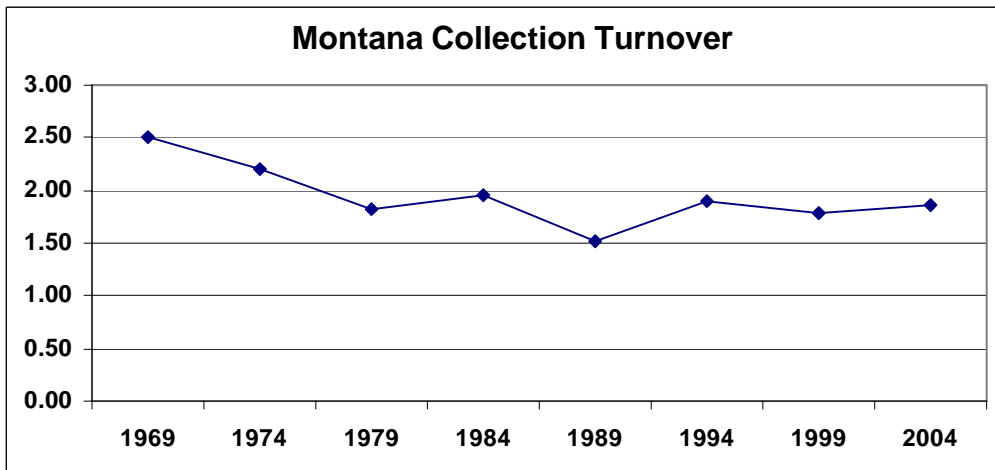
Turnover Rate measures the activity of a library's collection, indicating the number of times each unit of library material would have circulated during the year if circulation had been spread evenly throughout the collection. It is calculated by dividing the library's total annual circulation by total library holdings.

## Factors that Influence the Measure

- Increase or decrease in the annual circulation
- Circulation policies--loan period, fines
- Library acquisitions and collection development policies
- Special programs--prizes, reading program, etc.
- Community awareness of library service
- Library hours of service
- Number of library users
- Age, condition, and size of the library's collection
- Physical arrangement and convenience of library facilities

## Interpretation and Use

This measure related strongly to the goals each library has set for meeting the service needs of its community. A library which emphasizes the circulation of popular reading materials will have a higher Turnover Rate than a library which emphasizes subject depth in its collection and has an extensive reference collection.



---

# Income Per Capita - SFY 2004

---

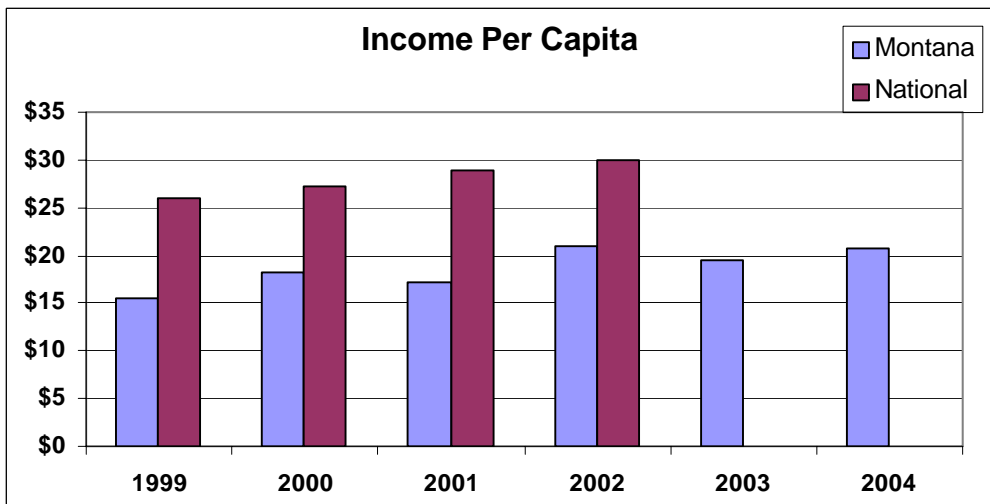
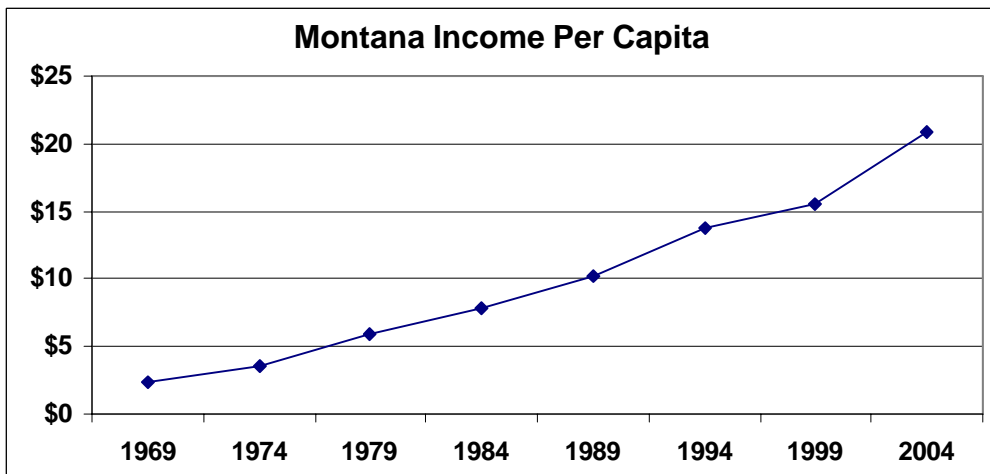
Income Per Capita relates library income to the population of the service area served. It is obtained by dividing the library's total income by the service area population. Figures shown here are based on each library's **total income**, which includes city, district, county, state, federal, and other income.

## Factors that Influence the Measure

- Overall local economic conditions
- Changing tax base
- Demands on local government for all public services in general and library service specifically
- Community perception of the importance and value of library service
- Political climate
- Changes in the availability of state and federal grants

## Interpretation and Use

Knowing the extent to which a city, district or county government is providing the financial support possible for its library is valuable information for public librarians and their boards.



# General and Service Area Population Tables

General Information .....	6
Staff Information.....	8
Salaries.....	10
Statewide Mean Yearly Salaries .....	13
Library Income .....	14
Library Income by Service Area Population.....	18
Expenditures .....	22
Expenditures by Services Area Population.....	26
Collection .....	30
Collection by Service Area Population .....	32
Service Hours .....	36
Service Hours by Service Area Population.....	38
Circulation.....	40
Circulation by Service Area Population .....	42
Programs .....	44
Interlibrary Loans .....	46
Interlibrary Loans by Service Area Population.....	48
Library Facility Adequacy .....	50
Automation.....	52

## General Information - SFY 2004

County	Library Name	Registered Borrowers	Percent Registered	Branches	Book-mobiles
Beaverhead	Dillon Public Library	1,985	21.57%		
Big Horn	Big Horn County Public Library	3,081	24.32%		1
Blaine	Blaine County Library	1,224	28.47%		
	Harlem Public Library	NA	NA		
Broadwater	Broadwater School and Community Library	2,383	54.34%		
Carbon	Bridger Public Library	1,197	52.99%		
	Joliet Public Library	263	11.90%		
	Red Lodge Carnegie Library	3,100	60.99%		
Carter	Ekalaka Public Library	353	25.96%		
Cascade	Belt Public Library	1,000	65.70%		
	Great Falls Public Library	36,079	46.78%		1
	Wedsworth Memorial Library	300	17.56%		
Chouteau	Chouteau County Library	4,120	69.01%	3	
Custer	Miles City Public Library	3,840	32.83%		
Daniels	Daniels County Library	1,587	78.68%		
Dawson	Glendive Public Library	3,792	41.86%	1	
Deer Lodge	Hearst Free Library	4,000	42.48%		
Fallon	Fallon County Library	2,040	71.91%		
Fergus	Denton Public Library	298	99.00%		
	Lewistown Public Library	2,925	25.64%		
	Moore Public Library	NA	NA		
Flathead	Flathead County Library	43,778	58.79%	4	
Gallatin	Belgrade Community Library	4,893	47.63%		
	Bozeman Public Library	22,325	46.70%		
	Manhattan Community Library	2,089	65.00%		
	Three Forks Community Library	586	16.53%		
	West Yellowstone Public Library	1,218	40.67%		
Garfield	Garfield County Library	600	46.91%		
Glacier	Glacier County Library	4,845	36.57%	2	
Granite	Drummond School Community Library	478	42.79%		
	Philipsburg Public Library	675	39.40%		
Hill	Havre-Hill County Library	8,859	53.13%		
Jefferson	Boulder Community Library	2,244	22.33%	1	
Judith Basin	Judith Basin County Free Library	901	38.69%	1	
Lake	Polson City Library	7,200	61.07%		
	Ronan City Library	3,441	39.26%		
	St Ignatius School-Community Library	NA	NA		
Lewis and Clark	Lewis and Clark Library	28,164	50.55%	3	
Liberty	Liberty County Library	1,462	67.75%		
Lincoln	Lincoln County Public Library	9,755	51.79%	2	
Madison	Madison Valley Public Library	1,954	173.07%		

## General Information - SFY 2004

County	Library Name	Registered Borrowers	Percent Registered	Branches	Book-mobiles
Madison	Sheridan Public Library	993	104.75%		
	Thompson-Hickman County Library	2,125	52.03%		
	Twin Bridges Public Library	737	106.97%		
McCone	George McCone Memorial County Library	850	42.99%		
Meagher	Meagher County/City Library	NA	NA		
Mineral	Mineral County Public Library	2,012	51.80%	2	
Missoula	Missoula Public Library	65,368	68.23%	2	
Musselshell	Roundup Community Library	1,842	40.96%		
Park	Livingston-Park County Public Library	11,351	72.33%		
Petroleum	Petroleum County School-Community Library	616	124.95%		
Phillips	Phillips County Library	2,213	48.10%	2	
Pondera	Conrad Public Library	3,410	75.81%		
	Valier Public Library	681	35.36%		
Powder River	Henry A Malley Memorial Library	1,088	58.56%		
Powell	William K. Kohrs Memorial Library	NA	NA		
Prairie	Prairie County Library	725	60.47%		
Ravalli	Bitterroot Public Library	7,097	29.76%		
	Darby Community Public Library	NA	NA		
	North Valley Public Library	16,041	192.82%		
Richland	Sidney Public Library	4,598	47.56%		
Roosevelt	Roosevelt County Library	2,996	28.21%	3	
Rosebud	Rosebud County Library	6,299	67.13%	1	
Sanders	Plains Public Library District	2,564	67.33%		
	Preston Town County Library	1,014	59.96%		
	Thompson Falls Public Library	1,706	36.08%		
Sheridan	Sheridan County Library	2,174	52.96%		
Silver Bow	Butte-Silver Bow Public Library	NA	NA		
Stillwater	Stillwater County Library	4,658	56.84%		
Sweet Grass	Carnegie Public Library	900	24.94%		
Teton	Choteau Public Library	1,635	47.47%		
	Dutton Public Library	231	16.49%		
	Fairfield Public Library	512	32.02%		
Toole	Toole County Library	2,284	43.36%	1	
Valley	Glasgow City-County Library	3,756	48.94%	1	
Wheatland	Harlowton Public Library	940	41.43%		
Wibaux	Wibaux Public Library	608	56.93%		
Yellowstone	Laurel Public Library	2,550	40.77%		
	Parmly Billings Library	50,359	40.91%		1
Totals:		425,967	48.68%	29	3

**NA = Data not available because the library has not purged its files in the last three years.**

**Percent Registered may be greater than 100% because some libraries allow people not in their service area to register.**

## Staff Information - SFY 2004

County	Library Name	Director has MLS	Total FTE w/MLS	Director FTE	Librarian FTE	Other Staff	Total Staff	Service Area Pop
Beaverhead	Dillon Public Library		0.00	0.65	1.05	0.70	1.75	9,202
Big Horn	Big Horn County Public Library	Yes	1.00	1.00	4.00	1.40	5.40	12,671
Blaine	Blaine County Library		0.00	0.78	1.55	0.10	1.65	4,299
	Harlem Public Library		0.00	0.63	1.13	0.00	1.13	2,710
Broadwater	Broadwater School and Community Library		0.00	1.00	3.00	0.00	3.00	4,385
Carbon	Bridger Public Library		0.00	0.40	0.40	0.05	0.45	2,259
	Joliet Public Library		0.00	0.38	0.38	0.00	0.38	2,210
	Red Lodge Carnegie Library		0.00	1.00	1.00	0.48	1.48	5,083
Carter	Ekalaka Public Library		0.00	0.53	0.53	0.00	0.53	1,360
Cascade	Belt Public Library		0.00	0.55	0.55	0.00	0.55	1,522
	Great Falls Public Library	Yes	4.60	1.00	7.60	13.58	21.18	77,128
	Wedsworth Memorial Library		0.00	0.58	0.58	0.00	0.58	1,708
Chouteau	Chouteau County Library		0.00	1.00	4.08	0.60	4.68	5,970
Custer	Miles City Public Library	Yes	1.00	1.00	3.00	2.00	5.00	11,696
Daniels	Daniels County Library		0.00	0.80	1.68	0.00	1.68	2,017
Dawson	Glendive Public Library		0.00	1.00	2.18	1.83	4.00	9,059
Deer Lodge	Hearst Free Library		0.00	1.00	2.73	1.40	4.13	9,417
Fallon	Fallon County Library		0.00	1.00	1.00	2.13	3.13	2,837
Fergus	Denton Public Library		0.00	0.95	0.95	0.00	0.95	301
	Lewistown Public Library		0.00	1.00	4.50	1.00	5.50	11,406
	Moore Public Library		0.00	0.38	0.38	0.00	0.38	186
Flathead	Flathead County Library	Yes	3.50	1.00	9.48	18.20	27.68	74,471
Gallatin	Belgrade Community Library		0.00	1.00	1.00	2.80	3.80	10,272
	Bozeman Public Library	Yes	7.30	1.00	8.68	10.98	19.66	47,805
	Manhattan Community Library		0.00	1.00	2.00	1.08	3.08	3,214
	Three Forks Community Library		0.00	1.00	1.00	0.28	1.28	3,546
	West Yellowstone Public Library		0.00	1.00	2.00	0.25	2.25	2,995
Garfield	Garfield County Library		0.00	0.50	0.70	0.00	0.70	1,279
Glacier	Glacier County Library	Yes	0.93	0.93	3.10	0.20	3.30	13,247
Granite	Drummond School Community Library		0.00	0.75	0.75	0.00	0.75	1,117
	Philipsburg Public Library		0.00	0.38	0.40	0.00	0.40	1,713
Hill	Havre-Hill County Library		0.00	1.00	5.00	0.00	5.00	16,673
Jefferson	Boulder Community Library	Yes	1.00	1.00	2.00	1.50	3.50	10,049
Judith Basin	Judith Basin County Free Library		0.00	1.00	1.63	0.15	1.78	2,329
Lake	Polson City Library		0.00	1.00	3.60	1.78	5.38	11,789
	Ronan City Library		0.00	0.95	1.58	0.60	2.18	8,765
	St Ignatius School-Community Library		0.00	0.93	1.43	0.93	2.35	5,953
Lewis and Clark	Lewis and Clark Library		5.00	1.00	10.28	3.00	13.28	55,716
Liberty	Liberty County Library		0.00	1.00	1.78	0.00	1.78	2,158
Lincoln	Lincoln County Public Library		0.00	1.00	6.90	1.33	8.23	18,837

## Staff Information - SFY 2004

County	Library Name	Director has MLS	Total FTE w/MLS	Director FTE	Librarian FTE	Other Staff	Total Staff	Service Area Pop
Madison	Madison Valley Public Library		0.00	1.00	1.50	0.00	1.50	1,129
	Sheridan Public Library		0.00	0.75	0.75	0.05	0.80	948
	Thompson-Hickman County Library		0.00	0.75	0.75	0.15	0.90	4,084
	Twin Bridges Public Library		0.00	0.50	0.50	1.05	1.55	689
McCone	George McCone Memorial County Library		0.00	0.25	0.25	0.38	0.63	1,977
Meagher	Meagher County/City Library		0.00	1.00	1.00	0.40	1.40	1,932
Mineral	Mineral County Public Library		0.00	0.63	0.95	0.68	1.63	3,884
Missoula	Missoula Public Library		3.00	1.00	10.20	17.00	27.20	95,802
Musselshell	Roundup Community Library	Yes	1.00	1.00	1.73	0.00	1.73	4,497
Park	Livingston-Park County Public Library	Yes	2.00	1.00	5.45	1.10	6.55	15,694
Petroleum	Petroleum County School-Community Library		0.00	0.23	0.23	0.45	0.68	493
Phillips	Phillips County Library		0.00	1.00	2.20	0.00	2.20	4,601
Pondera	Conrad Public Library		0.00	1.00	2.40	0.60	3.00	4,498
	Valier Public Library		0.00	0.75	0.75	0.23	0.98	1,926
Powder River	Henry A Malley Memorial Library		0.00	0.55	1.10	0.00	1.10	1,858
Powell	William K. Kohrs Memorial Library		0.00	1.00	1.73	0.00	1.73	7,180
Prairie	Prairie County Library		0.00	0.70	0.70	0.08	0.78	1,199
Ravalli	Bitterroot Public Library		0.00	1.00	2.00	2.95	4.95	23,844
	Darby Community Public Library		0.00	0.70	0.70	0.05	0.75	3,907
	North Valley Public Library		0.00	1.00	2.00	0.50	2.50	8,319
Richland	Sidney Public Library		1.00	1.00	3.00	0.80	3.80	9,667
Roosevelt	Roosevelt County Library		0.00	1.00	5.35	0.00	5.35	10,620
Rosebud	Rosebud County Library		0.00	1.00	3.20	1.18	4.38	9,383
Sanders	Plains Public Library District		0.00	0.75	0.75	0.78	1.53	3,808
	Preston Town County Library		0.00	0.25	0.25	0.50	0.75	1,691
	Thompson Falls Public Library		0.00	0.80	0.80	0.95	1.75	4,728
Sheridan	Sheridan County Library		0.00	1.00	1.70	0.55	2.25	4,105
Silver Bow	Butte-Silver Bow Public Library		0.00	1.00	3.00	9.43	12.43	34,606
Stillwater	Stillwater County Library		0.00	1.00	2.00	0.00	2.00	8,195
Sweet Grass	Carnegie Public Library		0.00	0.83	1.65	0.00	1.65	3,609
Teton	Choteau Public Library		0.00	0.45	1.18	0.15	1.33	3,444
	Dutton Public Library	Yes	0.45	0.45	0.53	0.00	0.53	1,401
	Fairfield Public Library		0.00	0.48	0.48	0.20	0.68	1,599
Toole	Toole County Library		0.00	0.75	1.13	0.45	1.58	5,267
Valley	Glasgow City-County Library		0.00	1.00	3.63	0.00	3.63	7,675
Wheatland	Harlowton Public Library		0.00	0.88	1.30	0.50	1.80	2,269
Wibaux	Wibaux Public Library		0.00	0.65	1.25	0.00	1.25	1,068
Yellowstone	Laurel Public Library		0.00	1.00	1.88	0.95	2.83	6,255
	Parmly Billings Library	Yes	7.00	1.00	12.00	14.88	26.88	123,097
<b>Totals:</b>			<b>38.78</b>	<b>65.10</b>	<b>187.43</b>	<b>125.26</b>	<b>312.69</b>	<b>900,302</b>



# Salaries

Population Category	Position	High	Low
1,199 and Under			
	Library Director	\$22,818	\$10,712
	Assistant Director	\$13,998	\$13,998
	Branch Librarian	\$38,584	\$12,480
	Assistant Librarian	\$11,502	\$11,502
	Assistant Librarian	\$21,050	\$16,640
	Library Aide	\$12,730	\$12,397
	Library Aide	\$15,142	\$11,253
	Library Assistant	\$10,712	\$10,712
	Library Clerk	\$20,280	\$14,248
	Library Staff Member	\$20,800	\$13,520
	Library Technician	\$22,922	\$22,922
	Photograph Archivist	\$13,520	\$13,520
1,200-1,999			
	Library Director	\$22,568	\$10,982
	Assistant Librarian	\$21,216	\$13,333
	Library Aide	\$12,854	\$12,854
	Library Clerk	\$13,520	\$11,211
	Library Staff Member	\$18,720	\$13,000
	Substitute Librarian	\$13,083	\$13,000
2,000-3,499			
	Library Director	\$46,800	\$14,040
	Community Librarian	\$22,734	\$22,734
	Assistant Librarian	\$21,341	\$12,979
	Circulation Librarian	\$14,144	\$14,144
	Library Aide	\$19,386	\$12,480
	Library Associate	\$15,163	\$12,480
	Library Clerk	\$16,640	\$16,640
	Special Librarian	\$20,800	\$20,800
	Technical Services Director	\$13,499	\$13,499
	Youth Services Librarian	\$16,848	\$16,848
3,500-4,999			
	Library Director	\$29,723	\$14,560
	Community Librarian	\$13,520	\$13,520
	Assistant Librarian	\$25,646	\$12,501
	Information Systems Technician	\$31,200	\$31,200
	Library Aide	\$13,312	\$13,312
	Library Assistant	\$17,680	\$17,680
	Library Clerk	\$18,907	\$13,000
	Library Staff Member	\$17,056	\$13,374
	Youth Services Librarian	\$13,520	\$13,520
5,000-9,999			
	Library Director	\$35,339	\$21,341
	Assistant Director	\$21,840	\$19,240
	Community Librarian	\$16,640	\$16,640

Based on Full Time FTE

# Salaries

## Population

Category	Position	High	Low
	Assistant Librarian	\$22,173	\$15,080
	Cataloger	\$20,800	\$20,800
	Cataloging Technician	\$17,680	\$14,144
	Circulation Librarian	\$19,760	\$14,560
	Interlibrary Loan Librarian	\$15,600	\$15,600
	Library Aide	\$16,952	\$10,712
	Library Assistant	\$13,520	\$13,520
	Library Clerk	\$19,573	\$14,144
	Library Staff Member	\$14,061	\$14,061
	Library Technician	\$16,640	\$16,640
	Substitute Librarian	\$14,144	\$14,144
	Youth Services Librarian	\$26,000	\$26,000
10,000-24,999			
	Library Director	\$40,997	\$28,122
	Systems and Services Manager	\$17,763	\$17,763
	Adult Basic Education Teacher	\$20,280	\$20,280
	Archivist	\$22,506	\$22,506
	Assistant Librarian	\$21,923	\$19,302
	Bookmobile Librarian	\$21,840	\$21,840
	Cataloger	\$22,589	\$22,589
	Circulation Clerk	\$17,035	\$15,746
	Circulation Librarian	\$23,858	\$17,680
	Collection Management Librarian	\$23,504	\$22,027
	Information Services Librarian	\$19,802	\$19,802
	Interlibrary Loan Librarian	\$24,752	\$24,752
	Interlibrary Loan Technician	\$26,998	\$26,998
	Library Aide	\$17,430	\$11,440
	Library Assistant	\$22,901	\$11,440
	Library Clerk	\$18,096	\$14,456
	Library Page	\$13,790	\$13,790
	Library Staff Member	\$24,066	\$24,066
	Public Services Librarian	\$30,285	\$20,010
	Reference Librarian	\$34,195	\$24,565
	Systems Librarian	\$22,360	\$22,360
	Technical Services Assistant	\$20,592	\$20,592
	Technical Services Librarian	\$24,419	\$22,506
	Technology Librarian	\$26,603	\$17,784
	Youth Services Librarian	\$27,456	\$16,640
	Youth Worker	\$10,712	\$10,712
Over 25,000			
	Library Director	\$88,234	\$41,371
	Assistant Director	\$70,179	\$43,118
	Branch Librarian	\$39,312	\$24,378
	Administrative Assistant	\$39,312	\$22,734
	Administrative Coordinator	\$47,611	\$47,611

Based on full time.

---

# Salaries

---

## Population

Category	Position	High	Low
	Adult Services Librarian	\$37,024	\$37,024
	Bookmobile Librarian	\$37,357	\$37,357
	Business Clerk	\$27,622	\$27,622
	Cataloger	\$32,635	\$29,494
	Cataloging Technician	\$33,800	\$33,800
	Circulation Clerk	\$32,074	\$13,520
	Circulation Librarian	\$44,658	\$27,498
	Circulation Supervisor	\$36,192	\$23,629
	Collection Management Librarian	\$44,824	\$36,608
	Coordinator of Volunteer Services	\$32,843	\$32,843
	Custodian	\$29,245	\$24,003
	Information Systems Technician	\$33,842	\$33,842
	Interlibrary Loan Librarian	\$39,666	\$24,440
	Interlibrary Loan Technician	\$27,373	\$20,717
	Library Aide	\$20,800	\$11,253
	Library Assistant	\$32,074	\$19,302
	Library Associate	\$26,000	\$23,109
	Library Clerk	\$20,051	\$17,306
	Library Page	\$16,224	\$13,374
	Library Specialist	\$24,294	\$21,590
	Library Staff Member	\$15,725	\$11,253
	Library Systems Manager	\$49,150	\$49,150
	Library Technician	\$37,357	\$18,678
	Network Manager	\$46,779	\$46,779
	Public Services Librarian	\$44,824	\$33,509
	Reference Librarian	\$40,539	\$24,669
	Special Services Librarian	\$39,666	\$39,666
	Systems Administrator	\$40,206	\$40,206
	Systems Specialist	\$30,035	\$30,035
	Technical Services and Systems Supervisor	\$40,206	\$40,206
	Technical Services Assistant	\$32,781	\$32,781
	Technical Services Clerk	\$22,568	\$22,568
	Technical Services Director	\$28,454	\$28,454
	Technical Services Librarian	\$41,704	\$37,170
	Technical Services Technician	\$23,587	\$23,587
	Web Developer/Database Specialist	\$33,987	\$33,987
	Youth Services Librarian	\$39,770	\$26,354

# Statewide Mean for Yearly Salaries - SFY 2004

Position	Number of Positions Reported	Mean Yearly Salary
Administrative Assistant	5	\$28,953.60
Administrative Coordinator	1	\$47,611.20
Adult Basic Education Teacher	1	\$20,280.00
Adult Services Librarian	1	\$37,024.00
Archivist	1	\$22,505.60
Assistant Director	5	\$33,675.20
Assistant Librarian	31	\$17,736.36
Bookmobile Librarian	2	\$29,598.40
Branch Librarian	32	\$23,303.15
Business Clerk	1	\$27,622.40
Cataloger	4	\$26,379.60
Cataloging Technician	4	\$19,942.00
Circulation Clerk	27	\$21,508.74
Circulation Librarian	10	\$22,786.40
Circulation Supervisor	3	\$31,227.73
Collection Management Librarian	4	\$31,740.80
Community Librarian	3	\$17,631.47
Coordinator of Volunteer Services	1	\$32,843.20
Custodian	5	\$25,933.44
Information Services Librarian	1	\$19,801.60
Information Systems Technician	2	\$32,520.80
Interlibrary Loan Librarian	7	\$27,779.89
Interlibrary Loan Technician	3	\$25,029.33
Library Aide	31	\$14,532.49
Library Assistant	41	\$20,506.77
Library Associate	6	\$19,208.80
Library Clerk	38	\$16,478.53
Library Director	75	\$27,570.26
Library Page	7	\$14,447.09
Library Specialist	5	\$23,025.60
Library Staff Member	13	\$17,192.00
Library Systems Manager	1	\$49,150.40
Library Technician	23	\$22,686.47
Network Manager	1	\$46,779.20
Photograph Archivist	1	\$13,520.00
Public Services Librarian	7	\$28,210.74
Reference Librarian	19	\$34,417.43
Special Librarian	1	\$20,800.00
Special Services Librarian	1	\$39,665.60
Substitute Librarian	3	\$13,409.07
Systems Administrator	1	\$40,206.40
Systems and Services Manager	1	\$17,763.20
Systems Librarian	1	\$22,360.00
Systems Specialist	1	\$30,035.20
Technical Services and Systems Supervisor	1	\$40,206.40
Technical Services Assistant	2	\$26,686.40
Technical Services Clerk	2	\$22,568.00
Technical Services Director	2	\$20,976.80
Technical Services Librarian	4	\$31,449.60
Technical Services Technician	1	\$23,587.20
Technology Librarian	2	\$22,193.60
Web Developer/Database Specialist	1	\$33,987.20
Youth Services Librarian	23	\$26,972.17
Youth Worker	1	\$10,712.00

# Library Income - SFY 2004

County	Library Name	Local Income			State Income Through Federations	
		City/District	County	Local Total	Coal Severance	Base Grant
Beaverhead	Dillon Public Library	56,180	28,000	84,180	549	350
Big Horn	Big Horn County Public Library	0	244,445	244,445	1,186	1,000
Blaine	Blaine County Library	0	93,850	93,850	970	0
	Harlem Public Library	0	50,919	50,919	673	0
Broadwater	Broadwater School and Community Library	84,900	48,561	133,461	0	899
Carbon	Bridger Public Library	7,097	18,303	25,400	1,000	0
	Joliet Public Library	0	12,961	12,961	0	0
	Red Lodge Carnegie Library	41,759	24,294	66,053	468	1,186
Carter	Ekalaka Public Library	7,937	7,000	14,937	220	294
Cascade	Belt Public Library	2,000	10,000	12,000	1,035	0
	Great Falls Public Library	827,460	190,000	1,017,460	1,595	0
	Wedsworth Memorial Library	0	11,000	11,000	569	505
Chouteau	Chouteau County Library	0	178,330	178,330	1,577	0
Custer	Miles City Public Library	275,984	35,000	310,984	2,734	0
Daniels	Daniels County Library	0	53,121	53,121	276	0
Dawson	Glendive Public Library	0	148,249	148,249	0	0
Deer Lodge	Hearst Free Library	0	193,990	193,990	996	0
Fallon	Fallon County Library	0	131,000	131,000	944	2,157
Fergus	Denton Public Library	3,870	2,625	6,495	1,186	0
	Lewistown Public Library	185,000	49,173	234,173	1,186	0
	Moore Public Library	4,662	0	4,662	796	568
Flathead	Flathead County Library	0	988,212	988,212	936	641
Gallatin	Belgrade Community Library	49,450	86,728	136,178	850	899
	Bozeman Public Library	761,178	365,180	1,126,358	181	899
	Manhattan Community Library	7,100	32,702	39,802	500	850
	Three Forks Community Library	14,670	32,702	47,372	899	456
	West Yellowstone Public Library	72,698	32,702	105,400	0	0
Garfield	Garfield County Library	0	20,987	20,987	404	0
Glacier	Glacier County Library	0	158,140	158,140	1,396	0
Granite	Drummond School Community Library	19,477	0	19,477	0	852
	Philipsburg Public Library	8,370	0	8,370	300	1,848
Hill	Havre-Hill County Library	126,578	103,563	230,141	3,715	0
Jefferson	Boulder Community Library	3,000	213,390	216,390	899	0
Judith Basin	Judith Basin County Free Library	0	56,977	56,977	1,186	0
Lake	Polson City Library	116,658	15,315	131,973	641	936
	Ronan City Library	10,710	11,057	21,767	641	936
	St Ignatius School-Community Library	498	7,428	7,926	600	1,100
Lewis and Clark	Lewis and Clark Library	0	1,956,858	1,956,858	2,255	0
Liberty	Liberty County Library	0	85,320	85,320	776	0
Lincoln	Lincoln County Public Library	0	328,123	328,123	577	1,000

Per Capita/ Sq Mile	State Income InterLibrary Loan	State Total	Federal Income	Other Income	Grand Total Income	Service Pop	Per Capita
1,447	1,403	3,749	0	7,849	95,778	9,202	10.41
1,984	1,350	5,520	0	0	249,965	12,671	19.73
683	1,358	3,011	0	300	97,161	4,299	22.60
419	476	1,568	0	0	52,487	2,710	19.37
547	0	1,446	0	2,341	137,248	4,385	31.30
0	0	1,000	0	75	26,475	2,259	11.72
0	0	0	0	9,005	21,966	2,210	9.94
320	0	1,974	0	607	68,634	5,083	13.50
461	0	975	0	3,002	18,914	1,360	13.91
152	0	1,187	0	3,908	17,095	1,522	11.23
7,829	6,513	15,937	0	198,222	1,231,619	77,128	15.97
170	132	1,376	0	5,700	18,076	1,708	10.58
976	962	3,515	0	0	181,845	5,970	30.46
1,519	2,146	6,399	0	0	317,383	11,696	27.14
338	635	1,249	0	400	54,770	2,017	27.15
1,122	1,354	2,476	0	1,478	152,203	9,059	16.80
996	2,153	4,145	0	3,000	201,135	9,417	21.36
437	1,489	5,027	0	4,121	140,148	2,837	49.40
50	0	1,236	0	220	7,951	301	26.42
1,528	2,379	5,093	0	54,364	293,630	11,406	25.74
38	0	1,402	0	688	6,752	186	36.30
7,809	12,851	22,237	0	109,800	1,120,249	74,471	15.04
1,037	1,112	3,898	0	9,197	149,273	10,272	14.53
5,482	7,555	14,117	0	0	1,140,475	47,805	23.86
325	0	1,675	0	550	42,027	3,214	13.08
358	1,745	3,458	0	9,833	60,663	3,546	17.11
325	808	1,133	0	300	106,833	2,995	35.67
584	0	988	0	6,130	28,105	1,279	21.97
1,594	981	3,971	0	10,500	172,611	13,247	13.03
147	0	999	0	505	20,981	1,117	18.78
300	0	2,448	0	2,239	13,057	1,713	7.62
1,920	3,919	9,554	1,124	2,616	243,435	16,673	14.60
1,157	1,632	3,688	0	1,800	221,878	10,049	22.08
412	371	1,969	0	800	59,746	2,329	25.65
1,223	1,342	4,142	0	78,383	214,498	11,789	18.19
907	918	3,402	0	41,467	66,636	8,765	7.60
636	0	2,336	0	150	10,412	5,953	1.75
5,808	7,873	15,936	0	940,594	2,913,388	55,716	52.29
352	2,771	3,899	0	26	89,245	2,158	41.36
2,203	5,154	8,934	0	19,694	356,751	18,837	18.94

# Library Income - SFY 2004

County	Library Name	Local Income			State Income Through Federations	
		City/District	County	Local Total	Coal Severance	Base Grant
Madison	Madison Valley Public Library	9,547	14,503	24,050	996	0
	Sheridan Public Library	9,785	7,723	17,508	0	996
	Thompson-Hickman County Library	1,000	52,128	53,128	97	899
	Twin Bridges Public Library	4,000	15,447	19,447	996	0
McCone	George McCone Memorial County Library	0	32,291	32,291	0	1,000
Meagher	Meagher County/City Library	5,235	45,022	50,257	0	424
Mineral	Mineral County Public Library	0	47,502	47,502	1,577	0
Missoula	Missoula Public Library	0	1,622,850	1,622,850	641	936
Musselshell	Roundup Community Library	75,353	4,000	79,353	1,186	468
Park	Livingston-Park County Public Library	125,445	168,781	294,226	0	899
Petroleum	Petroleum County School-Community Library	22,720	8,678	31,398	1,186	0
Phillips	Phillips County Library	87	67,400	67,487	0	0
Pondera	Conrad Public Library	25,000	76,574	101,574	777	1,074
	Valier Public Library	6,000	57,587	63,587	0	569
Powder River	Henry A Malley Memorial Library	0	43,285	43,285	824	999
Powell	William K. Kohrs Memorial Library	59,217	3,800	63,017	0	996
Prairie	Prairie County Library	0	30,659	30,659	459	1,000
Ravalli	Bitterroot Public Library	226,240	10,633	236,873	641	936
	Darby Community Public Library	29,194	2,257	31,451	641	936
	North Valley Public Library	99,713	0	99,713	1,929	0
Richland	Sidney Public Library	93,950	64,000	157,950	1,534	0
Roosevelt	Roosevelt County Library	10,303	204,428	214,731	0	1,274
Rosebud	Rosebud County Library	0	171,357	171,357	2,269	1,000
Sanders	Plains Public Library District	6,101	54,938	61,039	641	936
	Preston Town County Library	7,957	17,897	25,854	641	936
	Thompson Falls Public Library	47,614	0	47,614	641	936
Sheridan	Sheridan County Library	0	109,069	109,069	0	0
Silver Bow	Butte-Silver Bow Public Library	0	633,615	633,615	983	0
Stillwater	Stillwater County Library	0	131,386	131,386	0	0
Sweet Grass	Carnegie Public Library	49,851	21,849	71,700	1,186	0
Teton	Choteau Public Library	7,505	38,790	46,295	623	0
	Dutton Public Library	4,500	10,154	14,654	0	438
	Fairfield Public Library	6,260	16,083	22,343	457	213
Toole	Toole County Library	0	89,450	89,450	676	569
Valley	Glasgow City-County Library	28,465	133,000	161,465	0	0
Wheatland	Harlowton Public Library	30,382	2,338	32,720	1,186	0
Wibaux	Wibaux Public Library	0	28,720	28,720	0	604
Yellowstone	Laurel Public Library	121,717	0	121,717	1,186	0
	Parmly Billings Library	1,331,233	400,000	1,731,233	468	1,000
<b>Totals:</b>		<b>5,131,610</b>	<b>10,464,399</b>	<b>5,596,009</b>	<b>59,157</b>	<b>37,414</b>

Per Capita/ Sq Mile	State Income InterLibrary Loan	State Total	Federal Income	Other Income	Grand Total Income	Service Pop	Per Capita
252	1,394	2,642	0	10,804	37,496	1,129	33.21
212	0	1,208	0	3,450	22,166	948	23.38
426	0	1,422	0	1,893	56,443	4,084	13.82
134	0	1,130	0	3,374	23,951	689	34.76
453	0	1,453	0	0	33,744	1,977	17.07
0	124	548	0	3,362	54,167	1,932	28.04
501	0	2,078	0	1,049	50,629	3,884	13.04
9,726	9,657	20,960	0	39,450	1,683,260	95,802	17.57
624	424	2,702	0	1,913	83,968	4,497	18.67
1,801	1,624	4,324	0	16,769	315,319	15,694	20.09
211	503	1,900	0	3,234	36,532	493	74.10
956	0	956	0	800	69,243	4,601	15.05
581	1,286	3,718	240	8,102	113,634	4,498	25.26
213	52	834	0	0	64,421	1,926	33.45
506	282	2,611	0	4,147	50,043	1,858	26.93
933	4,175	6,104	0	25,650	94,771	7,180	13.20
288	344	2,091	0	2,525	35,275	1,199	29.42
2,188	2,789	6,554	0	45,874	289,301	23,844	12.13
585	0	2,162	90,000	275,374	398,987	3,907	102.12
1,001	0	2,930	88,627	955	192,225	8,319	23.11
1,153	1,165	3,852	0	5,653	167,455	9,667	17.32
2,030	851	4,155	0	5,223	224,109	10,620	21.10
1,593	2,048	6,910	0	3,672	181,939	9,383	19.39
443	1,871	3,891	0	1,618	66,548	3,808	17.48
235	0	1,812	0	4,221	31,887	1,691	18.86
598	876	3,051	0	23,069	73,734	4,728	15.60
567	1,858	2,425	0	3,274	114,768	4,105	27.96
3,466	8,085	12,534	0	3,416	649,565	34,606	18.77
0	58	58	0	3,185	134,629	8,195	16.43
536	575	2,297	0	4,500	78,497	3,609	21.75
428	217	1,268	0	8,977	56,540	3,444	16.42
240	0	678	0	772	16,104	1,401	11.49
0	123	793	0	3,530	26,666	1,599	16.68
704	0	1,949	0	1,641	93,040	5,267	17.66
1,239	3,636	4,875	0	5,350	171,690	7,675	22.37
362	0	1,548	0	6,767	41,035	2,269	18.09
192	1,509	2,305	0	663	31,688	1,068	29.67
632	90	1,908	0	4,548	128,173	6,255	20.49
12,508	4,216	18,192	7,177	584,724	2,341,326	123,097	19.02
<b>102,112</b>	<b>121,214</b>	<b>319,897</b>	<b>187,168</b>	<b>2,653,392</b>	<b>18,756,466</b>	<b>900,302</b>	<b>20.83</b>



# Library Income by Service Area Population-SFY 2004

County	Library Name	Local Income			State Income	
		City Income	County Income	Total Local Income	Through Coal Severance	Federations Base Grant
<b>Over 25,000</b>						
Gallatin	Bozeman Public Library	761,178	365,180	1,126,358	181	899
Silver Bow	Butte-Silver Bow Public Library	0	633,615	633,615	983	0
Flathead	Flathead County Library	0	988,212	988,212	936	641
Cascade	Great Falls Public Library	827,460	190,000	1,017,460	1,595	0
Lewis and Clark	Lewis and Clark Library	0	1,956,858	1,956,858	2,255	0
Missoula	Missoula Public Library	0	1,622,850	1,622,850	641	936
Yellowstone	Parmly Billings Library	1,331,233	400,000	1,731,233	468	1,000
<b>Totals</b>		<b>2,919,871</b>	<b>6,156,715</b>	<b>9,076,586</b>	<b>7,059</b>	<b>3,476</b>
<b>10,000-24,999</b>						
Gallatin	Belgrade Community Library	49,450	86,728	136,178	850	899
Big Horn	Big Horn County Public Library	0	244,445	244,445	1,186	1,000
Ravalli	Bitterroot Public Library	226,240	10,633	236,873	641	936
Jefferson	Boulder Community Library	3,000	213,390	216,390	899	0
Glacier	Glacier County Library	0	158,140	158,140	1,396	0
Hill	Havre-Hill County Library	126,578	103,563	230,141	3,715	0
Fergus	Lewistown Public Library	185,000	49,173	234,173	1,186	0
Lincoln	Lincoln County Public Library	0	328,123	328,123	577	1,000
Park	Livingston-Park County Public Library	125,445	168,781	294,226	0	899
Custer	Miles City Public Library	275,984	35,000	310,984	2,734	0
Lake	Polson City Library	116,658	15,315	131,973	641	936
Roosevelt	Roosevelt County Library	10,303	204,428	214,731	0	1,274
<b>Totals</b>		<b>1,118,658</b>	<b>1,617,719</b>	<b>2,736,377</b>	<b>13,825</b>	<b>6,944</b>
<b>5,000-9,999</b>						
Chouteau	Chouteau County Library	0	178,330	178,330	1,577	0
Beaverhead	Dillon Public Library	56,180	28,000	84,180	549	350
Valley	Glasgow City-County Library	28,465	133,000	161,465	0	0
Dawson	Glendive Public Library	0	148,249	148,249	0	0
Deer Lodge	Hearst Free Library	0	193,990	193,990	996	0
Yellowstone	Laurel Public Library	121,717	0	121,717	1,186	0
Ravalli	North Valley Public Library	99,713	0	99,713	1,929	0
Carbon	Red Lodge Carnegie Library	41,759	24,294	66,053	468	1,186
Lake	Ronan City Library	10,710	11,057	21,767	641	936
Rosebud	Rosebud County Library	0	171,357	171,357	2,269	1,000
Richland	Sidney Public Library	93,950	64,000	157,950	1,534	0
Lake	St Ignatius School-Community Library	498	7,428	7,926	600	1,100
Stillwater	Stillwater County Library	0	131,386	131,386	0	0
Toole	Toole County Library	0	89,450	89,450	676	569
Powell	William K. Kohrs Memorial Library	59,217	3,800	63,017	0	996
<b>Totals</b>		<b>512,209</b>	<b>1,184,341</b>	<b>1,696,550</b>	<b>12,425</b>	<b>6,137</b>
<b>3,500-4,999</b>						
Blaine	Blaine County Library	0	93,850	93,850	970	0
Broadwater	Broadwater School and Community Library	84,900	48,561	133,461	0	899
Sweet Grass	Carnegie Public Library	49,851	21,849	71,700	1,186	0
Pondera	Conrad Public Library	25,000	76,574	101,574	777	1,074
Ravalli	Darby Community Public Library	29,194	2,257	31,451	641	936
Mineral	Mineral County Public Library	0	47,502	47,502	1,577	0
Phillips	Phillips County Library	87	67,400	67,487	0	0

PerCapita/ Sq Mile	State Income Interlibrary Loan	Total State Income	Federal Income	Other Income	Total Income	Service Pop	Per Capita
5,482	7,555	14,117	0	0	1,140,475	47,805	23.86
3,466	8,085	12,534	0	3,416	649,565	34,606	18.77
7,809	12,851	22,237	0	109,800	1,120,249	74,471	15.04
7,829	6,513	15,937	0	198,222	1,231,619	77,128	15.97
5,808	7,873	15,936	0	940,594	2,913,388	55,716	52.29
9,726	9,657	20,960	0	39,450	1,683,260	95,802	17.57
12,508	4,216	18,192	7,177	584,724	2,341,326	123,097	19.02
<b>52,628</b>	<b>56,750</b>	<b>119,913</b>	<b>7,177</b>	<b>1,876,206</b>	<b>11,079,882</b>	<b>508,625</b>	<b>21.78</b>
1,037	1,112	3,898	0	9,197	149,273	10,272	14.53
1,984	1,350	5,520	0	0	249,965	12,671	19.73
2,188	2,789	6,554	0	45,874	289,301	23,844	12.13
1,157	1,632	3,688	0	1,800	221,878	10,049	22.08
1,594	981	3,971	0	10,500	172,611	13,247	13.03
1,920	3,919	9,554	1,124	2,616	243,435	16,673	14.60
1,528	2,379	5,093	0	54,364	293,630	11,406	25.74
2,203	5,154	8,934	0	19,694	356,751	18,837	18.94
1,801	1,624	4,324	0	16,769	315,319	15,694	20.09
1,519	2,146	6,399	0	0	317,383	11,696	27.14
1,223	1,342	4,142	0	78,383	214,498	11,789	18.19
2,030	851	4,155	0	5,223	224,109	10,620	21.10
<b>20,184</b>	<b>25,279</b>	<b>66,232</b>	<b>1,124</b>	<b>244,420</b>	<b>3,048,153</b>	<b>166,798</b>	<b>18.27</b>
976	962	3,515	0	0	181,845	5,970	30.46
1,447	1,403	3,749	0	7,849	95,778	9,202	10.41
1,239	3,636	4,875	0	5,350	171,690	7,675	22.37
1,122	1,354	2,476	0	1,478	152,203	9,059	16.80
996	2,153	4,145	0	3,000	201,135	9,417	21.36
632	90	1,908	0	4,548	128,173	6,255	20.49
1,001	0	2,930	88,627	955	192,225	8,319	23.11
320	0	1,974	0	607	68,634	5,083	13.50
907	918	3,402	0	41,467	66,636	8,765	7.60
1,593	2,048	6,910	0	3,672	181,939	9,383	19.39
1,153	1,165	3,852	0	5,653	167,455	9,667	17.32
636	0	2,336	0	150	10,412	5,953	1.75
0	58	58	0	3,185	134,629	8,195	16.43
704	0	1,949	0	1,641	93,040	5,267	17.66
933	4,175	6,104	0	25,650	94,771	7,180	13.20
<b>13,659</b>	<b>17,962</b>	<b>50,183</b>	<b>88,627</b>	<b>105,205</b>	<b>1,940,565</b>	<b>115,390</b>	<b>16.82</b>
683	1,358	3,011	0	300	97,161	4,299	22.60
547	0	1,446	0	2,341	137,248	4,385	31.30
536	575	2,297	0	4,500	78,497	3,609	21.75
581	1,286	3,718	240	8,102	113,634	4,498	25.26
585	0	2,162	90,000	275,374	398,987	3,907	102.12
501	0	2,078	0	1,049	50,629	3,884	13.04
956	0	956	0	800	69,243	4,601	15.05

# Library Income by Service Area Population-SFY 2004

County	Library Name	Local Income			State Income	
		City Income	County Income	Total Local Income	Through Coal Severance	Federations Base Grant
Sanders	Plains Public Library District	6,101	54,938	61,039	641	936
Musselshell	Roundup Community Library	75,353	4,000	79,353	1,186	468
Sheridan	Sheridan County Library	0	109,069	109,069	0	0
Sanders	Thompson Falls Public Library	47,614	0	47,614	641	936
Madison	Thompson-Hickman County Library	1,000	52,128	53,128	97	899
Gallatin	Three Forks Community Library	14,670	32,702	47,372	899	456
<b>Totals</b>		<b>333,770</b>	<b>610,830</b>	<b>944,600</b>	<b>8,615</b>	<b>6,604</b>
<b>2,000-3,499</b>						
Carbon	Bridger Public Library	7,097	18,303	25,400	1,000	0
Teton	Choteau Public Library	7,505	38,790	46,295	623	0
Daniels	Daniels County Library	0	53,121	53,121	276	0
Fallon	Fallon County Library	0	131,000	131,000	944	2,157
Blaine	Harlem Public Library	0	50,919	50,919	673	0
Wheatland	Harlowton Public Library	30,382	2,338	32,720	1,186	0
Carbon	Joliet Public Library	0	12,961	12,961	0	0
Judith Basin	Judith Basin County Free Library	0	56,977	56,977	1,186	0
Liberty	Liberty County Library	0	85,320	85,320	776	0
Gallatin	Manhattan Community Library	7,100	32,702	39,802	500	850
	West Yellowstone Public Library	72,698	32,702	105,400	0	0
<b>Totals</b>		<b>124,782</b>	<b>515,133</b>	<b>639,915</b>	<b>7,164</b>	<b>3,007</b>
<b>1,200-1,999</b>						
Cascade	Belt Public Library	2,000	10,000	12,000	1,035	0
Teton	Dutton Public Library	4,500	10,154	14,654	0	438
Carter	Ekalaka Public Library	7,937	7,000	14,937	220	294
Teton	Fairfield Public Library	6,260	16,083	22,343	457	213
Garfield	Garfield County Library	0	20,987	20,987	404	0
McCone	George McCone Memorial County Library	0	32,291	32,291	0	1,000
Powder River	Henry A Malley Memorial Library	0	43,285	43,285	824	999
Meagher	Meagher County/City Library	5,235	45,022	50,257	0	424
Granite	Philipsburg Public Library	8,370	0	8,370	300	1,848
Sanders	Preston Town County Library	7,957	17,897	25,854	641	936
Pondera	Valier Public Library	6,000	57,587	63,587	0	569
Cascade	Wedsworth Memorial Library	0	11,000	11,000	569	505
<b>Totals</b>		<b>48,259</b>	<b>271,306</b>	<b>319,565</b>	<b>4,450</b>	<b>7,226</b>
<b>1,199 and Under</b>						
Fergus	Denton Public Library	3,870	2,625	6,495	1,186	0
Granite	Drummond School Community Library	19,477	0	19,477	0	852
Madison	Madison Valley Public Library	9,547	14,503	24,050	996	0
Fergus	Moore Public Library	4,662	0	4,662	796	568
Petroleum	Petroleum County School-Community Library	22,720	8,678	31,398	1,186	0
Prairie	Prairie County Library	0	30,659	30,659	459	1,000
Madison	Sheridan Public Library	9,785	7,723	17,508	0	996
	Twin Bridges Public Library	4,000	15,447	19,447	996	0
Wibaux	Wibaux Public Library	0	28,720	28,720	0	604
<b>Totals</b>		<b>74,061</b>	<b>108,355</b>	<b>182,416</b>	<b>5,619</b>	<b>4,020</b>
<b>Grand Totals</b>		<b>5,131,610</b>	<b>10,464,399</b>	<b>15,596,009</b>	<b>59,157</b>	<b>37,414</b>

PerCapita/ Sq Mile	State Income Interlibrary Loan	Total State Income	Federal Income	Other Income	Total Income	Service Pop	Per Capita
443	1,871	3,891	0	1,618	66,548	3,808	17.48
624	424	2,702	0	1,913	83,968	4,497	18.67
567	1,858	2,425	0	3,274	114,768	4,105	27.96
598	876	3,051	0	23,069	73,734	4,728	15.60
426	0	1,422	0	1,893	56,443	4,084	13.82
358	1,745	3,458	0	9,833	60,663	3,546	17.11
<b>7,405</b>	<b>9,993</b>	<b>32,617</b>	<b>90,240</b>	<b>334,066</b>	<b>1,401,523</b>	<b>53,951</b>	<b>25.98</b>
0	0	1,000	0	75	26,475	2,259	11.72
428	217	1,268	0	8,977	56,540	3,444	16.42
338	635	1,249	0	400	54,770	2,017	27.15
437	1,489	5,027	0	4,121	140,148	2,837	49.40
419	476	1,568	0	0	52,487	2,710	19.37
362	0	1,548	0	6,767	41,035	2,269	18.09
0	0	0	0	9,005	21,966	2,210	9.94
412	371	1,969	0	800	59,746	2,329	25.65
352	2,771	3,899	0	26	89,245	2,158	41.36
325	0	1,675	0	550	42,027	3,214	13.08
325	808	1,133	0	300	106,833	2,995	35.67
<b>3,398</b>	<b>6,767</b>	<b>20,336</b>	<b>0</b>	<b>31,021</b>	<b>691,272</b>	<b>28,442</b>	<b>24.30</b>
152	0	1,187	0	3,908	17,095	1,522	11.23
240	0	678	0	772	16,104	1,401	11.49
461	0	975	0	3,002	18,914	1,360	13.91
0	123	793	0	3,530	26,666	1,599	16.68
584	0	988	0	6,130	28,105	1,279	21.97
453	0	1,453	0	0	33,744	1,977	17.07
506	282	2,611	0	4,147	50,043	1,858	26.93
0	124	548	0	3,362	54,167	1,932	28.04
300	0	2,448	0	2,239	13,057	1,713	7.62
235	0	1,812	0	4,221	31,887	1,691	18.86
213	52	834	0	0	64,421	1,926	33.45
170	132	1,376	0	5,700	18,076	1,708	10.58
<b>3,314</b>	<b>713</b>	<b>15,703</b>	<b>0</b>	<b>37,011</b>	<b>372,279</b>	<b>19,966</b>	<b>18.65</b>
50	0	1,236	0	220	7,951	301	26.42
147	0	999	0	505	20,981	1,117	18.78
252	1,394	2,642	0	10,804	37,496	1,129	33.21
38	0	1,402	0	688	6,752	186	36.30
211	503	1,900	0	3,234	36,532	493	74.10
288	344	2,091	0	2,525	35,275	1,199	29.42
212	0	1,208	0	3,450	22,166	948	23.38
134	0	1,130	0	3,374	23,951	689	34.76
192	1,509	2,305	0	663	31,688	1,068	29.67
<b>1,524</b>	<b>3,750</b>	<b>14,913</b>	<b>0</b>	<b>25,463</b>	<b>222,792</b>	<b>7,130</b>	<b>31.25</b>
<b>102,112</b>	<b>121,214</b>	<b>319,897</b>	<b>187,168</b>	<b>2,653,392</b>	<b>18,756,466</b>	<b>900,302</b>	<b>20.83</b>

## Expenditures - SFY 2004

County	Library Name	Salaries	Benefits	Print Collection	Electronic Materials
Beaverhead	Dillon Public Library	38,906	3,894	12,732	4,533
Big Horn	Big Horn County Public Library	89,979	23,676	13,165	0
Blaine	Blaine County Library	37,399	12,467	15,839	2,190
	Harlem Public Library	24,486	8,162	10,842	1,350
Broadwater	Broadwater School and Community Library	93,625	18,043	8,954	5,280
Carbon	Bridger Public Library	12,305	905	3,500	0
	Joliet Public Library	1,603	0	0	0
	Red Lodge Carnegie Library	40,599	11,728	3,428	1,304
Carter	Ekalaka Public Library	10,571	0	2,485	390
Cascade	Belt Public Library	8,179	2,067	2,148	7,237
	Great Falls Public Library	521,070	222,483	116,130	42,650
	Wedsworth Memorial Library	10,000	750	1,600	0
Chouteau	Chouteau County Library	82,500	9,900	18,650	10,000
Custer	Miles City Public Library	178,268	77,460	22,257	7,478
Daniels	Daniels County Library	32,281	10,261	7,390	0
Dawson	Glendive Public Library	67,994	17,710	13,357	1,240
Deer Lodge	Hearst Free Library	84,630	30,000	10,000	2,000
Fallon	Fallon County Library	59,269	15,854	13,311	0
Fergus	Denton Public Library	3,153	0	2,541	0
	Lewistown Public Library	139,937	45,062	29,929	8,989
	Moore Public Library	4,017	0	1,904	0
Flathead	Flathead County Library	716,908	188,300	115,303	45,499
Gallatin	Belgrade Community Library	86,573	11,710	8,377	1,918
	Bozeman Public Library	582,249	207,131	83,350	10,844
	Manhattan Community Library	36,645	4,800	9,330	0
	Three Forks Community Library	36,487	6,271	3,200	220
	West Yellowstone Public Library	66,690	12,000	9,845	0
Garfield	Garfield County Library	9,991	5,742	2,600	1,525
Glacier	Glacier County Library	82,647	24,963	23,758	550
Granite	Drummond School Community Library	14,015	2,126	3,937	682
	Philipsburg Public Library	6,000	0	2,000	0
Hill	Havre-Hill County Library	132,335	50,135	21,000	1,500
Jefferson	Boulder Community Library	78,848	22,939	22,178	4,481
Judith Basin	Judith Basin County Free Library	35,425	8,902	4,800	500
Lake	Polson City Library	88,361	25,868	14,594	3,758
	Ronan City Library	35,082	7,163	10,021	5,199
	St Ignatius School-Community Library	6,600	0	500	1,000
Lewis and Clark	Lewis and Clark Library	899,391	205,723	229,462	0
Liberty	Liberty County Library	34,644	5,320	9,350	440
Lincoln	Lincoln County Public Library	203,319	50,764	28,544	1,794

## Expenditures - SFY 2004

Continuing Education	Other Materials	Other Operating	Total Expenses	Capital Outlay	Service Area Population	Per Capita
1,319	5,457	8,159	75,000	10,000	9,202	8.15
0	2,258	47,390	176,468	72,000	12,671	13.93
1,240	0	11,928	81,063	0	4,299	18.86
665	664	6,461	52,630	0	2,710	19.42
4,504	0	7,434	137,840	0	4,385	31.43
300	3,570	4,820	25,400	0	2,259	11.24
0	180	1,469	3,252	5,210	2,210	1.47
0	200	9,345	66,604	0	5,083	13.10
0	421	3,701	17,568	0	1,360	12.92
12	0	2,853	22,496	0	1,522	14.78
4,332	0	190,317	1,096,982	101,795	77,128	14.22
0	0	5,100	17,450	13,200	1,708	10.22
1,000	3,000	23,880	148,930	0	5,970	24.95
1,000	500	37,751	324,714	0	11,696	27.76
411	0	2,372	52,715	0	2,017	26.14
1,358	0	47,830	149,489	0	9,059	16.50
2,500	9,000	51,000	189,130	195,000	9,417	20.08
1,528	2,215	35,625	127,802	33,011	2,837	45.05
0	0	1,909	7,603	0	301	25.26
7,168	4,340	26,596	262,021	30,218	11,406	22.97
300	0	0	6,221	0	186	33.45
1,722	11,677	125,080	1,204,489	0	74,471	16.17
982	1,947	33,766	145,273	0	10,272	14.14
13,272	16,150	213,362	1,126,358	548,751	47,805	23.56
500	3,000	500	54,775	0	3,214	17.04
0	700	13,257	60,135	0	3,546	16.96
1,540	0	3,000	93,075	0	2,995	31.08
510	0	4,569	24,937	2,926	1,279	19.50
1,028	0	19,827	152,773	0	13,247	11.53
0	0	1,636	22,396	0	1,117	20.05
800	0	2,400	11,200	2,200	1,713	6.54
1,000	0	28,965	234,935	8,500	16,673	14.09
1,000	0	23,568	153,014	0	10,049	15.23
1,200	575	2,950	54,352	2,500	2,329	23.34
3,140	994	64,126	200,841	0	11,789	17.04
941	2,836	3,116	64,358	0	8,765	7.34
300	35	225	8,660	0	5,953	1.45
16,724	0	359,379	1,710,679	1,139,306	55,716	30.70
343	4,054	4,879	59,030	22,702	2,158	27.35
3,391	1,920	56,416	346,148	0	18,837	18.38

# Expenditures - SFY 2004

County	Library Name	Salaries	Benefits	Print Collection	Electronic Materials
Madison	Madison Valley Public Library	27,949	1,500	5,400	0
	Sheridan Public Library	9,868	3,413	3,536	365
	Thompson-Hickman County Library	26,169	7,772	6,794	330
	Twin Bridges Public Library	7,965	3,958	2,709	1,490
McCone	George McCone Memorial County Library	12,372	3,445	572	0
Meagher	Meagher County/City Library	24,858	3,607	4,541	4,504
Mineral	Mineral County Public Library	24,843	2,097	10,035	3,137
Missoula	Missoula Public Library	735,534	232,816	240,000	4,691
Musselshell	Roundup Community Library	63,278	16,649	8,181	760
Park	Livingston-Park County Public Library	162,498	54,004	28,514	3,506
Petroleum	Petroleum County School-Community Library	25,091	3,014	3,764	2,513
Phillips	Phillips County Library	35,000	18,300	6,500	800
Pondera	Conrad Public Library	60,450	11,895	12,932	820
	Valier Public Library	26,494	3,052	7,611	0
Powder River	Henry A Malley Memorial Library	25,510	6,183	8,512	0
Powell	William K. Kohrs Memorial Library	31,559	4,653	11,513	940
Prairie	Prairie County Library	15,275	2,383	3,922	0
Ravalli	Bitterroot Public Library	118,974	25,553	46,126	0
	Darby Community Public Library	8,378	1,035	783	303
	North Valley Public Library	53,995	26,722	11,601	163
Richland	Sidney Public Library	86,467	25,473	13,480	3,340
Roosevelt	Roosevelt County Library	113,921	33,000	40,635	1,993
Rosebud	Rosebud County Library	107,553	18,349	27,082	3,438
Sanders	Plains Public Library District	32,009	4,263	7,477	4,152
	Preston Town County Library	11,631	7,391	1,734	5,713
	Thompson Falls Public Library	31,809	12,214	6,366	620
Sheridan	Sheridan County Library	50,863	13,535	21,350	1,640
Silver Bow	Butte-Silver Bow Public Library	313,758	129,640	51,899	3,400
Stillwater	Stillwater County Library	57,631	14,758	21,000	600
Sweet Grass	Carnegie Public Library	33,660	10,704	11,163	0
Teton	Choteau Public Library	24,180	1,948	12,655	0
	Dutton Public Library	8,054	3,493	3,496	55
	Fairfield Public Library	10,456	1,845	2,966	200
Toole	Toole County Library	36,199	13,808	17,971	60
Valley	Glasgow City-County Library	68,685	17,171	30,445	1,431
Wheatland	Harlowton Public Library	20,853	6,225	4,829	660
Wibaux	Wibaux Public Library	17,591	2,721	2,098	995
Yellowstone	Laurel Public Library	69,395	17,891	18,750	1,540
	Parmly Billings Library	999,103	331,647	187,430	5,530
Totals:		8,282,859	2,448,406	1,818,683	234,240

## Expenditures - SFY 2004

Continuing Education	Other Materials	Other Operating	Total Expenses	Capital Outlay	Service Area Population	Per Capita
400	800	1,447	37,496	0	1,129	33.21
665	0	5,008	22,855	2,517	948	24.11
675	603	9,785	52,128	31,605	4,084	12.76
753	0	3,321	20,196	0	689	29.31
300	3,696	10,374	30,759	0	1,977	15.56
0	0	10,627	48,137	0	1,932	24.92
430	160	9,495	50,197	1,395	3,884	12.92
15,000	0	233,350	1,461,391	206,498	95,802	15.25
678	3,091	0	92,637	805	4,497	20.60
1,724	9,873	62,444	322,563	7,173	15,694	20.55
205	2,394	2,795	39,776	0	493	80.68
800	2,100	2,000	65,500	0	4,601	14.24
908	1,675	24,583	113,263	5,000	4,498	25.18
610	700	10,263	48,730	0	1,926	25.30
290	0	6,965	47,460	1,473	1,858	25.54
413	0	16,263	65,341	6,160	7,180	9.10
42	459	5,550	27,631	0	1,199	23.05
7,299	0	68,490	266,442	0	23,844	11.17
581	0	2,989	14,069	560,938	3,907	3.60
0	0	11,184	103,665	40,567	8,319	12.46
1,369	2,800	12,673	145,602	13,178	9,667	15.06
701	1,901	36,175	228,326	1,273	10,620	21.50
3,530	3,100	18,286	181,338	0	9,383	19.33
1,576	50	11,145	60,672	10,127	3,808	15.93
788	0	2,868	30,125	2,100	1,691	17.81
907	0	23,044	74,960	0	4,728	15.85
854	0	9,604	97,846	0	4,105	23.84
964	6,900	113,191	619,752	0	34,606	17.91
533	0	10,386	104,908	0	8,195	12.80
549	4,187	10,909	71,172	4,500	3,609	19.72
0	0	5,799	44,582	3,052	3,444	12.94
35	1,375	1,131	17,639	4,034	1,401	12.59
0	300	9,945	25,712	0	1,599	16.08
1,172	0	0	69,210	1,280	5,267	13.14
346	4,982	43,754	166,814	0	7,675	21.73
467	1,528	9,323	43,885	95,341	2,269	19.34
217	287	6,325	30,234	0	1,068	28.31
663	2,230	17,704	128,173	0	6,255	20.49
11,657	125,677	711,433	2,372,477	68,027	123,097	19.27
134,131	256,561	3,037,589	16,212,469	3,254,362	900,302	18.01



# Expenditures by Service Area Population - SFY 2004

County	Library Name	Salaries	Benefits	Print Materials	Electronic Materials
<b>Over 25,000</b>					
Gallatin	Bozeman Public Library	582,249	207,131	83,350	10,844
Silver Bow	Butte-Silver Bow Public Library	313,758	129,640	51,899	3,400
Flathead	Flathead County Library	716,908	188,300	115,303	45,499
Cascade	Great Falls Public Library	521,070	222,483	116,130	42,650
Lewis and Clark	Lewis and Clark Library	899,391	205,723	229,462	0
Missoula	Missoula Public Library	735,534	232,816	240,000	4,691
Yellowstone	Parmly Billings Library	999,103	331,647	187,430	5,530
<b>SubTotals:</b>		<b>4,768,013</b>	<b>1,517,740</b>	<b>1,023,574</b>	<b>112,614</b>
<b>10,000-24,999</b>					
Gallatin	Belgrade Community Library	86,573	11,710	8,377	1,918
Big Horn	Big Horn County Public Library	89,979	23,676	13,165	0
Ravalli	Bitterroot Public Library	118,974	25,553	46,126	0
Jefferson	Boulder Community Library	78,848	22,939	22,178	4,481
Glacier	Glacier County Library	82,647	24,963	23,758	550
Hill	Havre-Hill County Library	132,335	50,135	21,000	1,500
Fergus	Lewistown Public Library	139,937	45,062	29,929	8,989
Lincoln	Lincoln County Public Library	203,319	50,764	28,544	1,794
Park	Livingston-Park County Public Library	162,498	54,004	28,514	3,506
Custer	Miles City Public Library	178,268	77,460	22,257	7,478
Lake	Polson City Library	88,361	25,868	14,594	3,758
Roosevelt	Roosevelt County Library	113,921	33,000	40,635	1,993
<b>SubTotals:</b>		<b>1,475,660</b>	<b>445,134</b>	<b>299,077</b>	<b>35,967</b>
<b>5,000-9,999</b>					
Chouteau	Chouteau County Library	82,500	9,900	18,650	10,000
Beaverhead	Dillon Public Library	38,906	3,894	12,732	4,533
Valley	Glasgow City-County Library	68,685	17,171	30,445	1,431
Dawson	Glendive Public Library	67,994	17,710	13,357	1,240
Deer Lodge	Hearst Free Library	84,630	30,000	10,000	2,000
Yellowstone	Laurel Public Library	69,395	17,891	18,750	1,540
Ravalli	North Valley Public Library	53,995	26,722	11,601	163
Carbon	Red Lodge Carnegie Library	40,599	11,728	3,428	1,304
Lake	Ronan City Library	35,082	7,163	10,021	5,199
Rosebud	Rosebud County Library	107,553	18,349	27,082	3,438
Richland	Sidney Public Library	86,467	25,473	13,480	3,340
Lake	St Ignatius School-Community Library	6,600	0	500	1,000
Stillwater	Stillwater County Library	57,631	14,758	21,000	600
Toole	Toole County Library	36,199	13,808	17,971	60
Powell	William K. Kohrs Memorial Library	31,559	4,653	11,513	940
<b>SubTotals:</b>		<b>867,795</b>	<b>219,220</b>	<b>220,530</b>	<b>36,788</b>
<b>3,500-4,999</b>					
Blaine	Blaine County Library	37,399	12,467	15,839	2,190
Broadwater	Broadwater School and Community Library	93,625	18,043	8,954	5,280
Sweet Grass	Carnegie Public Library	33,660	10,704	11,163	0
Pondera	Conrad Public Library	60,450	11,895	12,932	820
Ravalli	Darby Community Public Library	8,378	1,035	783	303
Mineral	Mineral County Public Library	24,843	2,097	10,035	3,137

# Expenditures by Service Area Population - SFY 2004

Continuing Education	Other Materials	Other Operating Expenses	Total Operating Expenses	Capital Outlay	Service Area Population	Per Capita
<b>Over 25,000</b>						
13,272	16,150	213,362	1,126,358	548,751	47,805	23.56
964	6,900	113,191	619,752	0	34,606	17.91
1,722	11,677	125,080	1,204,489	0	74,471	16.17
4,332	0	190,317	1,096,982	101,795	77,128	14.22
16,724	0	359,379	1,710,679	1,139,306	55,716	30.70
15,000	0	233,350	1,461,391	206,498	95,802	15.25
11,657	125,677	711,433	2,372,477	68,027	123,097	19.27
<b>63,671</b>	<b>160,404</b>	<b>1,946,112</b>	<b>9,592,128</b>	<b>2,064,377</b>	<b>508,625</b>	<b>18.86</b>
<b>10,000-24,999</b>						
982	1,947	33,766	145,273	0	10,272	14.14
0	2,258	47,390	176,468	72,000	12,671	13.93
7,299	0	68,490	266,442	0	23,844	11.17
1,000	0	23,568	153,014	0	10,049	15.23
1,028	0	19,827	152,773	0	13,247	11.53
1,000	0	28,965	234,935	8,500	16,673	14.09
7,168	4,340	26,596	262,021	30,218	11,406	22.97
3,391	1,920	56,416	346,148	0	18,837	18.38
1,724	9,873	62,444	322,563	7,173	15,694	20.55
1,000	500	37,751	324,714	0	11,696	27.76
3,140	994	64,126	200,841	0	11,789	17.04
701	1,901	36,175	228,326	1,273	10,620	21.50
<b>28,433</b>	<b>23,733</b>	<b>505,514</b>	<b>2,813,518</b>	<b>119,164</b>	<b>166,798</b>	<b>16.87</b>
<b>5,000-9,999</b>						
1,000	3,000	23,880	148,930	0	5,970	24.95
1,319	5,457	8,159	75,000	10,000	9,202	8.15
346	4,982	43,754	166,814	0	7,675	21.73
1,358	0	47,830	149,489	0	9,059	16.50
2,500	9,000	51,000	189,130	195,000	9,417	20.08
663	2,230	17,704	128,173	0	6,255	20.49
0	0	11,184	103,665	40,567	8,319	12.46
0	200	9,345	66,604	0	5,083	13.10
941	2,836	3,116	64,358	0	8,765	7.34
3,530	3,100	18,286	181,338	0	9,383	19.33
1,369	2,800	12,673	145,602	13,178	9,667	15.06
300	35	225	8,660	0	5,953	1.45
533	0	10,386	104,908	0	8,195	12.80
1,172	0	0	69,210	1,280	5,267	13.14
413	0	16,263	65,341	6,160	7,180	9.10
<b>15,444</b>	<b>33,640</b>	<b>273,805</b>	<b>1,667,222</b>	<b>266,185</b>	<b>115,390</b>	<b>14.45</b>
<b>3,500-4,999</b>						
1,240	0	11,928	81,063	0	4,299	18.86
4,504	0	7,434	137,840	0	4,385	31.43
549	4,187	10,909	71,172	4,500	3,609	19.72
908	1,675	24,583	113,263	5,000	4,498	25.18
581	0	2,989	14,069	560,938	3,907	3.60
430	160	9,495	50,197	1,395	3,884	12.92

# Expenditures by Service Area Population - SFY 2004

County	Library Name	Salaries	Benefits	Print Materials	Electronic Materials
Phillips	Phillips County Library	35,000	18,300	6,500	800
Sanders	Plains Public Library District	32,009	4,263	7,477	4,152
Musselshell	Roundup Community Library	63,278	16,649	8,181	760
Sheridan	Sheridan County Library	50,863	13,535	21,350	1,640
Sanders	Thompson Falls Public Library	31,809	12,214	6,366	620
Madison	Thompson-Hickman County Library	26,169	7,772	6,794	330
Gallatin	Three Forks Community Library	36,487	6,271	3,200	220
<b>SubTotals:</b>		<b>533,970</b>	<b>135,245</b>	<b>119,574</b>	<b>20,252</b>
<b>2,000-3,499</b>					
Carbon	Bridger Public Library	12,305	905	3,500	0
Teton	Choteau Public Library	24,180	1,948	12,655	0
Daniels	Daniels County Library	32,281	10,261	7,390	0
Fallon	Fallon County Library	59,269	15,854	13,311	0
Blaine	Harlem Public Library	24,486	8,162	10,842	1,350
Wheatland	Harlowton Public Library	20,853	6,225	4,829	660
Carbon	Joliet Public Library	1,603	0	0	0
Judith Basin	Judith Basin County Free Library	35,425	8,902	4,800	500
Liberty	Liberty County Library	34,644	5,320	9,350	440
Gallatin	Manhattan Community Library	36,645	4,800	9,330	0
Gallatin	West Yellowstone Public Library	66,690	12,000	9,845	0
<b>SubTotals:</b>		<b>348,381</b>	<b>74,377</b>	<b>85,852</b>	<b>2,950</b>
<b>1,200-1,999</b>					
Cascade	Belt Public Library	8,179	2,067	2,148	7,237
Teton	Dutton Public Library	8,054	3,493	3,496	55
Carter	Ekalaka Public Library	10,571	0	2,485	390
Teton	Fairfield Public Library	10,456	1,845	2,966	200
Garfield	Garfield County Library	9,991	5,742	2,600	1,525
McCone	George McCone Memorial County Library	12,372	3,445	572	0
Powder River	Henry A Malley Memorial Library	25,510	6,183	8,512	0
Meagher	Meagher County/City Library	24,858	3,607	4,541	4,504
Granite	Philipsburg Public Library	6,000	0	2,000	0
Sanders	Preston Town County Library	11,631	7,391	1,734	5,713
Pondera	Valier Public Library	26,494	3,052	7,611	0
Cascade	Wedsworth Memorial Library	10,000	750	1,600	0
<b>SubTotals:</b>		<b>164,116</b>	<b>37,575</b>	<b>40,265</b>	<b>19,624</b>
<b>1,199 and Under</b>					
Fergus	Denton Public Library	3,153	0	2,541	0
Granite	Drummond School Community Library	14,015	2,126	3,937	682
Madison	Madison Valley Public Library	27,949	1,500	5,400	0
Fergus	Moore Public Library	4,017	0	1,904	0
Petroleum	Petroleum County School-Community Library	25,091	3,014	3,764	2,513
Prairie	Prairie County Library	15,275	2,383	3,922	0
Madison	Sheridan Public Library	9,868	3,413	3,536	365
Madison	Twin Bridges Public Library	7,965	3,958	2,709	1,490
Wibaux	Wibaux Public Library	17,591	2,721	2,098	995
<b>SubTotals:</b>		<b>124,924</b>	<b>19,115</b>	<b>29,811</b>	<b>6,045</b>
<b>Statewide Totals:</b>		<b>8,282,859</b>	<b>2,448,406</b>	<b>1,818,683</b>	<b>234,240</b>

# Expenditures by Service Area Population - SFY 2004

Continuing Education	Other Materials	Other Operating Expenses	Total Operating Expenses	Capital Outlay	Service Area Population	Per Capita
800	2,100	2,000	65,500	0	4,601	14.24
1,576	50	11,145	60,672	10,127	3,808	15.93
678	3,091	0	92,637	805	4,497	20.60
854	0	9,604	97,846	0	4,105	23.84
907	0	23,044	74,960	0	4,728	15.85
675	603	9,785	52,128	31,605	4,084	12.76
0	700	13,257	60,135	0	3,546	16.96
<b>13,702</b>	<b>12,566</b>	<b>136,173</b>	<b>971,482</b>	<b>614,370</b>	<b>53,951</b>	<b>18.01</b>
<b>2,000-3,499</b>						
300	3,570	4,820	25,400	0	2,259	11.24
0	0	5,799	44,582	3,052	3,444	12.94
411	0	2,372	52,715	0	2,017	26.14
1,528	2,215	35,625	127,802	33,011	2,837	45.05
665	664	6,461	52,630	0	2,710	19.42
467	1,528	9,323	43,885	95,341	2,269	19.34
0	180	1,469	3,252	5,210	2,210	1.47
1,200	575	2,950	54,352	2,500	2,329	23.34
343	4,054	4,879	59,030	22,702	2,158	27.35
500	3,000	500	54,775	0	3,214	17.04
1,540	0	3,000	93,075	0	2,995	31.08
<b>6,954</b>	<b>15,786</b>	<b>77,198</b>	<b>611,498</b>	<b>161,816</b>	<b>28,442</b>	<b>21.50</b>
<b>1,200-1,999</b>						
12	0	2,853	22,496	0	1,522	14.78
35	1,375	1,131	17,639	4,034	1,401	12.59
0	421	3,701	17,568	0	1,360	12.92
0	300	9,945	25,712	0	1,599	16.08
510	0	4,569	24,937	2,926	1,279	19.50
300	3,696	10,374	30,759	0	1,977	15.56
290	0	6,965	47,460	1,473	1,858	25.54
0	0	10,627	48,137	0	1,932	24.92
800	0	2,400	11,200	2,200	1,713	6.54
788	0	2,868	30,125	2,100	1,691	17.81
610	700	10,263	48,730	0	1,926	25.30
0	0	5,100	17,450	13,200	1,708	10.22
<b>3,345</b>	<b>6,492</b>	<b>70,796</b>	<b>342,213</b>	<b>25,933</b>	<b>19,966</b>	<b>17.14</b>
<b>1,199 and Under</b>						
0	0	1,909	7,603	0	301	25.26
0	0	1,636	22,396	0	1,117	20.05
400	800	1,447	37,496	0	1,129	33.21
300	0	0	6,221	0	186	33.45
205	2,394	2,795	39,776	0	493	80.68
42	459	5,550	27,631	0	1,199	23.05
665	0	5,008	22,855	2,517	948	24.11
753	0	3,321	20,196	0	689	29.31
217	287	6,325	30,234	0	1,068	28.31
<b>2,582</b>	<b>3,940</b>	<b>27,991</b>	<b>214,408</b>	<b>2,517</b>	<b>7,130</b>	<b>30.07</b>
<b>134,131</b>	<b>256,561</b>	<b>3,037,589</b>	<b>16,212,469</b>	<b>3,254,362</b>	<b>900,302</b>	<b>18.01</b>

# Collection - SFY 2004

County	Library Name	Print	Print Serials	Audio	Video	E-Books	Elect	Serials	Databases	Other	Total	Serv Area	Pop	Per Cap
Beaverhead	Dillon Public Library	15,388	24	535	757	0	0	0	4	0	16,708	9,202	1.82	
	Big Horn County Public Library	32,241	57	345	1,137	0	1	5	750	0	34,536	12,671	2.73	
	Blaine County Library	18,843	53	586	770	0	0	1	0	0	20,253	4,299	4.71	
Blaine	Harlem Public Library	12,185	63	227	260	0	0	1	0	0	12,736	2,710	4.70	
	Broadwater School and Community Library	38,604	57	368	671	0	0	220	0	0	39,920	4,385	9.10	
Carbon	Bridger Public Library	12,150	47	952	30	0	0	0	0	0	13,179	2,259	5.83	
	Joliet Public Library	3,988	1	81	0	0	0	0	0	0	4,070	2,210	1.84	
Carter	Red Lodge Carnegie Library	13,000	140	450	200	0	0	2	0	0	13,792	5,083	2.71	
	Ekalaka Public Library	7,849	0	115	619	0	0	3	0	0	8,586	1,360	6.31	
Cascade	Belt Public Library	4,600	15	89	45	0	0	1	0	0	4,750	1,522	3.12	
	Great Falls Public Library	144,591	318	2,939	3,079	0	0	5	80	0	151,012	77,128	1.96	
Chouteau	Wedsworth Memorial Library	5,000	20	320	520	0	0	2	0	0	5,862	1,708	3.43	
	Chouteau County Library	38,200	125	367	466	0	0	25	600	0	39,783	5,970	6.66	
Custer	Miles City Public Library	44,061	86	999	2,043	0	0	2	72	0	47,263	11,696	4.04	
	Daniels County Library	21,230	47	775	990	0	1	1	0	0	23,044	2,017	11.42	
Dawson	Glendive Public Library	21,875	56	1,021	1,069	0	0	2	34	0	24,057	9,059	2.66	
	Hearst Free Library	45,000	86	800	1,300	0	1	4	0	0	47,191	9,417	5.01	
Fallon	Fallon County Library	20,633	38	606	561	0	0	3	0	0	21,841	2,837	7.70	
	Denton Public Library	5,200	0	125	70	0	0	0	51	0	5,446	301	18.09	
Fergus	Lewistown Public Library	35,017	65	1,146	786	0	0	3	2,405	0	39,422	11,406	3.46	
	Moore Public Library	8,275	0	112	256	0	0	0	0	0	8,643	186	46.47	
Flathead	Flathead County Library	189,397	224	4,544	3,882	3,993	0	5	1,176	0	203,221	74,471	2.73	
	Belgrade Community Library	22,215	67	531	729	0	0	1	0	0	23,543	10,272	2.29	
Gallatin	Bozeman Public Library	91,395	256	4,663	3,169	0	0	7	357	0	99,847	47,805	2.09	
	Manhattan Community Library	13,046	42	548	553	0	0	2	476	0	14,667	3,214	4.56	
Garfield	Three Forks Community Library	10,807	47	35	244	0	0	1	0	0	11,134	3,546	3.14	
	West Yellowstone Public Library	15,488	25	723	400	0	0	1	22	0	16,659	2,995	5.56	
Glacier	Garfield County Library	9,986	2	205	45	0	0	1	0	0	10,239	1,279	8.01	
	Glacier County Library	37,186	52	635	266	0	0	2	49	0	38,190	13,247	2.88	
Granite	Drummond School Community Library	12,078	22	49	95	0	0	1	0	0	12,245	1,117	10.96	
	Philipsburg Public Library	6,000	1	152	210	0	0	0	0	0	6,363	1,713	3.71	
Hill	Havre-Hill County Library	63,937	137	1,122	1,382	0	2	4	841	0	67,425	16,673	4.04	
	Boulder Community Library	24,184	70	824	2,022	0	0	2	0	0	27,102	10,049	2.70	
Jefferson	Judith Basin County Free Library	21,322	36	152	125	0	0	2	945	0	22,582	2,329	9.70	
	Polson City Library	41,000	78	492	618	0	0	3	45	0	42,236	11,789	3.58	
Judith Basin	Ronan City Library	17,405	34	664	363	0	0	1	77	0	18,544	8,765	2.12	
	St Ignatius School-Community Library	15,500	12	230	1,000	0	0	0	0	0	16,742	5,953	2.81	
Lake	Lewis and Clark Library	121,215	245	3,238	2,745	0	0	7	0	0	127,450	55,716	2.29	
	Liberty County Library	23,758	30	672	497	35	3	1	235	0	25,231	2,158	11.69	
Lincoln	Lincoln County Public Library	38,923	125	1,270	2,184	0	0	4	0	0	42,506	18,837	2.26	

# Collection - SFY 2004

County	Library Name	Print	Print Serials	Audio	Video	E-Books	Elect	Serials	Databases	Other	Total	Serv Area	Pop	Per Cap							
Madison	Madison Valley Public Library	13,500	45	625	987	0	0	0	2	19	15,178	1,129	13.44								
	Sheridan Public Library	9,410	16	210	163	0	0	0	2	12	9,813	948	10.35								
	Thompson-Hickman County Library	10,230	15	114	663	0	2	0	0	3	11,027	4,084	2.70								
	Twin Bridges Public Library	8,127	12	156	705	0	1	1	1	1	9,003	689	13.07								
	George McCone Memorial County Library	18,565	35	107	474	0	0	0	2	47	19,230	1,977	9.73								
Meagher	Meagher County/City Library	18,675	4	537	52	0	0	0	2	0	19,270	1,932	9.97								
	Mineral County Public Library	34,539	34	528	915	0	0	0	1	206	36,223	3,884	9.33								
Missoula	Missoula Public Library	207,210	425	12,262	5,600	0	0	0	2	1,000	226,499	95,802	2.36								
	Roundup Community Library	24,560	46	1,005	538	0	1	2	2	832	26,984	4,497	6.00								
Park	Livingston-Park County Public Library	49,091	238	1,521	1,527	0	4	6	6	359	52,746	15,694	3.36								
	Petroleum County School-Community Library	21,262	34	473	1,245	0	0	3	285	0	23,302	493	47.27								
Phillips	Phillips County Library	24,400	34	270	420	0	0	2	2	0	25,126	4,601	5.46								
	Conrad Public Library	24,893	10	809	1,285	0	1	2	47	0	27,047	4,498	6.01								
Pondera	Valier Public Library	12,161	15	127	372	0	0	0	0	0	12,675	1,926	6.58								
	Henry A Malley Memorial Library	24,100	30	300	0	0	0	0	0	0	24,430	1,858	13.15								
Powell	William K. Kohrs Memorial Library	22,414	45	1,113	1,142	0	0	3	275	0	24,992	7,180	3.48								
	Prairie County Library	12,925	10	303	438	0	0	3	174	0	13,853	1,199	11.55								
Ravalli	Bitterroot Public Library	34,075	81	817	677	0	0	1	0	0	35,651	23,844	1.50								
	Darby Community Public Library	7,000	2	42	38	0	1	1	0	0	7,084	3,907	1.81								
Richland	North Valley Public Library	67,111	10	480	840	0	0	3	712	0	69,156	8,319	8.31								
	Sidney Public Library	23,174	62	2,231	1,307	3,830	0	4	14	0	30,622	9,667	3.17								
Roosevelt	Roosevelt County Library	53,394	96	735	313	0	0	5	5	0	54,548	10,620	5.14								
	Rosebud County Library	49,971	98	1,679	1,646	0	0	5	314	0	53,713	9,383	5.72								
Sanders	Plains Public Library District	13,580	42	290	329	0	1	3	15	0	14,260	3,808	3.74								
	Preston Town County Library	15,924	31	197	548	0	0	1	0	0	16,701	1,691	9.88								
Sheridan	Thompson Falls Public Library	15,918	42	623	524	0	0	2	2	0	17,111	4,728	3.62								
	Sheridan County Library	32,662	59	1,183	635	0	0	3	0	0	34,542	4,105	8.41								
Silver Bow	Butte-Silver Bow Public Library	96,655	226	2,578	2,374	0	0	4	1,280	0	103,117	34,606	2.98								
	Stillwater County Library	22,923	37	1,976	225	0	0	2	215	0	25,378	8,195	3.10								
Sweet Grass	Carnegie Public Library	17,000	52	520	292	0	0	1	0	0	17,865	3,609	4.95								
	Choteau Public Library	17,321	19	1,086	1,518	8	0	0	0	0	19,952	3,444	5.79								
Teton	Dutton Public Library	5,603	4	209	100	0	4	1	0	0	5,921	1,401	4.23								
	Fairfield Public Library	8,527	21	216	395	0	0	2	0	0	9,161	1,599	5.73								
Toole	Toole County Library	23,554	25	705	539	0	5	4	0	0	24,832	5,267	4.71								
	Glasgow City-County Library	39,588	72	119	48	0	0	3	0	0	39,830	7,675	5.19								
Wheatland	Harlowton Public Library	11,608	36	285	68	0	0	2	0	0	11,999	2,269	5.29								
	Wibaux Public Library	14,928	6	46	444	0	2	3	0	0	15,429	1,068	14.45								
Yellowstone	Laurel Public Library	17,735	25	230	770	0	1	1	1	70	18,832	6,255	3.01								
	Parmly Billings Library	247,925	381	16,867	18,600	0	0	18	2,260	0	286,051	123,097	2.32								
<b>Statewide Totals:</b>											<b>2,695,010</b>	<b>5,278</b>	<b>87,281</b>	<b>84,914</b>	<b>7,866</b>	<b>31</b>	<b>431</b>	<b>16,362</b>	<b>2,897,173</b>	<b>900,302</b>	<b>3.22</b>

# Collection by Service Area Population - SFY 2004

County	Library Name	Books	Print Serials	Audio	Video
<b>Over 25,000</b>					
Gallatin	Bozeman Public Library	91,395	256	4,663	3,169
Silver Bow	Butte-Silver Bow Public Library	96,655	226	2,578	2,374
Flathead	Flathead County Library	189,397	224	4,544	3,882
Cascade	Great Falls Public Library	144,591	318	2,939	3,079
Lewis and Clark	Lewis and Clark Library	121,215	245	3,238	2,745
Missoula	Missoula Public Library	207,210	425	12,262	5,600
Yellowstone	Parmly Billings Library	247,925	381	16,867	18,600
<b>Subtotals:</b>		<b>1,098,388</b>	<b>2,075</b>	<b>47,091</b>	<b>39,449</b>
<b>10,000-24,999</b>					
Gallatin	Belgrade Community Library	22,215	67	531	729
Big Horn	Big Horn County Public Library	32,241	57	345	1,137
Ravalli	Bitterroot Public Library	34,075	81	817	677
Jefferson	Boulder Community Library	24,184	70	824	2,022
Glacier	Glacier County Library	37,186	52	635	266
Hill	Havre-Hill County Library	63,937	137	1,122	1,382
Fergus	Lewistown Public Library	35,017	65	1,146	786
Lincoln	Lincoln County Public Library	38,923	125	1,270	2,184
Park	Livingston-Park County Public Library	49,091	238	1,521	1,527
Custer	Miles City Public Library	44,061	86	999	2,043
Lake	Polson City Library	41,000	78	492	618
Roosevelt	Roosevelt County Library	53,394	96	735	313
<b>Subtotals:</b>		<b>475,324</b>	<b>1,152</b>	<b>10,437</b>	<b>13,684</b>
<b>5,000-9,999</b>					
Chouteau	Chouteau County Library	38,200	125	367	466
Beaverhead	Dillon Public Library	15,388	24	535	757
Valley	Glasgow City-County Library	39,588	72	119	48
Dawson	Glendive Public Library	21,875	56	1,021	1,069
Deer Lodge	Hearst Free Library	45,000	86	800	1,300
Yellowstone	Laurel Public Library	17,735	25	230	770
Ravalli	North Valley Public Library	67,111	10	480	840
Carbon	Red Lodge Carnegie Library	13,000	140	450	200
Lake	Ronan City Library	17,405	34	664	363
Rosebud	Rosebud County Library	49,971	98	1,679	1,646
Richland	Sidney Public Library	23,174	62	2,231	1,307
Lake	St Ignatius School-Community Library	15,500	12	230	1,000
Stillwater	Stillwater County Library	22,923	37	1,976	225
Toole	Toole County Library	23,554	25	705	539
Powell	William K. Kohrs Memorial Library	22,414	45	1,113	1,142
<b>Subtotals:</b>		<b>432,838</b>	<b>851</b>	<b>12,600</b>	<b>11,672</b>
<b>3,500-4,999</b>					
Blaine	Blaine County Library	18,843	53	586	770
Broadwater	Broadwater School and Community Library	38,604	57	368	671
Sweet Grass	Carnegie Public Library	17,000	52	520	292
Pondera	Conrad Public Library	24,893	10	809	1,285
Ravalli	Darby Community Public Library	7,000	2	42	38
Mineral	Mineral County Public Library	34,539	34	528	915

# Collection by Service Area Population - SFY 2004

Other	E-Books	Electronic Serials	Databases	Total	Service Area	Per Capita
357	0	0	7	99,847	47,805	2.09
1,280	0	0	4	103,117	34,606	2.98
1,176	3,993	0	5	203,221	74,471	2.73
80	0	0	5	151,012	77,128	1.96
0	0	0	7	127,450	55,716	2.29
1,000	0	0	2	226,499	95,802	2.36
2,260	0	0	18	286,051	123,097	2.32
<b>6,153</b>	<b>3,993</b>	<b>0</b>	<b>48</b>	<b>1,197,197</b>	<b>508,625</b>	<b>2.35</b>
0	0	0	1	23,543	10,272	2.29
750	0	1	5	34,536	12,671	2.73
0	0	0	1	35,651	23,844	1.50
0	0	0	2	27,102	10,049	2.70
49	0	0	2	38,190	13,247	2.88
841	0	2	4	67,425	16,673	4.04
2,405	0	0	3	39,422	11,406	3.46
0	0	0	4	42,506	18,837	2.26
359	0	4	6	52,746	15,694	3.36
72	0	0	2	47,263	11,696	4.04
45	0	0	3	42,236	11,789	3.58
5	0	0	5	54,548	10,620	5.14
<b>4,526</b>	<b>0</b>	<b>7</b>	<b>38</b>	<b>505,168</b>	<b>166,798</b>	<b>3.03</b>
600	0	0	25	39,783	5,970	6.66
0	0	0	4	16,708	9,202	1.82
0	0	0	3	39,830	7,675	5.19
34	0	0	2	24,057	9,059	2.66
0	0	1	4	47,191	9,417	5.01
70	0	1	1	18,832	6,255	3.01
712	0	0	3	69,156	8,319	8.31
0	0	0	2	13,792	5,083	2.71
77	0	0	1	18,544	8,765	2.12
314	0	0	5	53,713	9,383	5.72
14	3,830	0	4	30,622	9,667	3.17
0	0	0	0	16,742	5,953	2.81
215	0	0	2	25,378	8,195	3.10
0	0	5	4	24,832	5,267	4.71
275	0	0	3	24,992	7,180	3.48
<b>2,311</b>	<b>3,830</b>	<b>7</b>	<b>63</b>	<b>464,172</b>	<b>115,390</b>	<b>4.02</b>
0	0	0	1	20,253	4,299	4.71
0	0	0	220	39,920	4,385	9.10
0	0	0	1	17,865	3,609	4.95
47	0	1	2	27,047	4,498	6.01
0	0	1	1	7,084	3,907	1.81
206	0	0	1	36,223	3,884	9.33



# Collection by Service Area Population - SFY 2004

County	Library Name	Books	Print Serials	Audio	Video
Phillips	Phillips County Library	24,400	34	270	420
Sanders	Plains Public Library District	13,580	42	290	329
Musselshell	Roundup Community Library	24,560	46	1,005	538
Sheridan	Sheridan County Library	32,662	59	1,183	635
Sanders	Thompson Falls Public Library	15,918	42	623	524
Madison	Thompson-Hickman County Library	10,230	15	114	663
Gallatin	Three Forks Community Library	10,807	47	35	244
<b>Subtotals:</b>		<b>273,036</b>	<b>493</b>	<b>6,373</b>	<b>7,324</b>
<b>2,000-3,499</b>					
Carbon	Bridger Public Library	12,150	47	952	30
Teton	Choteau Public Library	17,321	19	1,086	1,518
Daniels	Daniels County Library	21,230	47	775	990
Fallon	Fallon County Library	20,633	38	606	561
Blaine	Harlem Public Library	12,185	63	227	260
Wheatland	Harlowton Public Library	11,608	36	285	68
Carbon	Joliet Public Library	3,988	1	81	0
Judith Basin	Judith Basin County Free Library	21,322	36	152	125
Liberty	Liberty County Library	23,758	30	672	497
Gallatin	Manhattan Community Library	13,046	42	548	553
	West Yellowstone Public Library	15,488	25	723	400
<b>Subtotals:</b>		<b>172,729</b>	<b>384</b>	<b>6,107</b>	<b>5,002</b>
<b>1,200-1,999</b>					
Cascade	Belt Public Library	4,600	15	89	45
Teton	Dutton Public Library	5,603	4	209	100
Carter	Ekalaka Public Library	7,849	0	115	619
Teton	Fairfield Public Library	8,527	21	216	395
Garfield	Garfield County Library	9,986	2	205	45
McCone	George McCone Memorial County Library	18,565	35	107	474
Powder River	Henry A Malley Memorial Library	24,100	30	300	0
Meagher	Meagher County/City Library	18,675	4	537	52
Granite	Philipsburg Public Library	6,000	1	152	210
Sanders	Preston Town County Library	15,924	31	197	548
Pondera	Valier Public Library	12,161	15	127	372
Cascade	Wedsworth Memorial Library	5,000	20	320	520
<b>Subtotals:</b>		<b>136,990</b>	<b>178</b>	<b>2,574</b>	<b>3,380</b>
<b>1,199 and Under</b>					
Fergus	Denton Public Library	5,200	0	125	70
Granite	Drummond School Community Library	12,078	22	49	95
Madison	Madison Valley Public Library	13,500	45	625	987
Fergus	Moore Public Library	8,275	0	112	256
Petroleum	Petroleum County School-Community Library	21,262	34	473	1,245
Prairie	Prairie County Library	12,925	10	303	438
Madison	Sheridan Public Library	9,410	16	210	163
	Twin Bridges Public Library	8,127	12	156	705
Wibaux	Wibaux Public Library	14,928	6	46	444
<b>Subtotals:</b>		<b>105,705</b>	<b>145</b>	<b>2,099</b>	<b>4,403</b>
<b>Statewide Totals:</b>		<b>2,695,010</b>	<b>5,278</b>	<b>87,281</b>	<b>84,914</b>

# Collection by Service Area Population - SFY 2004

Other	E-Books	Electronic Serials	Databases	Total	Service Area	Per Capita
0	0	0	2	25,126	4,601	5.46
15	0	1	3	14,260	3,808	3.74
832	0	1	2	26,984	4,497	6.00
0	0	0	3	34,542	4,105	8.41
2	0	0	2	17,111	4,728	3.62
3	0	2	0	11,027	4,084	2.70
0	0	0	1	11,134	3,546	3.14
<b>1,105</b>	<b>0</b>	<b>6</b>	<b>239</b>	<b>288,576</b>	<b>53,951</b>	<b>5.35</b>
0	0	0	0	13,179	2,259	5.83
0	8	0	0	19,952	3,444	5.79
0	0	1	1	23,044	2,017	11.42
0	0	0	3	21,841	2,837	7.70
0	0	0	1	12,736	2,710	4.70
0	0	0	2	11,999	2,269	5.29
0	0	0	0	4,070	2,210	1.84
945	0	0	2	22,582	2,329	9.70
235	35	3	1	25,231	2,158	11.69
476	0	0	2	14,667	3,214	4.56
22	0	0	1	16,659	2,995	5.56
<b>1,678</b>	<b>43</b>	<b>4</b>	<b>13</b>	<b>185,960</b>	<b>28,442</b>	<b>6.54</b>
0	0	0	1	4,750	1,522	3.12
0	0	4	1	5,921	1,401	4.23
0	0	0	3	8,586	1,360	6.31
0	0	0	2	9,161	1,599	5.73
0	0	0	1	10,239	1,279	8.01
47	0	0	2	19,230	1,977	9.73
0	0	0	0	24,430	1,858	13.15
0	0	0	2	19,270	1,932	9.97
0	0	0	0	6,363	1,713	3.71
0	0	0	1	16,701	1,691	9.88
0	0	0	0	12,675	1,926	6.58
0	0	0	2	5,862	1,708	3.43
<b>47</b>	<b>0</b>	<b>4</b>	<b>15</b>	<b>143,188</b>	<b>19,966</b>	<b>7.17</b>
51	0	0	0	5,446	301	18.09
0	0	0	1	12,245	1,117	10.96
19	0	0	2	15,178	1,129	13.44
0	0	0	0	8,643	186	46.47
285	0	0	3	23,302	493	47.27
174	0	0	3	13,853	1,199	11.55
12	0	0	2	9,813	948	10.35
1	0	1	1	9,003	689	13.07
0	0	2	3	15,429	1,068	14.45
<b>542</b>	<b>0</b>	<b>3</b>	<b>15</b>	<b>112,912</b>	<b>7,130</b>	<b>15.84</b>
<b>16,362</b>	<b>7,866</b>	<b>31</b>	<b>431</b>	<b>2,897,173</b>	<b>900,302</b>	<b>3.22</b>

## Service Hours - SFY 2004

County	Library Name	Hours Open to Public		Annual Hours Open	Users	
		Main	Branch		Per Week	Per Year
Beaverhead	Dillon Public Library	40	0	2,080	390	20,280
Big Horn	Big Horn County Public Library	44	0	2,288	1,144	59,488
Blaine	Blaine County Library	31	0	1,612	125	6,500
	Harlem Public Library	25	0	1,300	73	3,796
Broadwater	Broadwater School and Community Library	61	0	3,172	903	46,956
Carbon	Bridger Public Library	15	0	780	216	11,232
	Joliet Public Library	17	0	884	82	4,264
	Red Lodge Carnegie Library	45	0	2,340	280	14,560
Carter	Ekalaka Public Library	21	0	1,092	55	2,860
Cascade	Belt Public Library	22	0	1,144	200	10,400
	Great Falls Public Library	58	0	3,016	3,799	197,548
	Wedsworth Memorial Library	23	0	1,196	40	2,080
Chouteau	Chouteau County Library	47	46	4,836	653	33,956
Custer	Miles City Public Library	53	0	2,756	976	50,752
Daniels	Daniels County Library	43	0	2,236	450	23,400
Dawson	Glendive Public Library	45	12	2,964	645	33,540
Deer Lodge	Hearst Free Library	49	0	2,548	1,500	78,000
Fallon	Fallon County Library	49	0	2,548	319	16,588
Fergus	Denton Public Library	38	0	1,976	46	2,392
	Lewistown Public Library	40	0	2,080	1,388	72,176
	Moore Public Library	15	0	780	51	2,652
Flathead	Flathead County Library	53	126	9,308	6,244	324,688
Gallatin	Belgrade Community Library	54	0	2,808	840	43,680
	Bozeman Public Library	57	0	2,964	7,042	366,184
	Manhattan Community Library	30	0	1,560	586	30,472
	Three Forks Community Library	35	0	1,820	196	10,192
	West Yellowstone Public Library	38	0	1,976	235	12,220
Garfield	Garfield County Library	20	0	1,040	80	4,160
Glacier	Glacier County Library	38	32	3,640	920	47,840
Granite	Drummond School Community Library	35	0	1,820	41	2,132
	Philipsburg Public Library	15	0	780	85	4,420
Hill	Havre-Hill County Library	50	0	2,600	1,203	62,556
Jefferson	Boulder Community Library	30	30	3,120	768	39,936
Judith Basin	Judith Basin County Free Library	42	10	2,704	164	8,528
Lake	Polson City Library	42	0	2,184	1,000	52,000
	Ronan City Library	38	0	1,976	564	29,328
	St Ignatius School-Community Library	45	0	2,340	200	10,400
Lewis and Clark	Lewis and Clark Library	53	65	6,136	4,011	208,572
Liberty	Liberty County Library	38	0	1,976	187	9,724
Lincoln	Lincoln County Public Library	48	60	5,616	1,858	96,616

## Service Hours - SFY 2004

County	Library Name	Hours Open to Public		Annual Hours Open	Users	
		Main	Branch		Per Week	Per Year
Madison	Madison Valley Public Library	43	0	2,236	197	10,244
	Sheridan Public Library	43	0	2,236	221	11,492
	Thompson-Hickman County Library	32	0	1,664	460	23,920
	Twin Bridges Public Library	40	0	2,080	137	7,124
McCone	George McCone Memorial County Library	20	0	1,040	110	5,720
Meagher	Meagher County/City Library	30	0	1,560	507	26,364
Mineral	Mineral County Public Library	30	13	2,236	210	10,920
Missoula	Missoula Public Library	64	20	4,368	7,042	366,184
Musselshell	Roundup Community Library	53	0	2,756	1,365	70,980
Park	Livingston-Park County Public Library	49	0	2,548	1,259	65,468
Petroleum	Petroleum County School-Community Library	47	0	2,444	180	9,360
Phillips	Phillips County Library	38	11	2,548	66	3,432
Pondera	Conrad Public Library	38	0	1,976	375	19,500
	Valier Public Library	30	0	1,560	98	5,096
Powder River	Henry A Malley Memorial Library	34	0	1,768	140	7,280
Powell	William K. Kohrs Memorial Library	31	0	1,612	329	17,108
Prairie	Prairie County Library	16	0	832	75	3,900
Ravalli	Bitterroot Public Library	37	0	1,924	1,103	57,356
	Darby Community Public Library	20	0	1,040	71	3,692
	North Valley Public Library	35	0	1,820	697	36,244
Richland	Sidney Public Library	49	0	2,548	324	16,848
Roosevelt	Roosevelt County Library	42	46	4,576	585	30,420
Rosebud	Rosebud County Library	40	38	4,056	673	34,996
Sanders	Plains Public Library District	30	0	1,560	514	26,728
	Preston Town County Library	20	0	1,040	513	26,676
	Thompson Falls Public Library	30	0	1,560	420	21,840
Sheridan	Sheridan County Library	51	0	2,652	195	10,140
Silver Bow	Butte-Silver Bow Public Library	51	0	2,652	2,240	116,480
Stillwater	Stillwater County Library	44	0	2,288	450	23,400
Sweet Grass	Carnegie Public Library	33	0	1,716	200	10,400
Teton	Choteau Public Library	29	0	1,508	250	13,000
	Dutton Public Library	18	0	936	40	2,080
	Fairfield Public Library	19	0	988	85	4,420
Toole	Toole County Library	36	18	2,808	525	27,300
Valley	Glasgow City-County Library	60	30	4,680	1,245	64,740
Wheatland	Harlowton Public Library	52	0	2,704	188	9,776
Wibaux	Wibaux Public Library	31	0	1,612	122	6,344
Yellowstone	Laurel Public Library	45	0	2,340	377	19,604
	Parmly Billings Library	63	0	3,276	7,203	374,556
TOTAL:						3,658,200

## Service Hours by Service Area Population-SFY 2004

County	Library Name	Hours Open		Annual Hours Open	Users	
		Main	Branch		Per Week	Per Year
<b>Over 25,000</b>						
Gallatin	Bozeman Public Library	57	0	2,964	7,042	366,184
Silver Bow	Butte-Silver Bow Public Library	51	0	2,652	2,240	116,480
Flathead	Flathead County Library	53	126	9,308	6,244	324,688
Cascade	Great Falls Public Library	58	0	3,016	3,799	197,548
Lewis and Clark	Lewis and Clark Library	53	65	6,136	4,011	208,572
Missoula	Missoula Public Library	64	20	4,368	7,042	366,184
Yellowstone	Parmlly Billings Library	63	0	3,276	7,203	374,556
<b>Subtotal</b>						1,954,212
<b>10,000-24,999</b>						
Gallatin	Belgrade Community Library	54	0	2,808	840	43,680
Big Horn	Big Horn County Public Library	44	0	2,288	1,144	59,488
Ravalli	Bitterroot Public Library	37	0	1,924	1,103	57,356
Jefferson	Boulder Community Library	30	30	3,120	768	39,936
Glacier	Glacier County Library	38	32	3,640	920	47,840
Hill	Havre-Hill County Library	50	0	2,600	1,203	62,556
Fergus	Lewistown Public Library	40	0	2,080	1,388	72,176
Lincoln	Lincoln County Public Library	48	60	5,616	1,858	96,616
Park	Livingston-Park County Public Library	49	0	2,548	1,259	65,468
Custer	Miles City Public Library	53	0	2,756	976	50,752
Lake	Polson City Library	42	0	2,184	1,000	52,000
Roosevelt	Roosevelt County Library	42	46	4,576	585	30,420
<b>Subtotal</b>						678,288
<b>5,000-9,999</b>						
Chouteau	Chouteau County Library	47	46	4,836	653	33,956
Beaverhead	Dillon Public Library	40	0	2,080	390	20,280
Valley	Glasgow City-County Library	60	30	4,680	1,245	64,740
Dawson	Glendive Public Library	45	12	2,964	645	33,540
Deer Lodge	Hearst Free Library	49	0	2,548	1,500	78,000
Yellowstone	Laurel Public Library	45	0	2,340	377	19,604
Ravalli	North Valley Public Library	35	0	1,820	697	36,244
Carbon	Red Lodge Carnegie Library	45	0	2,340	280	14,560
Lake	Ronan City Library	38	0	1,976	564	29,328
Rosebud	Rosebud County Library	40	38	4,056	673	34,996
Richland	Sidney Public Library	49	0	2,548	324	16,848
Lake	St Ignatius School-Community Library	45	0	2,340	200	10,400
Stillwater	Stillwater County Library	44	0	2,288	450	23,400
Toole	Toole County Library	36	18	2,808	525	27,300
Powell	William K. Kohrs Memorial Library	31	0	1,612	329	17,108
<b>Subtotal</b>						460,304
<b>3,500-4,999</b>						
Blaine	Blaine County Library	31	0	1,612	125	6,500
Broadwater	Broadwater School and Community Library	61	0	3,172	903	46,956
Sweet Grass	Carnegie Public Library	33	0	1,716	200	10,400
Pondera	Conrad Public Library	38	0	1,976	375	19,500
Ravalli	Darby Community Public Library	20	0	1,040	71	3,692
Mineral	Mineral County Public Library	30	13	2,236	210	10,920

## Service Hours by Service Area Population-SFY 2004

County	Library Name	Hours Open		Annual Hours Open	Users	
		Main	Branch		Per Week	Per Year
Phillips	Phillips County Library	38	11	2,548	66	3,432
Sanders	Plains Public Library District	30	0	1,560	514	26,728
Musselshell	Roundup Community Library	53	0	2,756	1,365	70,980
Sheridan	Sheridan County Library	51	0	2,652	195	10,140
Sanders	Thompson Falls Public Library	30	0	1,560	420	21,840
Madison	Thompson-Hickman County Library	32	0	1,664	460	23,920
Gallatin	Three Forks Community Library	35	0	1,820	196	10,192
<b>Subtotal</b>						265,200
<b>2,000-3,499</b>						
Carbon	Bridger Public Library	15	0	780	216	11,232
Teton	Choteau Public Library	29	0	1,508	250	13,000
Daniels	Daniels County Library	43	0	2,236	450	23,400
Fallon	Fallon County Library	49	0	2,548	319	16,588
Blaine	Harlem Public Library	25	0	1,300	73	3,796
Wheatland	Harlowton Public Library	52	0	2,704	188	9,776
Carbon	Joliet Public Library	17	0	884	82	4,264
Judith Basin	Judith Basin County Free Library	42	10	2,704	164	8,528
Liberty	Liberty County Library	38	0	1,976	187	9,724
Gallatin	Manhattan Community Library	30	0	1,560	586	30,472
	West Yellowstone Public Library	38	0	1,976	235	12,220
<b>Subtotal</b>						143,000
<b>1,200-1,999</b>						
Cascade	Belt Public Library	22	0	1,144	200	10,400
Teton	Dutton Public Library	18	0	936	40	2,080
Carter	Ekalaka Public Library	21	0	1,092	55	2,860
Teton	Fairfield Public Library	19	0	988	85	4,420
Garfield	Garfield County Library	20	0	1,040	80	4,160
McCone	George McCone Memorial County Library	20	0	1,040	110	5,720
Powder River	Henry A Malley Memorial Library	34	0	1,768	140	7,280
Meagher	Meagher County/City Library	30	0	1,560	507	26,364
Granite	Philipsburg Public Library	15	0	780	85	4,420
Sanders	Preston Town County Library	20	0	1,040	513	26,676
Pondera	Valier Public Library	30	0	1,560	98	5,096
Cascade	Wedsworth Memorial Library	23	0	1,196	40	2,080
<b>Subtotal</b>						101,556
<b>1,199 and Under</b>						
Fergus	Denton Public Library	38	0	1,976	46	2,392
Granite	Drummond School Community Library	35	0	1,820	41	2,132
Madison	Madison Valley Public Library	43	0	2,236	197	10,244
Fergus	Moore Public Library	15	0	780	51	2,652
Petroleum	Petroleum County School-Community Library	47	0	2,444	180	9,360
Prairie	Prairie County Library	16	0	832	75	3,900
Madison	Sheridan Public Library	43	0	2,236	221	11,492
	Twin Bridges Public Library	40	0	2,080	137	7,124
Wibaux	Wibaux Public Library	31	0	1,612	122	6,344
<b>Subtotal</b>						55,640
<b>TOTAL</b>						3,658,200

# Circulation - SFY 2004

County	Library Name	Service Area Pop	Reference Transactions		Annual Circulation		Per Capita Circ	
			Weekly	Annual	Juvenile	Non-Juvenile		Total
Beaverhead	Dillon Public Library	9,202	42	2,184	15,768	16,388	32,156	3.49
Big Horn	Big Horn County Public Library	12,671	50	2,600	4,309	16,615	20,924	1.65
Blaine	Blaine County Library	4,299	15	780	5,235	18,684	23,919	5.56
	Harlem Public Library	2,710	9	468	8,031	8,054	16,085	5.94
Broadwater	Broadwater School and Community Library	4,385	37	1,924	19,074	11,129	30,203	6.89
Carbon	Bridger Public Library	2,259	167	8,684	7,389	12,071	19,460	8.61
	Joliet Public Library	2,210	2	104	645	815	1,460	0.66
	Red Lodge Carnegie Library	5,083	50	2,600	12,924	19,496	32,420	6.38
Carter	Ekalaka Public Library	1,360	20	1,040	1,480	3,318	4,798	3.53
Cascade	Belt Public Library	1,522	15	780	1,280	6,494	7,774	5.11
	Great Falls Public Library	77,128	329	17,108	148,674	239,662	388,336	5.03
	Wedsworth Memorial Library	1,708	50	2,600	0	12,500	12,500	7.32
Chouteau	Chouteau County Library	5,970	88	4,576	34,008	46,428	80,436	13.47
Custer	Miles City Public Library	11,696	38	1,976	16,284	26,366	42,650	3.65
Daniels	Daniels County Library	2,017	75	3,900	5,500	17,288	22,788	11.30
Dawson	Glendive Public Library	9,059	37	1,924	9,916	23,313	33,229	3.67
Deer Lodge	Hearst Free Library	9,417	200	10,400	10,000	27,679	37,679	4.00
Fallon	Fallon County Library	2,837	34	1,768	5,717	12,104	17,821	6.28
Fergus	Denton Public Library	301	2	104	2,321	3,642	5,963	19.81
	Lewistown Public Library	11,406	140	7,280	28,262	42,702	70,964	6.22
	Moore Public Library	186	67	3,484	815	1,432	2,247	12.08
Flathead	Flathead County Library	74,471	815	42,380	130,853	297,539	428,392	5.75
Gallatin	Belgrade Community Library	10,272	64	3,328	19,564	22,208	41,772	4.07
	Bozeman Public Library	47,805	829	43,108	188,085	304,048	492,133	10.29
	Manhattan Community Library	3,214	100	5,200	5,478	10,209	15,687	4.88
	Three Forks Community Library	3,546	17	884	2,370	9,483	11,853	3.34
	West Yellowstone Public Library	2,995	10	520	1,807	6,568	8,375	2.80
Garfield	Garfield County Library	1,279	10	520	1,850	2,130	3,980	3.11
Glacier	Glacier County Library	13,247	52	2,704	17,653	22,715	40,368	3.05
Granite	Drummond School Community Library	1,117	8	416	11,942	1,500	13,442	12.03
	Philipsburg Public Library	1,713	5	260	580	3,200	3,780	2.21
Hill	Havre-Hill County Library	16,673	51	2,652	23,056	70,159	93,215	5.59
Jefferson	Boulder Community Library	10,049	157	8,164	7,749	27,913	35,662	3.55
Judith Basin	Judith Basin County Free Library	2,329	14	728	5,036	10,241	15,277	6.56
Lake	Polson City Library	11,789	118	6,136	25,057	57,877	82,934	7.03
	Ronan City Library	8,765	69	3,588	6,738	21,191	27,929	3.19
	St Ignatius School-Community Library	5,953	75	3,900	4,325	3,100	7,425	1.25
Lewis and Clark	Lewis and Clark Library	55,716	142	7,384	99,652	202,325	301,977	5.42
Liberty	Liberty County Library	2,158	63	3,276	4,139	16,374	20,513	9.51
Lincoln	Lincoln County Public Library	18,837	65	3,380	26,345	79,576	105,921	5.62
Madison	Madison Valley Public Library	1,129	73	3,796	8,443	14,001	22,444	19.88

# Circulation - SFY 2004

County	Library Name	Service Area Pop	Reference Transactions		Annual Circulation			Per Capita Circ
			Weekly	Annual	Juvenile	Non-Juvenile	Total	
Madison	Sheridan Public Library	948	21	1,092	2,696	5,121	7,817	8.25
	Thompson-Hickman County Library	4,084	800	41,600	3,891	10,385	14,276	3.50
	Twin Bridges Public Library	689	20	1,040	898	3,850	4,748	6.89
McCone	George McCone Memorial County Library	1,977	23	1,196	4,333	5,092	9,425	4.77
Meagher	Meagher County/City Library	1,932	47	2,444	5,742	12,963	18,705	9.68
Mineral	Mineral County Public Library	3,884	60	3,120	2,302	15,408	17,710	4.56
Missoula	Missoula Public Library	95,802	459	23,868	264,731	537,485	802,216	8.37
Musselshell	Roundup Community Library	4,497	65	3,380	1,411	12,216	13,627	3.03
Park	Livingston-Park County Public Library	15,694	189	9,828	29,965	69,918	99,883	6.36
Petroleum	Petroleum County School-Community Library	493	25	1,300	5,698	3,400	9,098	18.45
Phillips	Phillips County Library	4,601	10	520	5,539	13,106	18,645	4.05
Pondera	Conrad Public Library	4,498	30	1,560	12,135	15,055	27,190	6.04
	Valier Public Library	1,926	15	780	3,082	5,109	8,191	4.25
Powder River	Henry A Malley Memorial Library	1,858	24	1,248	3,943	9,009	12,952	6.97
Powell	William K. Kohrs Memorial Library	7,180	25	1,300	0	27,084	27,084	3.77
Prairie	Prairie County Library	1,199	14	728	1,640	6,362	8,002	6.67
Ravalli	Bitterroot Public Library	23,844	136	7,072	29,005	72,324	101,329	4.25
	Darby Community Public Library	3,907	10	520	599	893	1,492	0.38
	North Valley Public Library	8,319	79	4,108	22,332	71,000	93,332	11.22
Richland	Sidney Public Library	9,667	56	2,912	22,480	42,454	64,934	6.72
Roosevelt	Roosevelt County Library	10,620	21	1,092	10,288	40,723	51,011	4.80
Rosebud	Rosebud County Library	9,383	51	2,652	23,174	44,418	67,592	7.20
Sanders	Plains Public Library District	3,808	200	10,400	5,006	15,680	20,686	5.43
	Preston Town County Library	1,691	16	832	1,373	3,857	5,230	3.09
	Thompson Falls Public Library	4,728	75	3,900	6,057	19,382	25,439	5.38
Sheridan	Sheridan County Library	4,105	40	2,080	3,910	20,090	24,000	5.85
Silver Bow	Butte-Silver Bow Public Library	34,606	425	22,100	25,291	67,584	92,875	2.68
Stillwater	Stillwater County Library	8,195	150	7,800	11,500	26,600	38,100	4.65
Sweet Grass	Carnegie Public Library	3,609	25	1,300	7,829	10,909	18,738	5.19
Teton	Choteau Public Library	3,444	105	5,460	7,394	24,997	32,391	9.41
	Dutton Public Library	1,401	38	1,976	1,879	1,875	3,754	2.68
	Fairfield Public Library	1,599	3	156	6,518	4,025	10,543	6.59
Toole	Toole County Library	5,267	350	18,200	10,702	15,326	26,028	4.94
Valley	Glasgow City-County Library	7,675	51	2,652	6,758	26,385	33,143	4.32
Wheatland	Harlowton Public Library	2,269	39	2,028	2,491	4,106	6,597	2.91
Wibaux	Wibaux Public Library	1,068	38	1,976	1,367	5,086	6,453	6.04
Yellowstone	Laurel Public Library	6,255	20	1,040	15,371	23,055	38,426	6.14
	Parmly Billings Library	123,097	529	27,508	315,373	539,175	854,548	6.94
<b>Statewide Totals:</b>		<b>900,302</b>		<b>441,376</b>	<b>1,813,057</b>	<b>3,580,044</b>	<b>5,393,101</b>	<b>5.99</b>



# Circulation by Service Area Population - SFY 2004

County	Library Name	Service Area Pop	Reference Transactions		Annual Circulation			Per Capita
			Weekly	Annual	Juvenile	Non-Juvenile	Total	
<b>Over 25,000</b>								
Gallatin	Bozeman Public Library	47,805	829	43,108	188,085	304,048	492,133	10.29
Silver Bow	Butte-Silver Bow Public Library	34,606	425	22,100	25,291	67,584	92,875	2.68
Flathead	Flathead County Library	74,471	815	42,380	130,853	297,539	428,392	5.75
Cascade	Great Falls Public Library	77,128	329	17,108	148,674	239,662	388,336	5.03
Lewis and Clark	Lewis and Clark Library	55,716	142	7,384	99,652	202,325	301,977	5.42
Missoula	Missoula Public Library	95,802	459	23,868	264,731	537,485	802,216	8.37
Yellowstone	Parmly Billings Library	23,097	529	27,508	315,373	539,175	854,548	6.94
<b>Subtotals</b>		<b>508,625</b>		<b>183,456</b>	<b>1,172,659</b>	<b>2,187,818</b>	<b>3,360,477</b>	<b>6.61</b>
<b>10,000-24,999</b>								
Gallatin	Belgrade Community Library	10,272	64	3,328	19,564	22,208	41,772	4.07
Big Horn	Big Horn County Public Library	12,671	50	2,600	4,309	16,615	20,924	1.65
Ravalli	Bitterroot Public Library	23,844	136	7,072	29,005	72,324	101,329	4.25
Jefferson	Boulder Community Library	10,049	157	8,164	7,749	27,913	35,662	3.55
Glacier	Glacier County Library	13,247	52	2,704	17,653	22,715	40,368	3.05
Hill	Havre-Hill County Library	16,673	51	2,652	23,056	70,159	93,215	5.59
Fergus	Lewistown Public Library	11,406	140	7,280	28,262	42,702	70,964	6.22
Lincoln	Lincoln County Public Library	18,837	65	3,380	26,345	79,576	105,921	5.62
Park	Livingston-Park County Public Library	15,694	189	9,828	29,965	69,918	99,883	6.36
Custer	Miles City Public Library	11,696	38	1,976	16,284	26,366	42,650	3.65
Lake	Polson City Library	11,789	118	6,136	25,057	57,877	82,934	7.03
Roosevelt	Roosevelt County Library	10,620	21	1,092	10,288	40,723	51,011	4.80
<b>Subtotals</b>		<b>166,798</b>		<b>56,212</b>	<b>237,537</b>	<b>549,096</b>	<b>786,633</b>	<b>4.72</b>
<b>5,000-9,999</b>								
Chouteau	Chouteau County Library	5,970	88	4,576	34,008	46,428	80,436	13.47
Beaverhead	Dillon Public Library	9,202	42	2,184	15,768	16,388	32,156	3.49
Valley	Glasgow City-County Library	7,675	51	2,652	6,758	26,385	33,143	4.32
Dawson	Glendive Public Library	9,059	37	1,924	9,916	23,313	33,229	3.67
Deer Lodge	Hearst Free Library	9,417	200	10,400	10,000	27,679	37,679	4.00
Yellowstone	Laurel Public Library	6,255	20	1,040	15,371	23,055	38,426	6.14
Ravalli	North Valley Public Library	8,319	79	4,108	22,332	71,000	93,332	11.22
Carbon	Red Lodge Carnegie Library	5,083	50	2,600	12,924	19,496	32,420	6.38
Lake	Ronan City Library	8,765	69	3,588	6,738	21,191	27,929	3.19
Rosebud	Rosebud County Library	9,383	51	2,652	23,174	44,418	67,592	7.20
Richland	Sidney Public Library	9,667	56	2,912	22,480	42,454	64,934	6.72
Lake	St Ignatius School-Community Library	5,953	75	3,900	4,325	3,100	7,425	1.25
Stillwater	Stillwater County Library	8,195	150	7,800	11,500	26,600	38,100	4.65
Toole	Toole County Library	5,267	350	18,200	10,702	15,326	26,028	4.94
Powell	William K. Kohrs Memorial Library	7,180	25	1,300	0	27,084	27,084	3.77
<b>Subtotals</b>		<b>115,390</b>		<b>69,836</b>	<b>205,996</b>	<b>433,917</b>	<b>639,913</b>	<b>5.55</b>
<b>3,500-4,999</b>								
Blaine	Blaine County Library	4,299	15	780	5,235	18,684	23,919	5.56
Broadwater	Broadwater School and Community Library	4,385	37	1,924	19,074	11,129	30,203	6.89
Sweet Grass	Carnegie Public Library	3,609	25	1,300	7,829	10,909	18,738	5.19
Pondera	Conrad Public Library	4,498	30	1,560	12,135	15,055	27,190	6.04
Ravalli	Darby Community Public Library	3,907	10	520	599	893	1,492	0.38
Mineral	Mineral County Public Library	3,884	60	3,120	2,302	15,408	17,710	4.56
Phillips	Phillips County Library	4,601	10	520	5,539	13,106	18,645	4.05

# Circulation by Service Area Population - SFY 2004

County	Library Name	Service Area Pop	Reference Transactions		Annual Circulation			Per Capita
			Weekly	Annual	Juvenile	Non-Juvenile	Total	
Sanders	Plains Public Library District	3,808	200	10,400	5,006	15,680	20,686	5.43
Musselshell	Roundup Community Library	4,497	65	3,380	1,411	12,216	13,627	3.03
Sheridan	Sheridan County Library	4,105	40	2,080	3,910	20,090	24,000	5.85
Sanders	Thompson Falls Public Library	4,728	75	3,900	6,057	19,382	25,439	5.38
Madison	Thompson-Hickman County Library	4,084	800	41,600	3,891	10,385	14,276	3.50
Gallatin	Three Forks Community Library	3,546	17	884	2,370	9,483	11,853	3.34
<b>Subtotals</b>		<b>53,951</b>		<b>71,968</b>	<b>75,358</b>	<b>172,420</b>	<b>247,778</b>	<b>4.59</b>
<b>2,000-3,499</b>								
Carbon	Bridger Public Library	2,259	167	8,684	7,389	12,071	19,460	8.61
Teton	Choteau Public Library	3,444	105	5,460	7,394	24,997	32,391	9.41
Daniels	Daniels County Library	2,017	75	3,900	5,500	17,288	22,788	11.30
Fallon	Fallon County Library	2,837	34	1,768	5,717	12,104	17,821	6.28
Blaine	Harlem Public Library	2,710	9	468	8,031	8,054	16,085	5.94
Wheatland	Harlowton Public Library	2,269	39	2,028	2,491	4,106	6,597	2.91
Carbon	Joliet Public Library	2,210	2	104	645	815	1,460	0.66
Judith Basin	Judith Basin County Free Library	2,329	14	728	5,036	10,241	15,277	6.56
Liberty	Liberty County Library	2,158	63	3,276	4,139	16,374	20,513	9.51
Gallatin	Manhattan Community Library	3,214	100	5,200	5,478	10,209	15,687	4.88
Gallatin	West Yellowstone Public Library	2,995	10	520	1,807	6,568	8,375	2.80
<b>Subtotals</b>		<b>28,442</b>		<b>32,136</b>	<b>53,627</b>	<b>122,827</b>	<b>176,454</b>	<b>6.20</b>
<b>1,200-1,999</b>								
Cascade	Belt Public Library	1,522	15	780	1,280	6,494	7,774	5.11
Teton	Dutton Public Library	1,401	38	1,976	1,879	1,875	3,754	2.68
Carter	Ekalaka Public Library	1,360	20	1,040	1,480	3,318	4,798	3.53
Teton	Fairfield Public Library	1,599	3	156	6,518	4,025	10,543	6.59
Garfield	Garfield County Library	1,279	10	520	1,850	2,130	3,980	3.11
McCone	George McCone Memorial County Library	1,977	23	1,196	4,333	5,092	9,425	4.77
Powder River	Henry A Malley Memorial Library	1,858	24	1,248	3,943	9,009	12,952	6.97
Meagher	Meagher County/City Library	1,932	47	2,444	5,742	12,963	18,705	9.68
Granite	Philipsburg Public Library	1,713	5	260	580	3,200	3,780	2.21
Sanders	Preston Town County Library	1,691	16	832	1,373	3,857	5,230	3.09
Pondera	Valier Public Library	1,926	15	780	3,082	5,109	8,191	4.25
Cascade	Wedsworth Memorial Library	1,708	50	2,600	0	12,500	12,500	7.32
<b>Subtotals</b>		<b>19,966</b>		<b>13,832</b>	<b>32,060</b>	<b>69,572</b>	<b>101,632</b>	<b>5.09</b>
<b>1,199 and Under</b>								
Fergus	Denton Public Library	301	2	104	2,321	3,642	5,963	19.81
Granite	Drummond School Community Library	1,117	8	416	11,942	1,500	13,442	12.03
Madison	Madison Valley Public Library	1,129	73	3,796	8,443	14,001	22,444	19.88
Fergus	Moore Public Library	186	67	3,484	815	1,432	2,247	12.08
Petroleum	Petroleum County School-Community Library	493	25	1,300	5,698	3,400	9,098	18.45
Prairie	Prairie County Library	1,199	14	728	1,640	6,362	8,002	6.67
Madison	Sheridan Public Library	948	21	1,092	2,696	5,121	7,817	8.25
Madison	Twin Bridges Public Library	689	20	1,040	898	3,850	4,748	6.89
Wibaux	Wibaux Public Library	1,068	38	1,976	1,367	5,086	6,453	6.04
<b>Subtotals</b>		<b>7,130</b>		<b>13,936</b>	<b>35,820</b>	<b>44,394</b>	<b>80,214</b>	<b>11.25</b>
<b>Statewide Totals:</b>		<b>900,302</b>		<b>441,376</b>	<b>1,813,057</b>	<b>3,580,044</b>	<b>5,393,101</b>	<b>5.99</b>

# Programs - SFY 2004

County	Library Name	Programs Offered				Program Attendance			
		Children	Young Adults	Adults	Total	Children	Young Adults	Adults	Total
Beaverhead	Dillon Public Library	38	1	68	107	570	5	321	896
Big Horn	Big Horn County Public Library	146	0	4	150	1,802	0	75	1,877
Blaine	Blaine County Library	54	0	2	56	985	0	117	1,102
	Harlem Public Library	40	0	4	44	416	0	60	476
Broadwater	Broadwater School and Community Library	36	5	15	56	2,342	740	503	3,585
Carbon	Bridger Public Library	41	0	0	41	630	0	0	630
	Red Lodge Carnegie Library	50	0	24	74	500	0	600	1,100
Carter	Ekalaka Public Library	40	7	7	54	311	60	90	461
Cascade	Belt Public Library	12	0	1	13	180	0	25	205
	Great Falls Public Library	176	4	86	266	7,421	117	3,497	11,035
	Wedsworth Memorial Library	35	6	10	51	375	20	50	445
Chouteau	Chouteau County Library	144	14	42	200	1,600	40	1,100	2,740
Custer	Miles City Public Library	186	3	12	201	3,348	64	251	3,663
Daniels	Daniels County Library	58	0	17	75	1,371	0	132	1,503
Dawson	Glendive Public Library	103	0	16	119	1,918	0	368	2,286
Deer Lodge	Hearst Free Library	27	17	18	62	1,600	150	448	2,198
Fallon	Fallon County Library	38	0	7	45	670	0	66	736
Fergus	Denton Public Library	0	0	0	0	0	0	0	0
	Lewistown Public Library	207	38	89	334	4,695	309	838	5,842
	Moore Public Library	2	0	1	3	14	0	8	22
Flathead	Flathead County Library	324	0	5	329	8,315	0	252	8,567
Gallatin	Belgrade Community Library	138	2	24	164	3,232	36	450	3,718
	Bozeman Public Library	412	6	97	515	12,459	108	1,211	13,778
	Manhattan Community Library	31	5	8	44	1,121	50	472	1,643
	Three Forks Community Library	61	1	4	66	761	5	65	831
	West Yellowstone Public Library	11	1	11	23	300	30	110	440
Garfield	Garfield County Library	6	0	0	6	60	0	0	60
Glacier	Glacier County Library	244	0	37	281	2,960	0	333	3,293
Granite	Drummond School Community Library	3	0	2	5	33	0	15	48
	Philipsburg Public Library	1	0	1	2	10	0	6	16
Hill	Havre-Hill County Library	75	5	37	117	3,289	54	3,860	7,203
Jefferson	Boulder Community Library	94	0	40	134	1,608	0	609	2,217
Judith Basin	Judith Basin County Free Library	54	5	12	71	750	120	100	970
Lake	Polson City Library	260	5	65	330	4,904	89	3,502	8,495
	Ronan City Library	42	31	0	73	768	872	0	1,640
	St Ignatius School-Community Library	10	5	3	18	15	12	8	35
Lewis and Clark	Lewis and Clark Library	127	115	120	362	6,830	1,201	900	8,931
Liberty	Liberty County Library	24	1	12	37	233	74	151	458
Lincoln	Lincoln County Public Library	110	0	60	170	1,770	0	1,414	3,184
Madison	Madison Valley Public Library	56	5	30	91	1,229	119	756	2,104

# Programs - SFY 2004

County	Library Name	Programs Offered				Program Attendance			
		Children	Young Adults	Adults	Total	Children	Young Adults	Adults	Total
Madison	Sheridan Public Library	40	0	5	45	132	0	36	168
	Thompson-Hickman County Library	0	0	2	2	0	0	45	45
	Twin Bridges Public Library	24	0	1	25	192	0	21	213
McCone	George McCone Memorial County Library	33	1	0	34	200	10	0	210
Meagher	Meagher County/City Library	74	12	0	86	1,998	164	0	2,162
Mineral	Mineral County Public Library	8	0	1	9	37	0	6	43
Missoula	Missoula Public Library	260	10	50	320	7,461	120	1,000	8,581
Musselshell	Roundup Community Library	13	9	10	32	271	237	385	893
Park	Livingston-Park County Public Library	199	0	44	243	3,390	0	346	3,736
Petroleum	Petroleum County School-Community Library	40	0	0	40	4,000	0	0	4,000
Phillips	Phillips County Library	36	6	1	43	633	106	30	769
Pondera	Conrad Public Library	30	62	7	99	1,395	1,778	997	4,170
	Valier Public Library	18	4	13	35	225	10	83	318
Powder River	Henry A Malley Memorial Library	38	0	0	38	1,400	0	0	1,400
Powell	William K. Kohrs Memorial Library	24	2	21	47	630	66	531	1,227
Prairie	Prairie County Library	2	1	1	4	100	75	35	210
Ravalli	Bitterroot Public Library	25	0	14	39	2,423	0	502	2,925
	Darby Community Public Library	0	0	0	0	0	0	0	0
	North Valley Public Library	20	4	13	37	247	77	280	604
Richland	Sidney Public Library	58	2	4	64	1,380	27	82	1,489
Roosevelt	Roosevelt County Library	31	1	1	33	500	40	41	581
Rosebud	Rosebud County Library	282	11	50	343	3,449	370	1,241	5,060
Sanders	Plains Public Library District	2	2	1	5	48	12	10	70
	Preston Town County Library	1	0	0	1	45	0	0	45
	Thompson Falls Public Library	5	0	4	9	70	0	135	205
Sheridan	Sheridan County Library	33	0	4	37	609	0	208	817
Silver Bow	Butte-Silver Bow Public Library	106	5	4	115	3,146	78	217	3,441
Stillwater	Stillwater County Library	45	0	7	52	900	0	105	1,005
Sweet Grass	Carnegie Public Library	2	0	1	3	481	0	400	881
Teton	Choteau Public Library	52	0	8	60	600	0	80	680
	Dutton Public Library	1	0	0	1	5	0	0	5
	Fairfield Public Library	35	0	0	35	310	0	0	310
Toole	Toole County Library	59	0	0	59	605	0	0	605
Valley	Glasgow City-County Library	64	5	8	77	1,320	98	65	1,483
Wheatland	Harlowton Public Library	2	2	1	5	78	95	158	331
Wibaux	Wibaux Public Library	32	3	16	51	303	25	96	424
Yellowstone	Laurel Public Library	54	2	4	60	330	6	45	381
	Parmly Billings Library	268	23	52	343	14,145	252	2,261	16,658
Totals:		5,532	449	1,339	7,320	134,453	7,921	32,204	74,578

# Interlibrary Loans - SFY 2004

County	Library Name	Loaned			Borrowed		
		Instate	Outstate	Total	Instate	Outstate	Total
Beaverhead	Dillon Public Library	166	4	170	416	103	519
Big Horn	Big Horn County Public Library	282	55	337	308	110	418
Blaine	Blaine County Library	288	16	304	56	0	56
	Harlem Public Library	99	4	103	94	12	106
Broadwater	Broadwater School and Community Library	3	0	3	19	1	20
Carbon	Bridger Public Library	0	0	0	180	0	180
	Joliet Public Library	0	0	0	0	0	0
	Red Lodge Carnegie Library	20	6	26	250	50	300
Carter	Ekalaka Public Library	6	0	6	18	9	27
Cascade	Belt Public Library	2	0	2	64	1	65
	Great Falls Public Library	798	174	972	891	859	1,750
	Wedsworth Memorial Library	12	0	12	26	3	29
Chouteau	Chouteau County Library	155	5	160	127	32	159
Custer	Miles City Public Library	455	64	519	196	100	296
Daniels	Daniels County Library	35	0	35	146	47	193
Dawson	Glendive Public Library	286	39	325	266	83	349
Deer Lodge	Hearst Free Library	320	86	406	238	74	312
Fallon	Fallon County Library	214	60	274	253	127	380
Fergus	Denton Public Library	0	0	0	22	0	22
	Lewistown Public Library	426	79	505	328	166	494
	Moore Public Library	0	0	0	3	0	3
Flathead	Flathead County Library	1,501	443	1,944	1,050	840	1,890
Gallatin	Belgrade Community Library	1,584	157	1,741	1,101	37	1,138
	Bozeman Public Library	2,212	630	2,842	3,675	990	4,665
	Manhattan Community Library	12	0	12	90	0	90
	Three Forks Community Library	372	0	372	103	36	139
	West Yellowstone Public Library	1,552	11	1,563	43	25	68
Garfield	Garfield County Library	0	0	0	74	5	79
Glacier	Glacier County Library	208	14	222	156	12	168
Granite	Drummond School Community Library	6	1	7	12	5	17
	Philipsburg Public Library	4	0	4	62	14	76
Hill	Havre-Hill County Library	429	53	482	341	119	460
Jefferson	Boulder Community Library	356	2	358	632	253	885
Judith Basin	Judith Basin County Free Library	160	22	182	65	6	71
Lake	Polson City Library	147	16	163	398	177	575
	Ronan City Library	144	10	154	138	71	209
	St Ignatius School-Community Library	5	4	9	135	10	145
Lewis and Clark	Lewis and Clark Library	1,236	601	1,837	1,172	1,560	2,732
Liberty	Liberty County Library	334	40	374	76	14	90
Lincoln	Lincoln County Public Library	612	89	701	666	514	1,180

# Interlibrary Loans - SFY 2004

County	Library Name	Loaned			Borrowed		
		Instate	Outstate	Total	Instate	Outstate	Total
Madison	Madison Valley Public Library	160	15	175	220	43	263
	Sheridan Public Library	3	0	3	127	0	127
	Thompson-Hickman County Library	0	0	0	114	13	127
	Twin Bridges Public Library	0	0	0	45	31	76
McCone	George McCone Memorial County Library	22	2	24	61	10	71
Meagher	Meagher County/City Library	73	12	85	754	34	788
Mineral	Mineral County Public Library	32	3	35	34	9	43
Missoula	Missoula Public Library	1,442	536	1,978	806	1,016	1,822
Musselshell	Roundup Community Library	36	4	40	111	14	125
Park	Livingston-Park County Public Library	203	51	254	454	565	1,019
Petroleum	Petroleum County School-Community Library	84	48	132	233	91	324
Phillips	Phillips County Library	20	1	21	106	13	119
Pondera	Conrad Public Library	152	18	170	284	36	320
	Valier Public Library	11	2	13	132	17	149
Powder River	Henry A Malley Memorial Library	29	1	30	147	52	199
Powell	William K. Kohrs Memorial Library	422	144	566	265	149	414
Prairie	Prairie County Library	66	18	84	150	6	156
Ravalli	Bitterroot Public Library	471	27	498	818	711	1,529
	Darby Community Public Library	0	0	0	0	0	0
	North Valley Public Library	35	32	67	500	47	547
Richland	Sidney Public Library	398	75	473	238	89	327
Roosevelt	Roosevelt County Library	186	10	196	216	127	343
Rosebud	Rosebud County Library	667	181	848	348	93	441
Sanders	Plains Public Library District	181	34	215	275	53	328
	Preston Town County Library	7	2	9	117	18	135
	Thompson Falls Public Library	136	6	142	254	119	373
Sheridan	Sheridan County Library	92	13	105	293	46	339
Silver Bow	Butte-Silver Bow Public Library	823	70	893	665	125	790
Stillwater	Stillwater County Library	5	2	7	470	33	503
Sweet Grass	Carnegie Public Library	113	10	123	125	28	153
Teton	Choteau Public Library	49	5	54	76	0	76
	Dutton Public Library	0	0	0	4	0	4
	Fairfield Public Library	9	3	12	36	7	43
Toole	Toole County Library	18	0	18	361	101	462
Valley	Glasgow City-County Library	368	40	408	297	128	425
Wheatland	Harlowton Public Library	0	0	0	14	5	19
Wibaux	Wibaux Public Library	157	19	176	60	12	72
Yellowstone	Laurel Public Library	19	3	22	92	6	98
	Parmly Billings Library	894	128	1,022	377	343	720
Totals		21,824	4,200	26,024	23,569	10,655	34,224

# Interlibrary Loans by Service Area Population-SFY 2004

County	Library Name	Loaned			Borrowed		
		Instate	Outstate	Total	Instate	Outstate	Total
<b>Over 25,000</b>							
Gallatin	Bozeman Public Library	2,212	630	2,842	3,675	990	4,665
Silver Bow	Butte-Silver Bow Public Library	823	70	893	665	125	790
Flathead	Flathead County Library	1,501	443	1,944	1,050	840	1,890
Cascade	Great Falls Public Library	798	174	972	891	859	1,750
Lewis and Clark	Lewis and Clark Library	1,236	601	1,837	1,172	1,560	2,732
Missoula	Missoula Public Library	1,442	536	1,978	806	1,016	1,822
Yellowstone	Parmly Billings Library	894	128	1,022	377	343	720
<b>Totals</b>		<b>8,906</b>	<b>2,582</b>	<b>11,488</b>	<b>8,636</b>	<b>5,733</b>	<b>14,369</b>
<b>10,000-24,999</b>							
Gallatin	Belgrade Community Library	1,584	157	1,741	1,101	37	1,138
Big Horn	Big Horn County Public Library	282	55	337	308	110	418
Ravalli	Bitterroot Public Library	471	27	498	818	711	1,529
Jefferson	Boulder Community Library	356	2	358	632	253	885
Glacier	Glacier County Library	208	14	222	156	12	168
Hill	Havre-Hill County Library	429	53	482	341	119	460
Fergus	Lewistown Public Library	426	79	505	328	166	494
Lincoln	Lincoln County Public Library	612	89	701	666	514	1,180
Park	Livingston-Park County Public Library	203	51	254	454	565	1,019
Custer	Miles City Public Library	455	64	519	196	100	296
Lake	Polson City Library	147	16	163	398	177	575
Roosevelt	Roosevelt County Library	186	10	196	216	127	343
<b>Totals</b>		<b>5,359</b>	<b>617</b>	<b>5,976</b>	<b>5,614</b>	<b>2,891</b>	<b>8,505</b>
<b>5,000-9,999</b>							
Chouteau	Chouteau County Library	155	5	160	127	32	159
Beaverhead	Dillon Public Library	166	4	170	416	103	519
Valley	Glasgow City-County Library	368	40	408	297	128	425
Dawson	Glendive Public Library	286	39	325	266	83	349
Deer Lodge	Hearst Free Library	320	86	406	238	74	312
Yellowstone	Laurel Public Library	19	3	22	92	6	98
Ravalli	North Valley Public Library	35	32	67	500	47	547
Carbon	Red Lodge Carnegie Library	20	6	26	250	50	300
Lake	Ronan City Library	144	10	154	138	71	209
Rosebud	Rosebud County Library	667	181	848	348	93	441
Richland	Sidney Public Library	398	75	473	238	89	327
Lake	St Ignatius School-Community Library	5	4	9	135	10	145
Stillwater	Stillwater County Library	5	2	7	470	33	503
Toole	Toole County Library	18	0	18	361	101	462
Powell	William K. Kohrs Memorial Library	422	144	566	265	149	414
<b>Totals</b>		<b>3,028</b>	<b>631</b>	<b>3,659</b>	<b>4,141</b>	<b>1,069</b>	<b>5,210</b>
<b>3,500-4,999</b>							
Blaine	Blaine County Library	288	16	304	56	0	56
Broadwater	Broadwater School and Community Library	3	0	3	19	1	20
Sweet Grass	Carnegie Public Library	113	10	123	125	28	153
Pondera	Conrad Public Library	152	18	170	284	36	320
Ravalli	Darby Community Public Library	0	0	0	0	0	0
Mineral	Mineral County Public Library	32	3	35	34	9	43

# Interlibrary Loans by Service Area Population-SFY 2004

County	Library Name	Loaned			Borrowed		
		Instate	Outstate	Total	Instate	Outstate	Total
Phillips	Phillips County Library	20	1	21	106	13	119
Sanders	Plains Public Library District	181	34	215	275	53	328
Musselshell	Roundup Community Library	36	4	40	111	14	125
Sheridan	Sheridan County Library	92	13	105	293	46	339
Sanders	Thompson Falls Public Library	136	6	142	254	119	373
Madison	Thompson-Hickman County Library	0	0	0	114	13	127
Gallatin	Three Forks Community Library	372	0	372	103	36	139
<b>Totals</b>		<b>1,425</b>	<b>105</b>	<b>1,530</b>	<b>1,774</b>	<b>368</b>	<b>2,142</b>
<b>2,000-3,499</b>							
Carbon	Bridger Public Library	0	0	0	180	0	180
Teton	Choteau Public Library	49	5	54	76	0	76
Daniels	Daniels County Library	35	0	35	146	47	193
Fallon	Fallon County Library	214	60	274	253	127	380
Blaine	Harlem Public Library	99	4	103	94	12	106
Wheatland	Harlowton Public Library	0	0	0	14	5	19
Carbon	Joliet Public Library	0	0	0	0	0	0
Judith Basin	Judith Basin County Free Library	160	22	182	65	6	71
Liberty	Liberty County Library	334	40	374	76	14	90
Gallatin	Manhattan Community Library	12	0	12	90	0	90
	West Yellowstone Public Library	1,552	11	1,563	43	25	68
<b>Totals</b>		<b>2,455</b>	<b>142</b>	<b>2,597</b>	<b>1,037</b>	<b>236</b>	<b>1,273</b>
<b>1,200-1,999</b>							
Cascade	Belt Public Library	2	0	2	64	1	65
Teton	Dutton Public Library	0	0	0	4	0	4
Carter	Ekalaka Public Library	6	0	6	18	9	27
Teton	Fairfield Public Library	9	3	12	36	7	43
Garfield	Garfield County Library	0	0	0	74	5	79
McCone	George McCone Memorial County Library	22	2	24	61	10	71
Powder River	Henry A Malley Memorial Library	29	1	30	147	52	199
Meagher	Meagher County/City Library	73	12	85	754	34	788
Granite	Philipsburg Public Library	4	0	4	62	14	76
Sanders	Preston Town County Library	7	2	9	117	18	135
Pondera	Valier Public Library	11	2	13	132	17	149
Cascade	Wedsworth Memorial Library	12	0	12	26	3	29
<b>Totals</b>		<b>175</b>	<b>22</b>	<b>197</b>	<b>1,495</b>	<b>170</b>	<b>1,665</b>
<b>1,199 and Under</b>							
Fergus	Denton Public Library	0	0	0	22	0	22
Granite	Drummond School Community Library	6	1	7	12	5	17
Madison	Madison Valley Public Library	160	15	175	220	43	263
Fergus	Moore Public Library	0	0	0	3	0	3
Petroleum	Petroleum County School-Community Library	84	48	132	233	91	324
Prairie	Prairie County Library	66	18	84	150	6	156
Madison	Sheridan Public Library	3	0	3	127	0	127
	Twin Bridges Public Library	0	0	0	45	31	76
Wibaux	Wibaux Public Library	157	19	176	60	12	72
<b>Totals</b>		<b>476</b>	<b>101</b>	<b>577</b>	<b>872</b>	<b>188</b>	<b>1,060</b>
<b>Statewide Totals</b>		<b>21,824</b>	<b>4,200</b>	<b>26,024</b>	<b>23,569</b>	<b>10,655</b>	<b>34,224</b>



## Library Facility Adequacy - SFY 2004

County	Library Name	ADA Assessment		For Population Served	
		Completed	Accessible Needs	Adequate	Needs
Beaverhead	Dillon Public Library	No	Yes	Yes	
Big Horn	Big Horn County Public Library	Yes	Yes	Yes	
Blaine	Blaine County Library	No	Yes	Yes	
	Harlem Public Library	No	Yes	Yes	
Broadwater	Broadwater School and Community Library	Yes	Yes	Yes	
Carbon	Bridger Public Library	No	Yes	No	Major Remodeling
	Joliet Public Library	No	Yes	Yes	
	Red Lodge Carnegie Library	Yes	Yes	Yes	
Carter	Ekalaka Public Library	No	No	Minor Remodeling	Yes
Cascade	Belt Public Library	No	Yes	Yes	
	Great Falls Public Library	Yes	Yes	Yes	
	Wedsworth Memorial Library	No	Yes	Yes	
Chouteau	Chouteau County Library	Yes	Yes	Yes	
Custer	Miles City Public Library	Yes	Yes	No	Major Remodeling
Daniels	Daniels County Library	No	Yes	Yes	
Dawson	Glendive Public Library	Yes	Yes	Yes	
Deer Lodge	Hearst Free Library	Yes	Yes	Yes	
Fallon	Fallon County Library	No	Yes	Yes	
Fergus	Denton Public Library	Yes	Yes	Yes	
	Lewistown Public Library	Yes	Yes	Yes	
	Moore Public Library	No	Yes	Yes	
Flathead	Flathead County Library	Yes	Yes	No	Build a New Library
Gallatin	Belgrade Community Library	No	Yes	Yes	
	Bozeman Public Library	Yes	Yes	No	Build a New Library
	Manhattan Community Library	No	Yes	No	Minor Remodeling
	Three Forks Community Library	No	No	Major Remodeling	Yes
	West Yellowstone Public Library	No	Yes	Yes	
Garfield	Garfield County Library	Yes	No	Minor Remodeling	Yes
Glacier	Glacier County Library	Yes	Yes	Yes	
Granite	Drummond School Community Library	No	Yes	Yes	
	Philipsburg Public Library	No	Yes	Yes	
Hill	Havre-Hill County Library	Yes	Yes	Yes	
Jefferson	Boulder Community Library	No	Yes	No	Minor Remodeling
Judith Basin	Judith Basin County Free Library	Yes	No	Minor Remodeling	No Minor Remodeling
Lake	Polson City Library	No	Yes	Yes	
	Ronan City Library	Yes	No	Minor Remodeling	Yes
	St Ignatius School-Community Library	No	Yes	Yes	
Lewis and Clark	Lewis and Clark Library	Yes	Yes	Yes	
Liberty	Liberty County Library	Yes	Yes	Yes	
Lincoln	Lincoln County Public Library	No	Yes	Yes	

## Library Facility Adequacy - SFY 2004

County	Library Name	ADA Assessment		For Population Served	
		Completed	Accessible Needs	Adequate	Needs
Madison	Madison Valley Public Library	Yes	Yes	No	Major Remodeling
	Sheridan Public Library	Yes	Yes	Yes	
	Thompson-Hickman County Library	Yes	Yes	No	Major Remodeling
	Twin Bridges Public Library	No	No	Major Remodeling	Yes
McCone	George McCone Memorial County Library	No	Yes	Yes	
Meagher	Meagher County/City Library	Yes	Yes	Yes	
Mineral	Mineral County Public Library	No	No	Build a New Library	No Build a New Library
Missoula	Missoula Public Library	Yes	No	Minor Remodeling	Yes
Musselshell	Roundup Community Library	Yes	Yes	Yes	
Park	Livingston-Park County Public Library	Yes	No	Major Remodeling	No Major Remodeling
Petroleum	Petroleum County School-Community Library	No	Yes	Yes	
Phillips	Phillips County Library	No	No	Major Remodeling	Yes
Pondera	Conrad Public Library	Yes	Yes	Yes	
	Valier Public Library	No	Yes	Yes	
Powder River	Henry A Malley Memorial Library	No	Yes	Yes	
Powell	William K. Kohrs Memorial Library	No	Yes	Yes	
Prairie	Prairie County Library	No	Yes	Yes	
Ravalli	Bitterroot Public Library	Yes	Yes	No	Major Remodeling
	Darby Community Public Library	Yes	Yes	Yes	
	North Valley Public Library	No	Yes	Yes	
Richland	Sidney Public Library	No	Yes	No	Major Remodeling
Roosevelt	Roosevelt County Library	Yes	Yes	No	Major Remodeling
Rosebud	Rosebud County Library	Yes	No	Minor Remodeling	Yes
Sanders	Plains Public Library District	Yes	Yes	No	Major Remodeling
	Preston Town County Library	Yes	Yes	Yes	
	Thompson Falls Public Library	Yes	Yes	Yes	
Sheridan	Sheridan County Library	No	Yes	Yes	
Silver Bow	Butte-Silver Bow Public Library	Yes	Yes	Yes	
Stillwater	Stillwater County Library	Yes	Yes	Yes	
Sweet Grass	Carnegie Public Library	No	No	Major Remodeling	No Major Remodeling
Teton	Choteau Public Library	Yes	Yes	Yes	
	Dutton Public Library	Yes	Yes	Yes	
	Fairfield Public Library	No	Yes	Yes	
Toole	Toole County Library	No	Yes	Yes	
Valley	Glasgow City-County Library	No	Yes	Yes	
Wheatland	Harlowton Public Library	Yes	Yes	Yes	
Wibaux	Wibaux Public Library	Yes	Yes	Yes	
Yellowstone	Laurel Public Library	No	Yes	No	Major Remodeling
	Parmly Billings Library	Yes	Yes	No	Build a New Library

# Automation - SFY 2004

County	Library Name	# of Com-puters	Online Full Text Database	Internet Terminals Staff	Public	Has LAN	Kind of Internet Access	Public Access Catalog	Library System Vendor and Product
Beaverhead	Dillon Public Library	6	6	2	6	Yes	512K DSL Modem	Yes	SIRSI Corporation Unicorn
Big Horn	Big Horn County Public Library	16	14	5	14	Yes	T1	Yes	SIRSI Corporation Unicorn
Blaine	Blaine County Library	5	4	2	4	Yes	256K DSL Modem	Yes	epixtech, inc. Dynix
	Harlem Public Library	2	2	2	2	Yes	256K DSL Modem	Yes	epixtech, inc. Dynix
Broadwater	Broadwater School and Community Library	11	7	3	7	Yes	T1	No	Sagebrush Corporation Spectrum
Carbon	Bridger Public Library	2	0	1	2	No	Cable Modem	No	
	Joliet Public Library	1	0	1	1	No	56K Modem	No	Sagebrush Corporation
	Red Lodge Carnegie Library	5	3	1	5	Yes	Satellite	No	Sagebrush Corporation Spectrum
Carter	Ekalaka Public Library	3	3	4	3	No	256K DSL Modem	No	Follett Software Company
Cascade	Belt Public Library	3	3	1	3	No	256K DSL Modem	Yes	Sagebrush Corporation
	Great Falls Public Library	24	11	24	11	Yes	1MB DSL Modem	Yes	SIRSI Corporation Unicorn
	Wedsworth Memorial Library	2	2	1	2	Yes	Satellite	No	Sagebrush Corporation
Chouteau	Chouteau County Library	11	11	2	7	Yes	512K DSL Modem	No	Sagebrush Corporation Spectrum
Custer	Miles City Public Library	5	5	6	5	Yes	512K DSL Modem	Yes	SIRSI Corporation Unicorn
Daniels	Daniels County Library	3	2	1	2	Yes	Other Type	Yes	Sagebrush Corporation CIRC/CAT
Dawson	Glendive Public Library	8	8	5	8	Yes	Cable Modem	Yes	SIRSI Corporation Unicorn
Deer Lodge	Hearst Free Library	10	17	3	10	Yes	Other Type	Yes	SIRSI Corporation Unicorn
Fallon	Fallon County Library	6	8	4	5	Yes	512K DSL Modem	Yes	Follett Software Company
Fergus	Denton Public Library	1	0	1	1	No	1MB DSL Modem	Yes	Follett Software Company
	Lewistown Public Library	20	13	8	7	Yes	T1	Yes	SIRSI Corporation Unicorn
	Moore Public Library	1	0	1	1	No	256K DSL Modem	No	

# Automation - SFY 2004

County	Library Name	# of Com-puters	Online Full Text Database	Internet Terminals Staff Public	Has LAN	Kind of Internet Access	Public Access Catalog	Library System Vendor and Product
Flathead	Flathead County Library	38	27	29	27	Yes	T1	Yes SIRSI Corporation Unicorn
Gallatin	Belgrade Community Library	11	7	2	11	Yes	256K DSL Modem	Yes epitech, inc. Dynix
	Bozeman Public Library	27	27	17	27	No	T1	Yes epitech, inc. Dynix
	Manhattan Community Library	6	6	2	6	Yes	T1	Yes Follett Software Company
	Three Forks Community Library	2	2	1	2	Yes	MicroWave	Yes epitech, inc. Dynix
	West Yellowstone Public Library	6	5	3	5	Yes	Other Type	Yes epitech, inc. Dynix
Garfield	Garfield County Library	3	4	1	3	Yes	256K DSL Modem	No Sagebrush Corporation Spectrum
Glacier	Glacier County Library	8	6	0	7	Yes	256K DSL Modem	Yes Follett Software Company
Granite	Drummond School Community Library	6	6	2	6	Yes	T1	Yes CASPR Library Systems, Inc.
	Philipsburg Public Library	3	0	1	3	No	33.6 Modem	No
Hill	Havre-Hill County Library	9	4	3	6	Yes	T1	Yes epitech, inc. Dynix
Jefferson	Boulder Community Library	13	16	3	13	Yes	T1	Yes SIRSI Corporation Unicorn
Judith Basin	Judith Basin County Free Library	3	5	2	3	Yes	256K DSL Modem	No Sagebrush Corporation Spectrum
Lake	Polson City Library	8	7	6	7	Yes	Other Type	Yes SIRSI Corporation Unicorn
	Ronan City Library	6	9	3	6	Yes	1MB DSL Modem	Yes Sagebrush Corporation Spectrum
	St Ignatius School-Community Library	15	26	3	15	Yes	T1	Yes SIRSI Corporation Unicorn
Lewis and Clark	Lewis and Clark Library	8	0	30	28	Yes	T1	Yes GEAC PLUS
Liberty	Liberty County Library	10	10	3	10	Yes	512K DSL Modem	Yes epitech, inc. Dynix
Lincoln	Lincoln County Public Library	22	18	9	18	Yes	T1	Yes Brodart Automation AmLib
Madison	Madison Valley Public Library	2	2	1	2	Yes	512K DSL Modem	No
	Sheridan Public Library	5	4	1	4	Yes	Other Type	No
	Thompson-Hickman County Library	4	5	1	4	No	512K DSL Modem	No

# Automation - SFY 2004

County	Library Name	# of Com-puters	Online Full Text Database	Internet Terminals Staff Public	Has LAN	Kind of Internet Access	Public Access Catalog	Library System Vendor and Product
Madison	Twin Bridges Public Library	5	4	1	5	Yes	512K DSL Modem	No
McCone	George McCone Memorial County Library	2	3	1	2	No	56K Modem	No
Meagher	Meagher County/City Library	5	5	2	5	No	256K DSL Modem	No
Mineral	Mineral County Public Library	6	2	3	5	Yes	512K DSL Modem	Yes Sagebrush Corporation Spectrum
Missoula	Missoula Public Library	25	18	29	25	Yes	T1	Yes SIRSI Corporation Unicorn
Musselshell	Roundup Community Library	19	19	3	19	Yes	56K Frame Relay	No Follett Software Company
Park	Livingston-Park County Public Library	12	8	4	8	Yes	256K DSL Modem	Yes Sagebrush Corporation
Petroleum	Petroleum County School-Community Library	4	4	2	4	Yes	256K DSL Modem	Yes Sagebrush Corporation
Phillips	Phillips County Library	3	2	3	2	Yes	256K DSL Modem	No Sagebrush Corporation Spectrum
Pondera	Conrad Public Library	6	3	4	3	Yes	256K DSL Modem	Yes Follett Software Company
	Valier Public Library	4	4	2	4	No	56K Modem	No Follett Software Company
Powder River	Henry A Malley Memorial Library	3	3	3	3	No	512K DSL Modem	No
Powell	William K. Kohrs Memorial Library	8	4	1	4	No	T1	No Sagebrush Corporation Spectrum
Prairie	Prairie County Library	3	4	1	3	Yes	256K Frame Relay	No
Ravalli	Bitterroot Public Library	9	9	8	9	Yes	Satellite	Yes SIRSI Corporation Unicorn
	Darby Community Public Library	3	3	1	3	Yes	Other Type	No
	North Valley Public Library	4	0	1	4	Yes	Other Type	No
Richland	Sidney Public Library	12	12	5	12	Yes	Cable Modem	Yes Follett Software Company catalog plus
Roosevelt	Roosevelt County Library	8	6	6	7	Yes	256K DSL Modem	Yes Sagebrush Corporation Spectrum
Rosebud	Rosebud County Library	13	9	5	9	Yes	512K DSL Modem	Yes Sagebrush Corporation Spectrum
Sanders	Plains Public Library District	6	6	2	5	Yes	256K DSL Modem	Yes SIRSI Corporation Unicorn

# Automation - SFY 2004

County	Library Name	# of Com- puters	Online Full Text Database	Internet Terminals Staff	Public	Has LAN	Kind of Internet Access	Public Access Catalog	Library System Vendor and Product
Sanders	Preston Town County Library	3	0	2	2	Yes	512K DSL Modem	No	
	Thompson Falls Public Library	6	5	2	5	Yes	256K DSL Modem	Yes	SIRSI Corporation Unicorn
Sheridan	Sheridan County Library	6	2	9	3	Yes	T1	Yes	Sagebrush Corporation Spectrum
Silver Bow	Butte-Silver Bow Public Library	14	9	7	9	Yes	512K DSL Modem	Yes	Sagebrush Corporation Spectrum
Stillwater	Stillwater County Library	4	2	1	3	Yes	ISDN	Yes	Sagebrush Corporation Spectrum
Sweet Grass	Carnegie Public Library	3	3	2	3	Yes	512K DSL Modem	Yes	SIRSI Corporation Unicorn
Teton	Choteau Public Library	10	7	2	7	Yes	T1	No	Sagebrush Corporation Spectrum
	Dutton Public Library	3	3	1	3	No	Other Modem	No	
	Fairfield Public Library	5	4	2	4	Yes	256K DSL Modem	Yes	Sagebrush Corporation
Toole	Toole County Library	5	4	3	5	Yes	256K DSL Modem	Yes	Follett Software Company
Valley	Glasgow City-County Library	5	5	2	5	Yes	256K DSL Modem	Yes	Winnebago Winnebago Spectrum
Wheatland	Harlowton Public Library	3	3	1	3	Yes	512K DSL Modem	No	Sagebrush Corporation Spectrum
Wibaux	Wibaux Public Library	6	6	3	6	Yes	256K DSL Modem	Yes	Follett Software Company
Yellowstone	Laurel Public Library	7	7	3	7	Yes	Cable Modem	No	
	Parmly Billings Library	38	10	31	17	Yes	T1	Yes	Dynix Horizon
<b>Totals</b>		<b>638</b>	<b>513</b>	<b>359</b>	<b>542</b>				


# Definitions, Abbreviations & Acronyms

- Median:** The value in a data set which divides the scores into two equal halves (i.e., an equal number of scores lie above and below it). If you have an odd number of values, the median is the middle value. If you have an even number of values, the median is the arithmetic mean of the two middle values. As a measure of central tendency, it is largely unaffected by extreme values.
- MLS:** Master of Library Science
- NA:** Not Available
- SFY:** State Fiscal Year July through June
- Sq:** Square
- w/:** With

## Contact Information:

Tristen Shinnick  
Phone: 406-444-3115  
Toll Free in Montana: 800-338-5087  
Fax: 406-444-0266  
E-Mail: [tshinnick@state.mt.us](mailto:tshinnick@state.mt.us)  
Montana State Library  
PO Box 201800  
Helena MT 59620-1800

Suzanne Reymer  
Phone: 406-255-0729  
Toll Free in Montana: 888-826-0837  
Fax: 406-255-0732  
E-Mail: [sreymer@uswest.net](mailto:sreymer@uswest.net)  
Parmly Billings Library  
510 North Broadway  
Billings MT 59101-1196



This publication is available in alternative formats upon request. One hundred and fifty copies of the Public Library Statistics were published at state expense. Publication and distribution expense information are on file with the Montana Department of Administration.