

Public Library Annual Report of Statistics

July 2011 - June 2012

2012



**Montana
Public Library
Annual Report of Statistics**

July 2011 - June 2012

ISSN: 1066-4904

Published by:



**1515 East Sixth Avenue -- PO Box 201800
Helena, Montana 59620-1800
406-444-3115 -- Fax: 406-444-0266
<http://msl.mt.gov>
msl@mt.gov**

Table of Contents

Letter from the State Librarian	1
Montana Public Libraries	2
Statewide Library Performance Indicators	3
Visits Per Capita	4
Circulation Per Capita	5
Collection Turnover Rate	6
Income Per Capita	7
General and Service Area Population Tables	8
General Information	8
Staff Information	10
Salaries	12
Statewide Mean for Yearly Salaries	15
Library Income	16
Library Income by Service Area Population	20
Library Expenditures	24
Library Expenditures by Service Area Population	28
Collection	32
Collection by Service Area Population	36
Service Hours	40
Service Hours by Service Area Population	42
Circulation	44
Circulation by Service Area Population	46
Programs	48
Interlibrary Loans	50
Interlibrary Loans by Service Area Population	52
Library Facility Adequacy	54
Automation	56
Definitions, Abbreviations, and Acronyms	59
Contact Information	59
Appendix A - Revenue and Expense Charts	60

Letter from the State Librarian



We know that local libraries play a key role in recognizing and meeting the needs of their communities. We know that libraries are not passive repositories of books and information or outposts of culture, quiet and decorum in a noisy world; today's libraries are an active and responsive part of the community and an agent for change. In the world of community building, local libraries have a unique and powerful role. To demonstrate the importance of this role, we like to tell compelling human interest stories but, to the right audience, statistics are a persuasive tool to demonstrate the public value of libraries to the communities they serve.

This report contains statistical information reported by all 82 legally established public libraries in Montana for the reporting period July 2011 through June 2012. The information reported by libraries is augmented by additional data, including census populations. I hope that you find ways to use the information contained in this report to analyze, plan and develop improved public library services for your communities.

The context of the statistics is important regardless of how you use them. If your library's circulation has decreased significantly from year to year, statistics might easily illustrate a parallel with budget reductions. However, there might not be an obvious answer, requiring an investigation of these changes to remedy problems or identify beneficial activities. Such analysis should use statistics from as many years as possible to spot long-term trends.

If you use the measures to compare your library to other libraries, you should use similar libraries so that the comparisons are meaningful. This report is designed to help you do so by dividing libraries into groups that serve similar populations. However, even within these population groups, wide variations exist between individual libraries. Before using the statistics to make comparisons, check that similarities exist in other factors, such as income, hours open, collections, or mission, goals, and objectives.

The State Library has also made available demographic data from the 2010 Census by library or county. This data, which currently includes population and housing statistics, offer unique perspective on the communities served by Montana libraries that may better shape library programs and services and will inform future planning. The charts can be easily downloaded into local reports. Please note that the library level data is based on service area population. County data is based on county population. This data is available for you at: http://msl.mt.gov/For_Librarians/For_Public_Librarians/Statistics/reports/default.asp.

In addition to making these statistics available to you, MSL cooperates with the Federal-State Cooperative System (FSCS) program, which develops and compiles national public library statistics for the United States. MSL provides Montana information to the FSCS so that policy-makers, funders, trustees, and librarians can identify trends and opportunities in the country's library services.

We wish you well in your efforts to demonstrate the public value your library services bring to your community and to continually improve library services in Montana. If we can provide assistance, please do not hesitate to contact us.

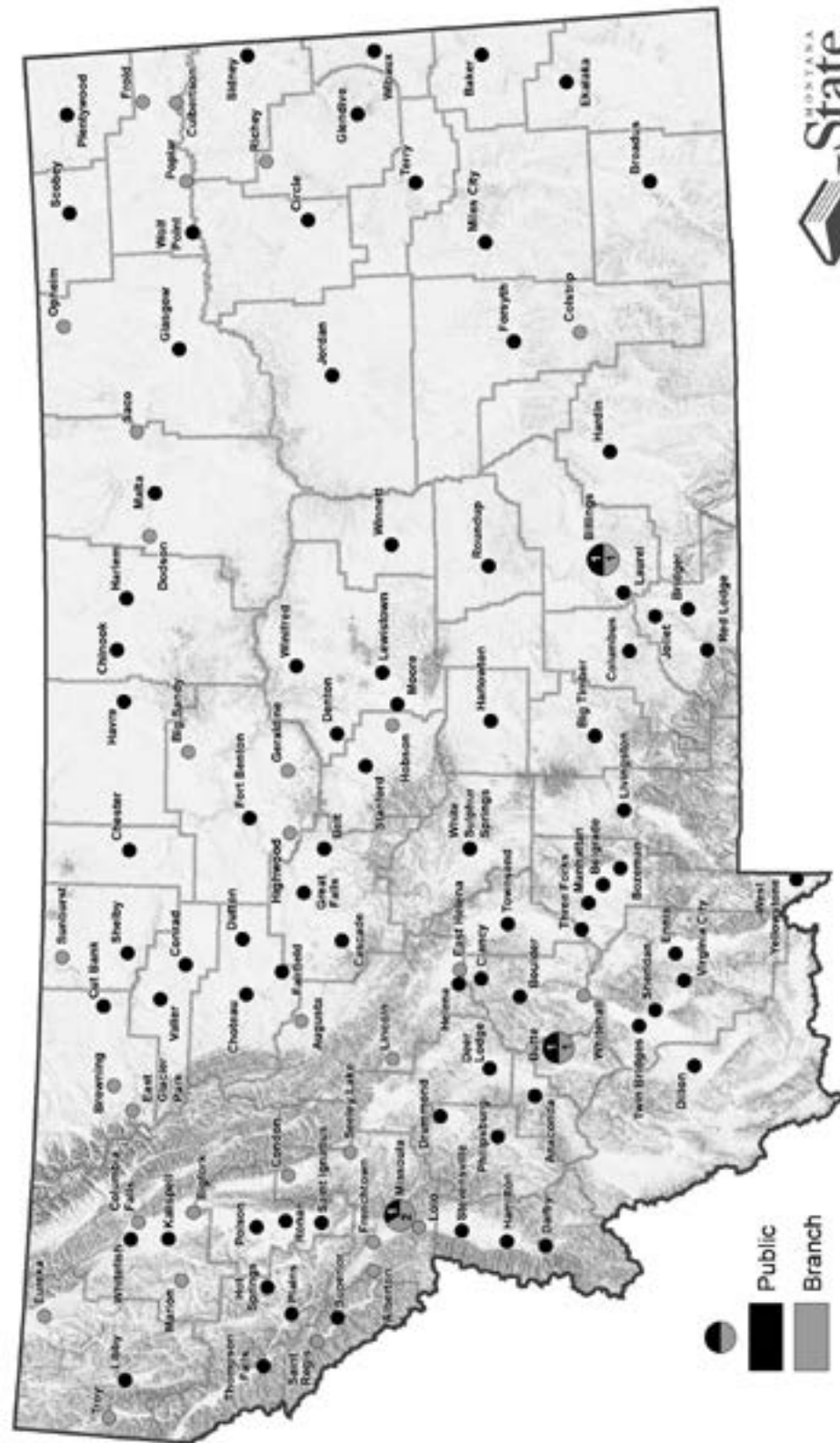
We wish you well in your efforts to continually improve library services in Montana. If we can provide assistance, please do not hesitate to contact us.

Sincerely,

A handwritten signature in black ink that reads "Jennie Stapp". The signature is written in a cursive, flowing style.

Jennie Stapp
Montana State Librarian

Montana Public Libraries



Core Performance Measures

Because of their potential applications to library services planning and because of their usefulness as general indicators of library service on a statewide basis, six measures have been designated as core performance measures:

- Visits per capita
- Expenditures per capita
- Holdings per capita
- Turnover rate
- Circulation per capita
- Income per capita

General and Service Area Population Tables

The following pages provide summary data for these performance measures on a statewide basis. The population of the library service area is also provided. For each measure, the text gives a general description and identifies some of the factors affecting the measure.

In this publication, the general tables are categorized by the county in which the public library resides and report basic library information on a library-by-library basis.

Interpreting Measures

Although community and individual library circumstances vary, the core measures and general tables can assist Montana's public librarians and trustees as they evaluate library activities and plan improvements in library services. We offer the following suggestions: Analyze the library's statistics in terms of library mission, goals, and objectives. Libraries, even in communities of similar size, have varying funding patterns and community expectations for service. A reference and resource library will show a different pattern of statistics than a popular materials library.

- Realize that online databases and the Internet have changed library use patterns. Although statewide and national data have not yet been collected on this service, individual libraries should be tracking this use.
- Remember that performance measure scores are not absolutes. Performance measures are not necessarily precise. Most measures are calculated in percentages and ratios. Do not be too concerned about "decimal points."
- Use performance measures in context. There are not "right" or "wrong" scores for performance measures. One performance measure alone cannot tell a complete story. Performance measure scores should be interpreted in context with each other and with the library's overall service program and budget.
- Exercise patience in working toward improving performance measure scores. Changing a library's score on a performance measure is usually not accomplished overnight. Such a change usually requires work over an extended period. Improving a library's score on selected performance measures has to be a cooperative effort among the library director, library trustees, and the local community.

Statewide Library Performance Indicators	page
Visits Per Capita	4
Circulation Per Capita	5
Collection Turnover Rate	6
Income Per Capita	7

Statewide Library Performance Indicators

Visits Per Capita

Visits Per Capita relates the number of people visiting the library to the population served. It can be thought of as representing the average number of times during a year that a member of the community uses the library. Visits Per Capita is calculated by dividing the library total attendance by the service area population.

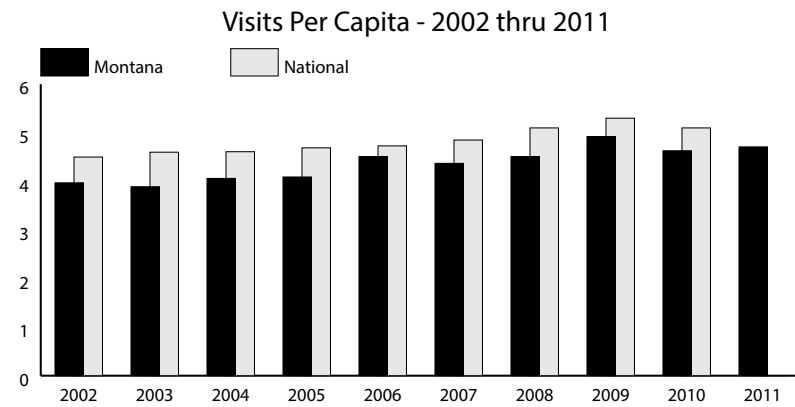
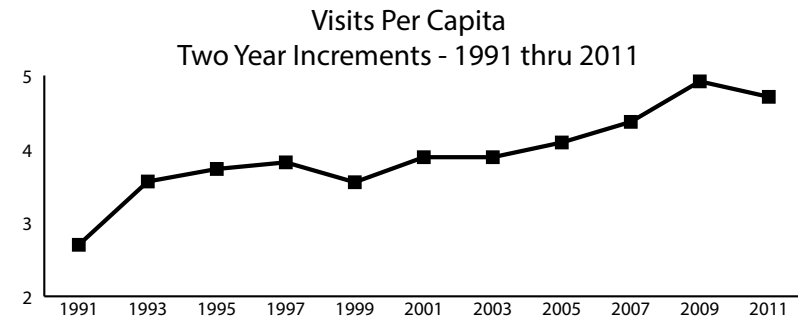
Factors that Influence the Measure

- Fluctuation in the size of the service area population
- Library hours of service
- Physical arrangement and convenience of library facilities
- Public access computing
- Library-provided Wireless Internet Access
- Remote access options to catalogs, services, and databases
- Community awareness of library service
- Special programs--prizes, reading programs, etc.
- Library circulation or acquisitions policies, loan period, fines
- Age, condition, and size of the library's collection

Interpretation and Use

Visits Per Capita is one measure of the community's use of the library, whether for materials, programs, or meetings. A high score on the measure indicates heavy use of the facility. A low score may indicate several things. For example:

- The hours the library is open does not fit the needs of the community;
- The library's collection and/or programming does not meet the community's interests or needs;
- Residents may be unaware of what the library has to offer;
- The facility may be uninviting.
- Patrons may be utilizing the library's online options as opposed to physically attending the facility.



Statewide Library Performance Indicators

Circulation Per Capita

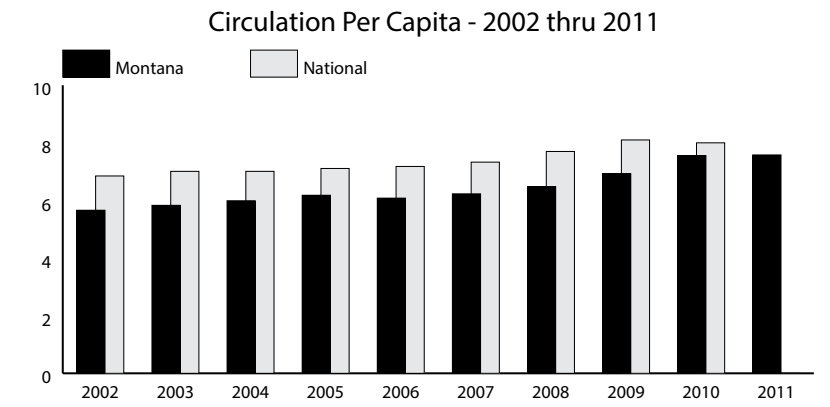
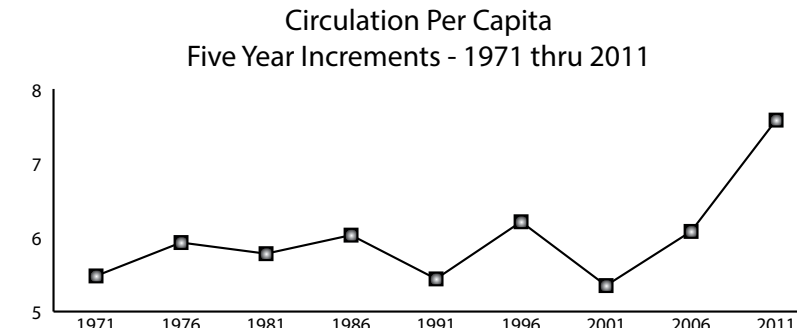
Circulation Per Capita relates the number of items a library circulates to the population served. It can be thought of as representing the average number of items checked out in a year by a member of the community. Circulation Per Capita is calculated by dividing the library's total annual circulation by the service area population.

Factors that Influence the Measure

- Fluctuation in the size of the service area population
- Increase or decrease in the number of items circulated annually
- Library circulation or acquisitions policies, loan period, fines
- Special programs--prizes, reading programs, etc.
- Community awareness of library service
- Library hours of service
- Number of library users
- Age, condition, and size of the library's collection
- Physical arrangement and convenience of library facilities

Interpretation and Use

- The library's collection may not meet community needs or interests;
- Community residents may be unaware of the library's resources;
- The library may have an extensive collection of non-circulating materials.



Statewide Library Performance Indicators

Collection Turnover Rate

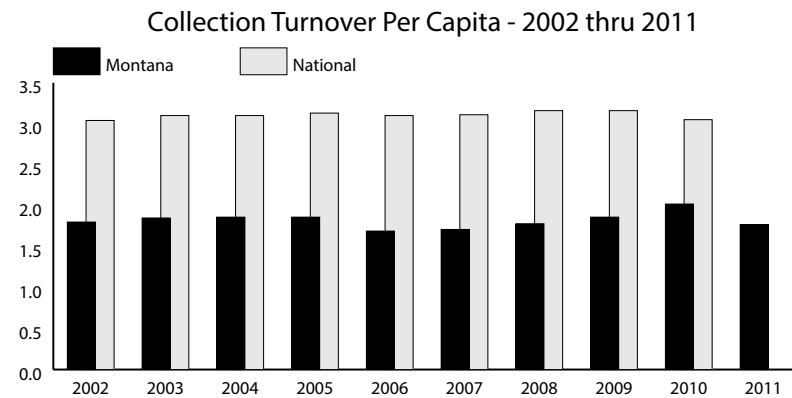
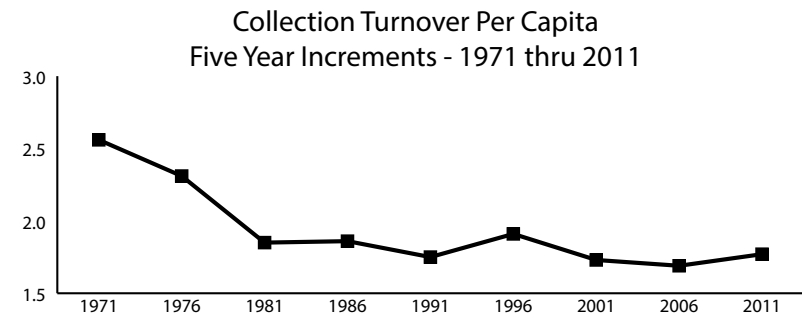
Turnover Rate measures the activity of a library's collection, indicating the number of times each unit of library material would have circulated during the year if circulation had been spread evenly throughout the collection. It is calculated by dividing the library's total annual circulation by total library holdings.

Factors that Influence the Measure

- Increase or decrease in the annual circulation
- Circulation policies--loan period, fines
- Library acquisitions and collection development policies
- Special programs--prizes, reading program, etc.
- Community awareness of library service
- Library hours of service
- Number of library users
- Age, condition, and size of the library's collection
- Physical arrangement and convenience of library facilities

Interpretation and Use

This measure related strongly to the goals each library has set for meeting the service needs of its community. A library which emphasizes the circulation of popular reading materials will have a higher Turnover Rate than a library which emphasizes subject depth in its collection and has an extensive reference collection.



Statewide Library Performance Indicators

Income Per Capita

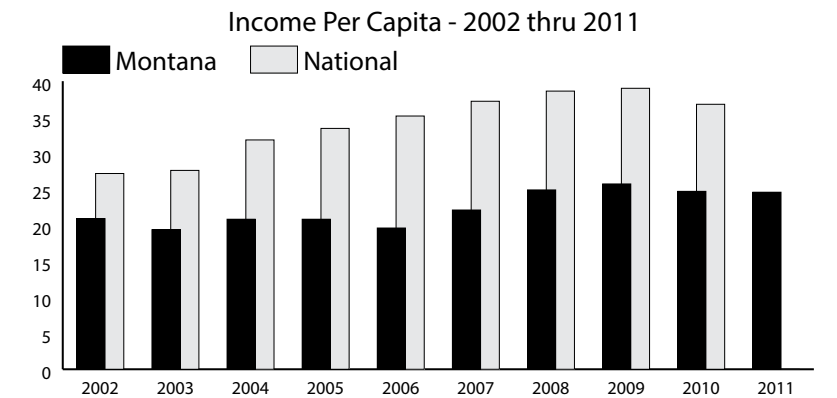
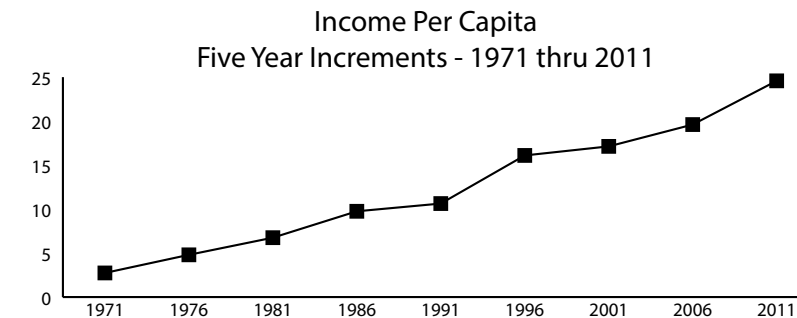
Income Per Capita relates library income to the population of the service area served. It is obtained by dividing the library's total income by the service area population. Figures shown here are based on each library's total income, which includes city, district, county, state, federal, and other income.

Factors that Influence the Measure

- Overall local economic conditions
- Changing tax base
- Demands on local government for all public services in general and library service specifically
- Community perception of the importance and value of library service
- Political climate
- Changes in the availability of state and federal grants

Interpretation and Use

Knowing the extent to which a city, district or county government is providing the financial support possible for its library is valuable information for public librarians and their boards.



General Information

county	library	registered borrowers	percent registered	branches	bookmobiles
Beaverhead	Dillon Public Library	2,698	29.18	0	0
Big Horn	Big Horn County Public Library	7,300	56.74	0	0
Blaine	Blaine County Library	1,435	36.46	0	0
	Harlem Public Library	870	34.05	0	0
Broadwater	Broadwater School and Community Library	2,170	38.67	0	0
Carbon	Bridger Public Library	984	35.19	0	0
	Joliet Public Library	790	37.89	0	0
	Red Lodge Carnegie Library	3,165	60.90	0	0
Carter	Ekalaka Public Library	193	16.64	0	0
Cascade	Belt Public Library	726	49.76	0	0
	Great Falls Public Library	36,027	46.00	0	1
	Wedsworth Memorial Library	464	29.99	0	0
Chouteau	Chouteau County Library	3,358	57.77	2	0
Custer	Miles City Public Library	3,400	29.06	0	0
Daniels	Daniels County Library	1,655	94.52	0	0
Dawson	Glendive Public Library	2,529	28.21	1	0
Deer Lodge	Hearst Free Library	3,332	35.84	0	0
Fallon	Fallon County Library	1,525	52.77	0	0
Fergus	Denton Public Library	245	43.99	0	0
	Dorothy Asbjornson Community Library	175	34.31	0	0
	Lewistown Public Library	4,400	43.89	0	0
	Moore Public Library	87	17.58	0	0
Flathead	Flathead County Library System	39,359	46.54	3	0
	Whitefish Community Library	2,861	45.01	0	0
Gallatin	Belgrade Community Library	6,460	49.85	0	0
	Bozeman Public Library	28,387	45.66	0	0
	Manhattan Community School Library	1,074	15.81	0	0
	Three Forks Community Library	999	24.38	0	0
	West Yellowstone Public Library	2,045	58.45	0	0
Garfield	Garfield County Library	697	57.79	0	0
Glacier	Glacier County Library	2,808	20.96	2	0
Granite	Drummond School . Community Library	630	36.04	0	0
	Philipsburg Public Library	409	30.71	0	0
Hill	Havre-Hill County Library	7,664	47.61	0	0
Jefferson	Jefferson County Library System	3,148	27.60	1	0
	North Jefferson County Library District	1,579	27.74	0	0
Judith Basin	Judith Basin County Free Library	812	39.19	1	0
Lake	North Lake County Public Library	10,557	66.07	0	0
	Ronan City Library	3,349	53.64	0	0
	St Ignatius School-Community Library	1,015	15.56	0	0
Lewis and Clark	Lewis and Clark Library	26,416	41.67	3	0
Liberty	Liberty County Library	1,308	55.92	0	0
Lincoln	Lincoln County Public Libraries	8,432	42.83	2	0
Madison	Madison Valley Public Library	1,886	160.24	0	0
	Sheridan Public Library	1,042	106.22	0	0
	Thompson-Hickman County Library	2,730	56.64	0	0
	Twin Bridges Public Library	745	104.34	0	0
McCone	George McCone Memorial County Library	904	52.13	0	0
Meagher	Meagher County/City Library	1,383	73.14	0	0
Mineral	Mineral County Public Library	1,937	45.87	2	0
Missoula	Missoula Public Library	75,457	69.04	6	0

General Information

county	library	registered borrowers	percent registered	branches	bookmobiles
Musselshell	Roundup School-Community Library	1,378	30.37	0	0
Park	Livingston-Park County Public Library	9,816	62.78	0	0
Petroleum	Petroleum County School-Community Library	550	111.34	0	0
Phillips	Phillips County Library	2,073	48.74	2	0
Pondera	Conrad Public Library	3,246	76.18	0	0
	Valier Public Library	877	46.35	0	0
Powder River	Henry A Malley Memorial Library	330	18.93	0	0
Powell	William K. Kohrs Memorial Library	3,377	48.06	0	0
Prairie	Prairie County Library	475	40.29	0	0
Ravalli	Bitterroot Public Library	12,687	49.60	0	0
	Darby Community Public Library	1,700	39.06	0	0
	North Valley Public Library	4,835	47.02	0	0
Richland	Sidney-Richland County Library	4,208	43.18	0	0
Roosevelt	Roosevelt County Library	3,772	36.18	3	0
Rosebud	Rosebud County Library	3,791	38.10	1	0
Sanders	Plains District Library	2,216	48.90	0	0
	Preston Hot Springs Town-County Library	291	15.17	0	0
	Thompson Falls Public Library	2,851	57.45	0	0
Sheridan	Sheridan County Library	2,658	78.55	0	0
Silver Bow	Butte-Silver Bow Public Library	10,184	29.78	1	0
Stillwater	Stillwater County Library	4,082	44.77	0	0
Sweet Grass	Carnegie Public Library	2,385	65.32	0	0
Teton	Choteau/Teton Public Library	3,560	125.88	0	0
	Dutton/Teton Public Library	372	26.09	0	0
	Fairfield/Teton Public Library	456	25.08	0	0
Toole	Toole County Library	1,811	34.02	1	0
Valley	Glasgow City-County Library	2,422	32.87	1	0
Wheatland	Harlowton Public Library	722	33.30	0	0
Wibaux	Wibaux Public Library	392	38.54	0	0
Yellowstone	Laurel Public Library	3,446	51.30	0	0
	Parmly Billings Library	59,678	42.25	0	1
Statewide Totals		464,262	46.70	32	2

“.” = Data not available because the library has not purged its files in the last three years.

Percent Registered may be greater than 100% because some libraries allow people not in their service area to register.

Top 5 Percent of Registered Borrowers

Madison Valley Public Library	160.24
Choteau/Teton Public Library	125.88
Petroleum County School-Community Library	111.34
Sheridan Public Library	106.22
Twin Bridges Public Library	104.34

Percent of Registered Borrowers by Population Group

Over 25,000	48.13
10,000 - 24,999	45.24
5,000 - 9,999	38.37
3,500 - 4,999	48.19
2,000 - 3,499	57.39
1,200 - 1,999	42.83
1,199 and Under	69.89

Staff Information

county	library	director has MLS	total FTE w/MLS	director FTE	librarian FTE	other staff	total staff	svc area pop
Beaverhead	Dillon Public Library		0.00	1.00	1.00	1.65	2.65	9,246
Big Horn	Big Horn County Public Library	Yes	1.00	1.00	1.00	3.00	4.00	12,865
Blaine	Blaine County Library		0.78	0.78	1.55	0.10	1.65	3,936
	Harlem Public Library		0.00	0.63	1.13	0.00	1.13	2,555
Broadwater	Broadwater School and Community Library		0.00	1.00	1.00	1.98	2.98	5,612
Carbon	Bridger Public Library		0.00	0.55	0.70	0.00	0.70	2,796
	Joliet Public Library		0.00	0.80	1.00	0.00	1.00	2,085
	Red Lodge Carnegie Library	Yes	1.00	1.00	1.50	0.50	2.00	5,197
Carter	Ekalaka Public Library		0.00	0.63	0.63	0.00	0.63	1,160
Cascade	Belt Public Library		0.00	0.75	0.78	0.00	0.78	1,459
	Great Falls Public Library	Yes	4.00	1.00	4.00	14.60	18.60	78,322
	Wedsworth Memorial Library		0.00	0.00	0.00	0.58	0.58	1,547
Chouteau	Chouteau County Library		0.00	1.00	3.73	0.60	4.33	5,813
Custer	Miles City Public Library		0.00	1.00	3.00	2.00	5.00	11,699
Daniels	Daniels County Library		0.00	1.00	1.88	0.00	1.88	1,751
Dawson	Glendive Public Library		0.00	0.88	1.18	1.63	2.80	8,966
Deer Lodge	Hearst Free Library		0.00	1.00	2.63	0.80	3.43	9,298
Fallon	Fallon County Library		0.00	1.00	1.00	2.25	3.25	2,890
Fergus	Denton Public Library		0.00	0.38	0.38	0.00	0.38	557
	Dorothy Asbjornson Community Library		0.00	0.35	0.35	0.05	0.40	510
	Lewistown Public Library		0.00	1.00	3.40	1.80	5.20	10,025
	Moore Public Library		0.00	0.38	0.38	0.00	0.38	495
Flathead	Flathead County Library System	Yes	6.75	1.00	10.00	17.15	27.15	84,571
	Whitefish Community Library		0.00	1.00	1.00	1.75	2.75	6,357
Gallatin	Belgrade Community Library		1.00	1.00	2.98	1.81	4.78	12,960
	Bozeman Public Library	Yes	8.30	1.00	8.30	14.68	22.98	62,164
	Manhattan Community School Library	Yes	1.00	1.00	1.00	1.50	2.50	6,792
	Three Forks Community Library		0.00	1.00	1.00	0.50	1.50	4,097
	West Yellowstone Public Library		0.00	1.00	2.00	0.00	2.00	3,499
Garfield	Garfield County Library		0.00	0.53	0.53	0.00	0.53	1,206
Glacier	Glacier County Library		0.00	0.95	1.65	1.88	3.53	13,399
Granite	Drummond School . Community Library		0.00	0.40	0.40	0.25	0.65	1,748
	Philipsburg Public Library		0.00	0.38	0.38	0.03	0.40	1,332
Hill	Havre-Hill County Library		0.00	1.00	3.80	1.40	5.20	16,096
Jefferson	Jefferson County Library System		0.00	0.00	2.00	1.35	3.35	11,406
	North Jefferson County Library District		0.00	0.00	1.00	0.75	1.75	5,693
Judith Basin	Judith Basin County Free Library		0.00	1.00	1.60	0.43	2.03	2,072
Lake	North Lake County Public Library		0.00	1.00	5.45	1.70	7.15	15,978
	Ronan City Library	Yes	1.00	1.00	1.00	0.78	1.78	6,244
	St Ignatius School-Community Library		0.00	0.50	0.50	1.78	2.28	6,524
Lewis and Clark	Lewis and Clark Library	Yes	10.50	1.00	13.05	20.88	33.93	63,395
Liberty	Liberty County Library		0.00	1.00	1.00	0.98	1.98	2,339
Lincoln	Lincoln County Public Libraries		2.00	1.00	5.60	0.78	6.38	19,687
Madison	Madison Valley Public Library		0.00	1.00	1.50	1.00	2.50	1,177
	Sheridan Public Library		0.00	1.00	1.00	0.00	1.00	981
	Thompson-Hickman County Library		0.88	1.00	1.88	0.38	2.26	4,820
	Twin Bridges Public Library		0.00	0.75	1.25	0.10	1.35	714
McCone	George McCone Memorial County Library		0.00	0.75	0.75	0.50	1.25	1,734
Meagher	Meagher County/City Library		0.15	1.00	1.00	0.25	1.25	1,891
Mineral	Mineral County Public Library		0.00	0.70	1.18	0.90	2.08	4,223
Missoula	Missoula Public Library	Yes	9.13	1.00	12.63	34.90	47.53	109,299

Staff Information

county	library	director has MLS	total FTE w/MLS	director FTE	librarian FTE	other staff	total staff	svc area pop
Musselshell	Roundup School-Community Library	Yes	1.00	1.00	1.73	0.00	1.73	4,538
Park	Livingston-Park County Public Library	Yes	2.00	1.00	5.00	2.38	7.38	15,636
Petroleum	Petroleum County School-Community Library		0.00	0.23	0.78	0.50	1.28	494
Phillips	Phillips County Library		0.00	1.00	1.25	1.03	2.28	4,253
Pondera	Conrad Public Library		0.00	1.00	2.75	0.00	2.75	4,261
	Valier Public Library		0.00	0.88	0.88	0.00	0.88	1,892
Powder River	Henry A Malley Memorial Library		0.00	0.55	0.55	0.55	1.10	1,743
Powell	William K. Kohrs Memorial Library		0.00	0.90	1.40	0.50	1.90	7,027
Prairie	Prairie County Library		0.00	0.70	0.70	0.13	0.83	1,179
Ravalli	Bitterroot Public Library	Yes	1.00	1.00	3.00	4.20	7.20	25,577
	Darby Community Public Library		0.00	1.00	1.00	0.65	1.65	4,352
	North Valley Public Library	Yes	1.00	1.00	4.08	1.00	5.08	10,283
Richland	Sidney-Richland County Library		0.00	1.00	3.00	1.00	4.00	9,746
Roosevelt	Roosevelt County Library		0.00	1.00	5.30	0.53	5.83	10,425
Rosebud	Rosebud County Library		0.00	1.00	5.55	0.00	5.55	9,951
Sanders	Plains District Library		0.00	0.78	0.78	0.78	1.56	4,532
	Preston Hot Springs Town-County Library		0.00	0.50	0.50	0.50	1.00	1,918
	Thompson Falls Public Library		0.00	1.00	1.00	1.15	2.15	4,963
Sheridan	Sheridan County Library		0.00	1.00	2.25	0.00	2.25	3,384
Silver Bow	Butte-Silver Bow Public Library	Yes	2.75	1.00	7.00	7.13	14.13	34,200
Stillwater	Stillwater County Library		0.00	1.00	2.00	1.00	3.00	9,117
Sweet Grass	Carnegie Public Library		0.00	1.00	1.00	1.00	2.00	3,651
Teton	Choteau/Teton Public Library		0.00	0.50	1.12	0.57	1.69	2,828
	Dutton/Teton Public Library	Yes	0.50	0.50	0.60	0.33	0.93	1,426
	Fairfield/Teton Public Library		0.00	0.50	0.50	0.25	0.75	1,818
Toole	Toole County Library		0.25	1.00	1.73	0.20	1.93	5,324
Valley	Glasgow City-County Library	Yes	0.00	1.00	1.15	1.00	2.15	7,369
Wheatland	Harlowton Public Library		0.00	0.88	0.88	0.40	1.28	2,168
Wibaux	Wibaux Public Library		0.00	0.60	0.60	0.83	1.43	1,017
Yellowstone	Laurel Public Library		0.00	1.00	2.23	1.12	3.35	6,718
	Parmly Billings Library	Yes	9.00	1.00	13.00	18.70	31.70	141,254
Statewide Totals			64.99	67.57	190.88	187.31	378.19	994,226

Salaries

population category	position	high	low
1,199 and Under			
	Library Director	103,064	41,600
	Assistant Director	66,227	43,493
	Branch Librarian	42,848	28,309
	Digital Initiatives Librarian	30,181	30,181
	Information Services Manager	44,949	42,037
	Acquisitions/Periodicals	34,549	34,549
	Administration	50,835	50,835
	Administrative Assistant	37,960	24,190
	Adult Services Librarian	44,949	44,949
	Bookmobile Librarian	44,096	44,096
	Business Manager	49,005	40,789
	Cataloger	51,688	46,800
	Cataloging Technician	37,731	37,731
	Chief Financial Officer	59,238	59,238
	Circulation Clerk	36,275	20,758
	Circulation Librarian	51,459	21,382
	Circulation Supervisor	40,414	33,821
	Collection Management Librarian	51,646	41,038
	Coordinator of Volunteer Services	39,686	39,686
	Custodian	33,197	24,690
	Interlibrary Loan Librarian	46,800	26,312
	Interlibrary Loan Technician	36,088	22,090
	Librarian	38,875	34,944
	Library Aide	23,525	19,739
	Library Assistant	33,010	20,779
	Library Associate	28,392	25,126
	Library Clerk	24,315	18,720
	Library Page	20,904	16,224
	Library Specialist	32,074	25,709
	Library Technician	35,256	23,400
	Network Manager	54,891	53,914
	Outreach Librarian	46,800	46,800
	Public Services Librarian	38,189	38,189
	Reference Librarian	56,742	28,142
	Senior Librarian	42,744	42,744
	Substitute Librarian	30,451	20,779
	Systems Librarian	46,800	46,800
	Systems Specialist	34,133	34,133
	Technical Services and Systems Supervisor	49,234	49,234
	Technical Services Assistant	31,013	27,768
	Technical Services Clerk	26,062	19,760
	Technical Services Director	30,181	30,181
	Technical Services Librarian	48,069	48,069
	Technical Services Technician	33,779	26,603
	Technology Librarian	41,038	41,038
	Web Developer/Database Specialist	39,749	39,749
	Youth Services Librarian	51,646	26,686

1,200 - 1,999			
	Library Director	49,733	33,467
	Assistant Director	29,994	29,994
	Branch Librarian	30,181	30,181
	Administrative Assistant	27,123	23,338
	Adult Basic Education Teacher	32,178	32,178
	Adult Services Librarian	41,600	39,250
	Archivist	32,448	32,448
	Assistant Librarian	26,333	26,333
	Cataloger	32,656	32,656
	Circulation Clerk	25,626	15,496
	Circulation Librarian	28,142	19,802
	Circulation Supervisor	19,677	19,677

Salaries

population category	position	high	low
	Collection Management Librarian	28,870	24,544
	Information Services Librarian	22,942	22,942
	Interlibrary Loan Librarian	23,733	23,733
	Interlibrary Loan Technician	39,000	39,000
	Librarian	25,688	25,688
	Library Aide	16,058	16,058
	Library Assistant	29,266	17,680
	Library Associate	23,338	23,338
	Library Clerk	16,370	15,662
	Library Page	16,307	16,058
	Library Staff Member	30,742	18,138
	Network Manager	33,176	33,176
	Public Services Librarian	31,512	16,640
	Systems Administrator	29,890	29,890
	Technical Services Assistant	24,731	24,731
	Technical Services Librarian	25,813	25,813
	Technology Librarian	30,992	30,992
	Youth Services Librarian	34,008	21,840
	Youth Worker	14,872	14,872

2,000 - 3,499			
	Library Director	50,190	25,792
	Assistant Director	26,936	19,469
	Community Librarian	16,640	16,640
	Assistant Librarian	26,208	17,555
	Cataloger	17,846	17,846
	Cataloging Technician	24,419	24,419
	Circulation Clerk	17,306	16,640
	Circulation Librarian	29,370	29,370
	Custodian	19,427	19,427
	Interlibrary Loan Technician	19,427	19,427
	Library Aide	28,475	16,224
	Library Assistant	35,069	12,792
	Library Clerk	25,563	18,720
	Library Specialist	14,040	14,040
	Library Technician	26,998	26,998
	Substitute Librarian	16,640	16,640
	Systems Administrator	25,438	25,438
	Youth Services Librarian	23,920	23,920

3,500 - 4,999			
	Library Director	72,800	20,592
	Assistant Director	20,051	20,051
	Community Librarian	17,160	17,160
	Assistant Librarian	31,325	16,640
	Circulation Librarian	15,080	15,080
	Custodian	14,040	14,040
	Information Systems Technician	35,755	35,755
	Librarian	58,781	15,912
	Library Aide	24,690	15,350
	Library Assistant	17,160	16,744
	Library Clerk	22,006	14,560
	Library Staff Member	20,800	20,800
	Substitute Librarian	15,080	15,080
	Youth Services Librarian	17,826	17,826

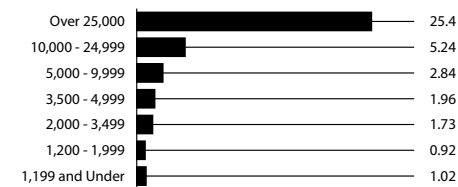
Salaries

population category	position	high	low
5,000 - 9,999			
	Library Director	43,514	22,880
	Assistant Librarian	29,120	16,931
	Circulation Librarian	22,360	22,360
	Librarian	23,941	23,941
	Library Aide	29,411	16,536
	Library Assistant	16,640	16,640
	Library Staff Member	15,080	15,080
	Technical Services Director	21,736	21,736
	Youth Services Librarian	19,198	19,198

10,000 - 24,999			
	Library Director	25,896	14,560
	Academy Director	15,704	15,704
	Administrative Assistant	19,760	19,760
	Assistant Librarian	25,168	15,413
	Library Aide	16,640	16,640
	Library Assistant	16,120	14,560
	Library Clerk	18,741	16,640
	Substitute Librarian	15,080	15,080

Over 25,000			
	Library Director	26,541	15,080
	Library Director	29,120	27,622
	Assistant Director	17,784	15,080
	Branch Librarian	42,848	12,480
	School Librarian	83,200	83,200
	Assistant Librarian	19,240	14,040
	Assistant Librarian	21,320	19,115
	Circulation Clerk	15,080	15,080
	Custodian	15,371	15,371
	Custodian	17,160	17,160
	Librarian	27,435	27,435
	Librarian	23,504	15,600
	Library Aide	16,640	15,080
	Library Aide	23,525	18,491
	Library Assistant	15,600	15,600
	Library Assistant	15,080	15,080
	Library Clerk	25,334	17,098
	Library Page	17,909	17,909
	Library Staff Member	26,000	14,352
	Library Technician	25,688	25,688
	Photograph Archivist	14,040	14,040
	Substitute Librarian	15,080	15,080
	Substitute Librarian	15,080	15,080

Total Average Employees by Service Area Population



Average Salary Per Population Group

Over 25,000	32,066
10,000 - 24,999	23,781
5,000 - 9,999	24,356
3,500 - 4,999	24,524
2,000 - 3,499	26,673
1,200 - 1,999	19,092
1,199 and Under	22,553

Statewide Mean for Yearly Salaries

position	number of positions reported	mean yearly salary
Academy Director	1	15,704
Acquisitions/Periodicals	1	34,549
Administration	1	50,835
Administrative Assistant	3	31,396
Adult Basic Education Teacher	1	32,178
Adult Services Librarian	2	44,949
Archivist	1	32,448
Assistant Director	5	54,860
Assistant Librarian	7	26,333
Bookmobile Librarian	1	44,096
Branch Librarian	3	35,890
Business Manager	1	44,897
Cataloger	3	49,244
Cataloging Technician	2	37,731
Chief Financial Officer	1	59,238
Circulation Clerk	4	25,824
Circulation Librarian	5	32,107
Circulation Supervisor	2	37,118
Collection Management Librarian	2	46,342
Community Librarian	2	16,640
Coordinator of Volunteer Services	1	39,686
Custodian	5	29,765
Digital Initiatives Librarian	1	30,181
Information Services Librarian	1	22,942
Information Services Manager	1	43,493
Information Systems Technician	1	35,755
Interlibrary Loan Librarian	2	33,751
Interlibrary Loan Technician	3	28,288
Librarian	6	36,910
Library Aide	8	21,536
Library Assistant	8	26,828
Library Associate	2	26,775
Library Clerk	6	21,965
Library Director	8	71,014
Library Page	3	18,246
Library Specialist	2	28,350
Library Staff Member	4	23,005
Library Technician	3	25,445
Network Manager	2	54,402
Outreach Librarian	1	46,800
Photograph Archivist	1	14,040
Public Services Librarian	2	38,189
Reference Librarian	1	38,705
School Librarian	1	83,200
Senior Librarian	1	42,744
Substitute Librarian	6	24,142
Systems Administrator	2	29,890
Systems Librarian	1	46,800
Systems Specialist	1	34,133
Technical Services and Systems Supervisor	1	49,234
Technical Services Assistant	2	29,390
Technical Services Clerk	1	22,194
Technical Services Director	2	30,181
Technical Services Librarian	2	48,069
Technical Services Technician	1	30,987
Technology Librarian	2	41,038
Web Developer/Database Specialist	1	39,749
Youth Services Librarian	5	39,203
Youth Worker	1	14,872

Library Income

county	library	city/district	Local Income		State Income
			county	local total	coal severance
Beaverhead	Dillon Public Library	74,468	36,000	110,468	1,480
Big Horn	Big Horn County Public Library	0	292,208	292,208	1,554
Blaine	Blaine County Library	0	119,950	119,950	1,708
	Harlem Public Library	0	79,850	79,850	1,708
Broadwater	Broadwater School and Community Library	0	52,434	52,434	1,480
Carbon	Bridger Public Library	0	70,748	70,748	1,522
	Joliet Public Library	2,000	50,470	52,470	1,479
	Red Lodge Carnegie Library	34,227	93,174	127,401	1,529
Carter	Ekalaka Public Library	14,858	7,000	21,858	1,409
Cascade	Belt Public Library	1,000	25,344	26,344	1,708
	Great Falls Public Library	1,098,994	177,000	1,275,994	1,708
	Wedsworth Memorial Library	0	13,000	13,000	1,708
Chouteau	Chouteau County Library	0	195,145	195,145	1,808
Custer	Miles City Public Library	274,632	37,888	312,520	4,903
Daniels	Daniels County Library	0	70,294	70,294	3,011
Dawson	Glendive Public Library	0	211,000	211,000	1,409
Deer Lodge	Hearst Free Library	0	163,625	163,625	1,480
Fallon	Fallon County Library	318,949	0	318,949	1,409
Fergus	Denton Public Library	10,200	3,000	13,200	1,686
	Dorothy Asbjornson Community Library	3,900	3,182	7,082	1,685
	Lewistown Public Library	184,596	43,073	227,669	1,609
	Moore Public Library	0	16,849	16,849	1,603
Flathead	Flathead County Library System	11	1,326,746	1,326,757	2,549
	Whitefish Community Library	127,615	0	127,615	0
Gallatin	Belgrade Community Library	145,638	111,673	257,311	1,480
	Bozeman Public Library	1,026,829	499,964	1,526,793	1,480
	Manhattan Community School Library	100,688	43,975	144,663	1,480
	Three Forks Community Library	19,303	43,525	62,828	1,480
	West Yellowstone Public Library	54,178	45,422	99,600	1,480
Garfield	Garfield County Library	0	27,000	27,000	1,409
Glacier	Glacier County Library	0	273,768	273,768	1,708
Granite	Drummond School . Community Library	0	29,500	29,500	1,480
	Philipsburg Public Library	20,348	0	20,348	1,480
Hill	Havre-Hill County Library	148,230	121,280	269,510	1,708
Jefferson	Jefferson County Library System	8,295	139,888	148,183	1,480
	North Jefferson County Library District	142,859	0	142,859	1,480
Judith Basin	Judith Basin County Free Library	0	40,026	40,026	1,655
Lake	North Lake County Public Library	376,848	0	376,848	2,549
	Ronan City Library	15,882	11,058	26,940	2,549
	St Ignatius School-Community Library	500	7,490	7,990	2,549
Lewis and Clark	Lewis and Clark Library	0	2,680,669	2,680,669	7,180
Liberty	Liberty County Library	0	93,741	93,741	1,708
Lincoln	Lincoln County Public Libraries	0	359,671	359,671	2,549
Madison	Madison Valley Public Library	98,183	37,076	135,259	1,480
	Sheridan Public Library	15,491	37,093	52,584	1,480
	Thompson-Hickman County Library	600	111,279	111,879	1,480
	Twin Bridges Public Library	4,000	37,093	41,093	1,480
McCone	George McCone Memorial County Library	0	58,093	58,093	1,409
Meagher	Meagher County/City Library	8,928	55,193	64,121	1,480
Mineral	Mineral County Public Library	0	50,052	50,052	2,549
Missoula	Missoula Public Library	0	2,506,688	2,506,688	10,558

Library Income

State Income							
per capita/sq mile	interlibrary loans	state total	federal income	other income	grand total income	svc area pop	per capita
1,340	0	2,820	0	8,271	121,559	9,246	13.15
1,618	0	3,172	0	0	295,380	12,865	22.96
589	0	2,297	0	624	122,871	3,936	31.22
382	0	2,090	0	825	82,765	2,555	32.39
616	0	2,096	0	12,357	66,887	5,612	11.92
305	0	1,826	0	0	72,574	2,796	25.96
227	0	1,706	0	2,030	56,206	2,085	26.96
567	0	2,095	0	8,921	138,417	5,197	26.63
408	0	1,817	0	4,847	28,522	1,160	24.59
137	0	1,845	0	100	28,289	1,459	19.39
7,331	0	9,039	1,000	229,652	1,515,685	78,322	19.35
145	0	1,853	0	3,165	18,018	1,547	11.65
887	0	2,695	0	0	197,840	5,813	34.03
1,403	0	6,306	0	0	318,826	11,699	27.25
288	0	3,299	0	577	74,170	1,751	42.36
1,027	0	2,436	0	0	213,436	8,966	23.81
909	0	2,389	0	85,327	251,341	9,298	27.03
409	0	1,818	0	6,120	326,887	2,890	113.11
69	0	1,755	0	200	15,155	557	27.21
64	0	1,748	0	6,611	15,441	510	30.28
1,248	0	2,857	0	52,000	282,526	10,025	28.18
62	0	1,664	0	80	18,593	495	37.56
8,091	0	10,640	11	142,259	1,479,667	84,571	17.50
0	0	0	0	29,087	156,702	6,357	24.65
1,204	0	2,684	0	29,855	289,850	12,960	22.36
5,776	0	7,256	16,483	8,500	1,559,032	62,164	25.08
674	0	2,154	0	1,027	147,844	6,792	21.77
381	0	1,861	0	23,692	88,381	4,097	21.57
325	0	1,805	0	13,745	115,150	3,499	32.91
532	0	1,941	0	3,154	32,095	1,206	26.61
1,485	0	3,193	0	0	276,961	13,399	20.67
269	0	1,749	0	1,749	32,998	1,748	18.88
166	0	1,646	0	1,646	23,640	1,332	17.75
1,721	0	3,429	0	200	273,139	16,096	16.97
583	0	2,063	0	5,383	155,629	11,406	13.64
600	0	2,080	0	1,580	146,519	5,693	25.74
357	0	2,012	0	25,118	67,156	2,072	32.41
1,537	0	4,086	32,363	66,355	479,652	15,978	30.02
580	0	3,129	18,925	15,953	64,947	6,244	10.40
623	0	3,172	0	1,550	12,712	6,524	1.95
6,057	0	13,237	0	149,135	2,843,041	63,395	44.85
341	0	2,049	0	0	95,790	2,339	40.95
2,111	0	4,660	0	8,000	372,331	19,687	18.91
156	0	1,636	0	9,600	146,495	1,177	124.47
130	0	1,610	0	1,733	55,927	981	57.01
640	0	2,120	0	1,326	115,325	4,820	23.93
95	0	1,575	0	5,602	48,270	714	67.60
397	0	1,806	0	0	59,899	1,734	34.54
388	0	1,868	0	786	66,775	1,891	35.31
493	0	3,042	0	15,907	69,001	4,223	16.34
10,138	0	20,696	88,759	97,000	2,713,143	109,299	24.82

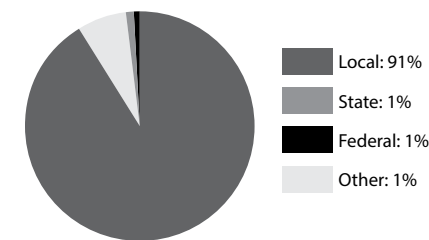
Library Income

county	library	city/district	Local Income		State Income
			county	local total	coal severance
Musselshell	Roundup School-Community Library	98,000	6,000	104,000	1,545
Park	Livingston-Park County Public Library	148,614	241,829	390,443	1,480
Petroleum	Petroleum County School-Community Library	15,050	10,054	25,104	1,632
Phillips	Phillips County Library	0	96,340	96,340	5,212
Pondera	Conrad Public Library	23,008	87,588	110,596	1,708
	Valier Public Library	0	59,543	59,543	1,708
Powder River	Henry A Malley Memorial Library	75,727	0	75,727	1,409
Powell	William K. Kohrs Memorial Library	57,415	0	57,415	1,480
Prairie	Prairie County Library	0	37,791	37,791	1,409
Ravalli	Bitterroot Public Library	357,720	10,663	368,383	2,549
	Darby Community Public Library	53,880	0	53,880	2,549
	North Valley Public Library	291,095	0	291,095	2,549
Richland	Sidney-Richland County Library	100,000	171,250	271,250	1,409
Roosevelt	Roosevelt County Library	26,223	333,395	359,618	3,011
Rosebud	Rosebud County Library	0	162,838	162,838	2,818
Sanders	Plains District Library	8,248	86,039	94,287	2,549
	Preston Hot Springs Town-County Library	0	29,893	29,893	2,549
	Thompson Falls Public Library	72,342	10,150	82,492	2,549
Sheridan	Sheridan County Library	0	146,760	146,760	3,011
Silver Bow	Butte-Silver Bow Public Library	856,313	0	856,313	1,480
Stillwater	Stillwater County Library	0	144,753	144,753	1,467
Sweet Grass	Carnegie Public Library	60,540	40,359	100,899	9,159
Teton	Choteau/Teton Public Library	12,675	69,099	81,774	1,708
	Dutton/Teton Public Library	4,251	29,761	34,012	1,708
	Fairfield/Teton Public Library	4,455	26,239	30,694	3,208
Toole	Toole County Library	0	131,860	131,860	1,708
Valley	Glasgow City-County Library	31,007	149,030	180,037	3,011
Wheatland	Harlowton Public Library	48,873	8,963	57,836	1,519
Wibaux	Wibaux Public Library	0	72,074	72,074	1,409
Yellowstone	Laurel Public Library	186,957	0	186,957	1,466
	Parmly Billings Library	2,043,261	687,123	2,730,384	1,465
Statewide Totals		8,907,904	13,358,591	22,266,495	175,372

Library Income

State Income							
per capita/sq mile	interlibrary loans	state total	federal income	other income	grand total income	svc area pop	per capita
580	0	2,125	0	1,385	107,510	4,538	23.69
1,657	0	3,137	0	17,627	411,207	15,636	26.30
195	0	1,826	0	4,243	31,173	494	63.10
851	0	6,063	0	2,087	104,490	4,253	24.57
488	0	2,196	0	1,850	114,642	4,261	26.90
217	0	1,925	0	0	61,468	1,892	32.49
457	0	1,866	0	6,195	83,788	1,743	48.07
847	0	2,327	0	25,813	85,555	7,027	12.18
264	0	1,673	0	1,171	40,635	1,179	34.47
2,378	0	4,926	0	111,343	484,652	25,577	18.95
519	0	3,068	0	32,071	89,019	4,352	20.45
963	0	3,512	0	46,322	340,929	10,283	33.15
1,072	0	2,481	1,412	13,414	288,557	9,746	29.61
1,158	0	4,169	0	15,177	378,964	10,425	36.35
1,291	0	4,109	12,370	21,948	201,265	9,951	20.23
487	0	3,036	0	813	98,136	4,532	21.65
232	0	2,781	0	270	32,944	1,918	17.18
565	0	3,114	0	9,888	95,494	4,963	19.24
459	0	3,470	0	3,181	153,411	3,384	45.33
3,164	0	4,644	0	8,466	869,423	34,200	25.42
989	0	2,455	2,455	3,411	153,074	9,117	16.79
499	0	9,658	1,862	4,000	116,419	3,651	31.89
352	0	2,060	0	12,590	96,424	2,828	34.10
178	0	1,886	1,708	2,054	39,660	1,426	27.81
226	0	3,434	0	4,750	38,878	1,818	21.39
655	0	2,363	0	1,838	136,061	5,324	25.56
1,113	0	4,124	0	0	184,161	7,369	24.99
325	0	1,844	0	4,242	63,922	2,168	29.48
173	0	1,582	0	1,214	74,870	1,017	73.62
620	0	2,085	0	3,104	192,146	6,718	28.60
13,026	0	14,490	0	270,426	3,015,300	141,254	21.35
101,881	0	277,253	177,348	1,712,542	24,433,638	994,226	24.58

Statewide Income



Top 5: Income Per Capita

Madison Valley Public Library	124.47
Fallon County Library	113.11
Wibaux Public Library	73.62
Twin Bridges Public Library	67.60
Petroleum County School-Community Library	63.10

Library Income by Service Area Population

county	library	city/district	Local Income		State Income
			county	local total	coal severance
Over 25,000					
Ravalli	Bitterroot Public Library	357,720	10,663	368,383	2,549
Gallatin	Bozeman Public Library	1,026,829	499,964	1,526,793	1,480
Silver Bow	Butte-Silver Bow Public Library	856,313	0	856,313	1,480
Flathead	Flathead County Library System	11	1,326,746	1,326,757	2,549
Cascade	Great Falls Public Library	1,098,994	177,000	1,275,994	1,708
Lewis and Clark	Lewis and Clark Library	0	2,680,669	2,680,669	7,180
Missoula	Missoula Public Library	0	2,506,688	2,506,688	10,558
Yellowstone	Parmly Billings Library	2,043,261	687,123	2,730,384	1,465
		5,383,128	7,888,853	13,271,981	28,968

10,000 - 24,999

Gallatin	Belgrade Community Library	145,638	111,673	257,311	1,480
Big Horn	Big Horn County Public Library	0	292,208	292,208	1,554
Glacier	Glacier County Library	0	273,768	273,768	1,708
Hill	Havre-Hill County Library	148,230	121,280	269,510	1,708
Jefferson	Jefferson County Library System	8,295	139,888	148,183	1,480
Fergus	Lewistown Public Library	184,596	43,073	227,669	1,609
Lincoln	Lincoln County Public Libraries	0	359,671	359,671	2,549
Park	Livingston-Park County Public Library	148,614	241,829	390,443	1,480
Custer	Miles City Public Library	274,632	37,888	312,520	4,903
Lake	North Lake County Public Library	376,848	0	376,848	2,549
Ravalli	North Valley Public Library	291,095	0	291,095	2,549
Roosevelt	Roosevelt County Library	26,223	333,395	359,618	3,011
		1,604,171	1,954,673	3,558,844	26,579

5,000 - 9,999

Broadwater	Broadwater School and Community Library	0	52,434	52,434	1,480
Chouteau	Chouteau County Library	0	195,145	195,145	1,808
Beaverhead	Dillon Public Library	74,468	36,000	110,468	1,480
Valley	Glasgow City-County Library	31,007	149,030	180,037	3,011
Dawson	Glendive Public Library	0	211,000	211,000	1,409
Deer Lodge	Hearst Free Library	0	163,625	163,625	1,480
Yellowstone	Laurel Public Library	186,957	0	186,957	1,466
Gallatin	Manhattan Community School Library	100,688	43,975	144,663	1,480
Jefferson	North Jefferson County Library District	142,859	0	142,859	1,480
Carbon	Red Lodge Carnegie Library	34,227	93,174	127,401	1,529
Lake	Ronan City Library	15,882	11,058	26,940	2,549
Rosebud	Rosebud County Library	0	162,838	162,838	2,818
Richland	Sidney-Richland County Library	100,000	171,250	271,250	1,409
Lake	St Ignatius School-Community Library	500	7,490	7,990	2,549
Stillwater	Stillwater County Library	0	144,753	144,753	1,467
Toole	Toole County Library	0	131,860	131,860	1,708
Flathead	Whitefish Community Library	127,615	0	127,615	0
Powell	William K. Kohrs Memorial Library	57,415	0	57,415	1,480
		871,618	1,573,632	2,445,250	30,602

3,500 - 4,999

Blaine	Blaine County Library	0	119,950	119,950	1,708
Sweet Grass	Carnegie Public Library	60,540	40,359	100,899	9,159
Pondera	Conrad Public Library	23,008	87,588	110,596	1,708
Ravalli	Darby Community Public Library	53,880	0	53,880	2,549
Mineral	Mineral County Public Library	0	50,052	50,052	2,549
Phillips	Phillips County Library	0	96,340	96,340	5,212
Sanders	Plains District Library	8,248	86,039	94,287	2,549
Musselshell	Roundup School-Community Library	98,000	6,000	104,000	1,545
Sanders	Thompson Falls Public Library	72,342	10,150	82,492	2,549
Madison	Thompson-Hickman County Library	600	111,279	111,879	1,480
Gallatin	Three Forks Community Library	19,303	43,525	62,828	1,480
		335,921	651,282	987,203	32,488

Library Income by Service Area Population

per capita/sq mile	State Income					svc area pop	per capita
	interlibrary loans	state total	federal income	other income	grand total income		
Over 25,000							
2,378	0	4,926	0	111,343	484,652	25,577	18.95
5,776	0	7,256	16,483	8,500	1,559,032	62,164	25.08
3,164	0	4,644	0	8,466	869,423	34,200	25.42
8,091	0	10,640	11	142,259	1,479,667	84,571	17.50
7,331	0	9,039	1,000	229,652	1,515,685	78,322	19.35
6,057	0	13,237	0	149,135	2,843,041	63,395	44.85
10,138	0	20,696	88,759	97,000	2,713,143	109,299	24.82
13,026	0	14,490	0	270,426	3,015,300	141,254	21.35
55,961	0	84,929	106,253	1,016,781	14,479,944	598,782	24.18

10,000 - 24,999

1,204	0	2,684	0	29,855	289,850	12,960	22.36
1,618	0	3,172	0	0	295,380	12,865	22.96
1,485	0	3,193	0	0	276,961	13,399	20.67
1,721	0	3,429	0	200	273,139	16,096	16.97
583	0	2,063	0	5,383	155,629	11,406	13.64
1,248	0	2,857	0	52,000	282,526	10,025	28.18
2,111	0	4,660	0	8,000	372,331	19,687	18.91
1,657	0	3,137	0	17,627	411,207	15,636	26.30
1,403	0	6,306	0	0	318,826	11,699	27.25
1,537	0	4,086	32,363	66,355	479,652	15,978	30.02
963	0	3,512	0	46,322	340,929	10,283	33.15
1,158	0	4,169	0	15,177	378,964	10,425	36.35
16,689	0	43,268	32,363	240,919	3,875,394	160,459	24.15

5,000 - 9,999

616	0	2,096	0	12,357	66,887	5,612	11.92
887	0	2,695	0	0	197,840	5,813	34.03
1,340	0	2,820	0	8,271	121,559	9,246	13.15
1,113	0	4,124	0	0	184,161	7,369	24.99
1,027	0	2,436	0	0	213,436	8,966	23.81
909	0	2,389	0	85,327	251,341	9,298	27.03
620	0	2,085	0	3,104	192,146	6,718	28.60
674	0	2,154	0	1,027	147,844	6,792	21.77
600	0	2,080	0	1,580	146,519	5,693	25.74
567	0	2,095	0	8,921	138,417	5,197	26.63
580	0	3,129	18,925	15,953	64,947	6,244	10.40
1,291	0	4,109	12,370	21,948	201,265	9,951	20.23
1,072	0	2,481	1,412	13,414	288,557	9,746	29.61
623	0	3,172	0	1,550	12,712	6,524	1.95
989	0	2,455	2,455	3,411	153,074	9,117	16.79
655	0	2,363	0	1,838	136,061	5,324	25.56
0	0	0	0	29,087	156,702	6,357	24.65
847	0	2,327	0	25,813	85,555	7,027	12.18
14,410	0	45,012	35,162	233,601	2,759,025	130,994	21.06

3,500 - 4,999

589	0	2,297	0	624	122,871	3,936	31.22
499	0	9,658	1,862	4,000	116,419	3,651	31.89
488	0	2,196	0	1,850	114,642	4,261	26.90
519	0	3,068	0	32,071	89,019	4,352	20.45
493	0	3,042	0	15,907	69,001	4,223	16.34
851	0	6,063	0	2,087	104,490	4,253	24.57
487	0	3,036	0	813	98,136	4,532	21.65
580	0	2,125	0	1,385	107,510	4,538	23.69
565	0	3,114	0	9,888	95,494	4,963	19.24
640	0	2,120	0	1,326	115,325	4,820	23.93
381	0	1,861	0	23,692	88,381	4,097	21.57
6,092	0	38,579	1,862	93,643	1,121,287	47,626	23.54

Library Income by Service Area Population

county	library	city/district	Local Income		State Income
			county	local total	coal severance
2,000 - 3,499					
Carbon	Bridger Public Library	0	70,748	70,748	1,522
Teton	Choteau/Teton Public Library	12,675	69,099	81,774	1,708
Fallon	Fallon County Library	318,949	0	318,949	1,409
Blaine	Harlem Public Library	0	79,850	79,850	1,708
Wheatland	Harlowton Public Library	48,873	8,963	57,836	1,519
Carbon	Joliet Public Library	2,000	50,470	52,470	1,479
Judith Basin	Judith Basin County Free Library	0	40,026	40,026	1,655
Liberty	Liberty County Library	0	93,741	93,741	1,708
Sheridan	Sheridan County Library	0	146,760	146,760	3,011
Gallatin	West Yellowstone Public Library	54,178	45,422	99,600	1,480
		436,675	605,079	1,041,754	17,197
1,200 - 1,999					
Cascade	Belt Public Library	1,000	25,344	26,344	1,708
Daniels	Daniels County Library	0	70,294	70,294	3,011
Granite	Drummond School . Community Library	0	29,500	29,500	1,480
Teton	Dutton/Teton Public Library	4,251	29,761	34,012	1,708
Teton	Fairfield/Teton Public Library	4,455	26,239	30,694	3,208
Garfield	Garfield County Library	0	27,000	27,000	1,409
McCone	George McCone Memorial County Library	0	58,093	58,093	1,409
Powder River	Henry A Malley Memorial Library	75,727	0	75,727	1,409
Meagher	Meagher County/City Library	8,928	55,193	64,121	1,480
Granite	Philipsburg Public Library	20,348	0	20,348	1,480
Sanders	Preston Hot Springs Town-County Library	0	29,893	29,893	2,549
Pondera	Valier Public Library	0	59,543	59,543	1,708
Cascade	Wedsworth Memorial Library	0	13,000	13,000	1,708
		114,709	423,860	538,569	24,267
1,199 and Under					
Fergus	Denton Public Library	10,200	3,000	13,200	1,686
Fergus	Dorothy Asbjornson Community Library	3,900	3,182	7,082	1,685
Carter	Ekalaka Public Library	14,858	7,000	21,858	1,409
Madison	Madison Valley Public Library	98,183	37,076	135,259	1,480
Fergus	Moore Public Library	0	16,849	16,849	1,603
Petroleum	Petroleum County School-Community Library	15,050	10,054	25,104	1,632
Prairie	Prairie County Library	0	37,791	37,791	1,409
Madison	Sheridan Public Library	15,491	37,093	52,584	1,480
Madison	Twin Bridges Public Library	4,000	37,093	41,093	1,480
Wibaux	Wibaux Public Library	0	72,074	72,074	1,409
		161,682	261,212	422,894	15,271
		8,907,904	13,358,591	22,266,495	175,372

Average Local Income Per Capita by Service Area Population



Average State Income Per Capita by Service Area Population



Library Income by Service Area Population

per capita/sq mile	State Income				grand total income	svc area pop	per capita
	interlibrary loans	state total	federal income	other income			
2,000 - 3,499							
305	0	1,826	0	0	72,574	2,796	25.96
352	0	2,060	0	12,590	96,424	2,828	34.10
409	0	1,818	0	6,120	326,887	2,890	113.11
382	0	2,090	0	825	82,765	2,555	32.39
325	0	1,844	0	4,242	63,922	2,168	29.48
227	0	1,706	0	2,030	56,206	2,085	26.96
357	0	2,012	0	25,118	67,156	2,072	32.41
341	0	2,049	0	0	95,790	2,339	40.95
459	0	3,470	0	3,181	153,411	3,384	45.33
325	0	1,805	0	13,745	115,150	3,499	32.91
3,483	0	20,680	0	67,851	1,130,285	26,616	42.47
1,200 - 1,999							
137	0	1,845	0	100	28,289	1,459	19.39
288	0	3,299	0	577	74,170	1,751	42.36
269	0	1,749	0	1,749	32,998	1,748	18.88
178	0	1,886	1,708	2,054	39,660	1,426	27.81
226	0	3,434	0	4,750	38,878	1,818	21.39
532	0	1,941	0	3,154	32,095	1,206	26.61
397	0	1,806	0	0	59,899	1,734	34.54
457	0	1,866	0	6,195	83,788	1,743	48.07
388	0	1,868	0	786	66,775	1,891	35.31
166	0	1,646	0	1,646	23,640	1,332	17.75
232	0	2,781	0	270	32,944	1,918	17.18
217	0	1,925	0	0	61,468	1,892	32.49
145	0	1,853	0	3,165	18,018	1,547	11.65
3,631	0	27,898	1,708	24,446	592,621	21,465	27.61
1,199 and Under							
69	0	1,755	0	200	15,155	557	27.21
64	0	1,748	0	6,611	15,441	510	30.28
408	0	1,817	0	4,847	28,522	1,160	24.59
156	0	1,636	0	9,600	146,495	1,177	124.47
62	0	1,664	0	80	18,593	495	37.56
195	0	1,826	0	4,243	31,173	494	63.10
264	0	1,673	0	1,171	40,635	1,179	34.47
130	0	1,610	0	1,733	55,927	981	57.01
95	0	1,575	0	5,602	48,270	714	67.60
173	0	1,582	0	1,214	74,870	1,017	73.62
1,615	0	16,887	0	35,301	475,082	8,284	57.35
101,881	0	277,253	177,348	1,712,542	24,433,638	994,226	24.58

Average Other Income Per Capita by Service Area Population



Average Total Income Per Capita by Service Area Population



Library Expenditures

county	library	salaries	benefits	continuing education
Beaverhead	Dillon Public Library	75,841	17,323	1,091
Big Horn	Big Horn County Public Library	133,204	47,304	1,000
Blaine	Blaine County Library	55,154	24,037	1,466
	Harlem Public Library	39,934	21,578	617
Broadwater	Broadwater School and Community Library	23,099	16,605	1,147
Carbon	Bridger Public Library	29,562	2,382	2,657
	Joliet Public Library	32,403	0	781
	Red Lodge Carnegie Library	72,078	17,604	1,211
Carter	Ekalaka Public Library	11,826	1,781	0
Cascade	Belt Public Library	12,344	3,877	1,324
	Great Falls Public Library	614,144	365,573	904
	Wedsworth Memorial Library	13,754	7,347	66
Chouteau	Chouteau County Library	97,732	8,304	2,101
Custer	Miles City Public Library	186,858	63,565	1,500
Daniels	Daniels County Library	44,885	16,103	655
Dawson	Glendive Public Library	145,290	4,058	3,103
Deer Lodge	Hearst Free Library	109,868	38,959	1,500
Fallon	Fallon County Library	116,113	42,562	2,753
Fergus	Denton Public Library	8,841	0	1,341
	Dorothy Asbjornson Community Library	6,043	540	240
	Lewistown Public Library	165,875	42,210	4,000
	Moore Public Library	6,045	1,843	0
Flathead	Flathead County Library System	866,693	29,483	19,611
	Whitefish Community Library	101,647	33,226	1,473
Gallatin	Belgrade Community Library	147,095	74,401	1,699
	Bozeman Public Library	947,887	370,301	1,500
	Manhattan Community School Library	87,411	24,420	800
	Three Forks Community Library	49,042	8,268	1,241
	West Yellowstone Public Library	84,020	18,503	2,000
Garfield	Garfield County Library	24,750	2,312	1,500
Glacier	Glacier County Library	103,435	40,326	1,969
Granite	Drummond School . Community Library	19,658	2,123	995
	Philipsburg Public Library	10,168	955	1,600
Hill	Havre-Hill County Library	131,884	50,056	4,000
Jefferson	Jefferson County Library System	108,866	31,310	3,081
	North Jefferson County Library District	50,957	11,865	500
Judith Basin	Judith Basin County Free Library	49,828	3,639	879
Lake	North Lake County Public Library	164,368	71,359	9,088
	Ronan City Library	46,531	9,592	675
	St Ignatius School-Community Library	7,382	616	615
Lewis and Clark	Lewis and Clark Library	1,141,675	321,701	25,234
Liberty	Liberty County Library	49,339	19,268	642
Lincoln	Lincoln County Public Libraries	209,742	39,762	600
Madison	Madison Valley Public Library	62,022	5,400	470
	Sheridan Public Library	26,714	5,592	860
	Thompson-Hickman County Library	70,099	17,149	2,024
	Twin Bridges Public Library	19,867	7,566	471
McCone	George McCone Memorial County Library	30,639	7,764	532
Meagher	Meagher County/City Library	28,178	4,543	1,495
Mineral	Mineral County Public Library	41,104	4,599	2,895
Missoula	Missoula Public Library	1,266,529	542,797	13,000

Library Expenditures

print collection	electronic materials	other materials	other operating	total expenses	capital outlay	svc area pop	per capita
17,372	2,900	60	19,324	133,911	10,000	9,246	14.48
19,400	0	0	90,800	291,708	0	12,865	22.67
14,046	2,120	2,000	16,785	115,608	0	3,936	29.37
15,818	2,311	638	6,379	87,275	0	2,555	34.16
10,793	2,072	0	9,252	62,968	1,640	5,612	11.22
7,624	1,167	9,876	7,863	61,131	5,666	2,796	21.86
3,225	1,175	850	9,944	48,378	0	2,085	23.20
9,975	1,935	1,549	21,337	125,689	12,729	5,197	24.18
1,781	1,657	0	7,337	24,382	26,921	1,160	21.02
6,000	788	0	8,872	33,205	0	1,459	22.76
178,262	45,241	0	264,768	1,468,892	0	78,322	18.75
4,115	272	0	7,523	33,077	0	1,547	21.38
23,979	0	6,067	56,964	195,147	13,000	5,813	33.57
15,000	0	0	0	266,923	0	11,699	22.82
8,524	0	0	2,095	72,262	0	1,751	41.27
12,537	2,000	0	46,945	213,933	0	8,966	23.86
20,500	3,500	11,500	53,000	238,827	0	9,298	25.69
16,581	5,048	0	29,880	212,937	32,091	2,890	73.68
1,861	61	40	0	12,144	1,000	557	21.80
512	528	0	2,759	10,622	0	510	20.83
20,367	7,952	1,000	0	241,404	66,080	10,025	24.08
1,500	0	0	2,400	11,788	0	495	23.81
143,807	38,590	82,409	237,276	1,417,869	74,324	84,571	16.77
1,000	1,000	0	45,500	183,846	18,000	6,357	28.92
33,794	1,900	0	40,892	299,781	9,700	12,960	23.13
91,500	12,200	39,000	191,005	1,653,393	16,483	62,164	26.60
17,112	3,681	4,100	6,335	143,859	0	6,792	21.18
7,033	875	0	18,719	85,178	8,750	4,097	20.79
10,000	0	3,750	9,267	127,540	0	3,499	36.45
2,473	1,000	1,043	479	33,557	0	1,206	27.83
25,752	3,503	0	32,705	207,690	16,589	13,399	15.50
1,578	1,610	864	2,895	29,723	3,631	1,748	17.00
4,561	861	300	0	18,445	4,000	1,332	13.85
17,600	15,000	0	41,599	260,139	13,000	16,096	16.16
34,225	3,112	13,275	52,500	246,369	0	11,406	21.60
11,300	1,310	6,000	11,700	93,632	0	5,693	16.45
11,624	1,222	7,267	7,381	81,840	12,011	2,072	39.50
15,136	9,091	3,384	98,063	370,489	0	15,978	23.19
664	0	87	10,709	68,258	0	6,244	10.93
627	0	0	618	9,858	1,848	6,524	1.51
177,645	50,773	49,362	655,606	2,421,996	151,953	63,395	38.20
8,200	2,011	2,999	4,941	87,400	5,569	2,339	37.37
13,762	3,000	2,000	68,762	337,628	0	19,687	17.15
15,000	399	15,000	30,329	128,620	12,875	1,177	109.28
8,996	0	1,228	10,638	54,028	0	981	55.07
6,920	2,580	5,786	9,438	113,996	539	4,820	23.65
6,293	1,476	720	6,624	43,017	3,677	714	60.25
4,580	0	517	9,876	53,908	0	1,734	31.09
3,585	0	0	20,260	58,061	0	1,891	30.70
11,819	875	542	15,929	77,763	0	4,223	18.41
202,627	70,300	58,900	44,530	2,198,683	387,083	109,299	20.12

Library Expenditures

county	library	salaries	benefits	continuing education
Musselshell	Roundup School-Community Library	70,928	16,966	2,318
Park	Livingston-Park County Public Library	212,716	60,029	1,758
Petroleum	Petroleum County School-Community Library	14,556	1,045	257
Phillips	Phillips County Library	53,243	22,406	2,390
Pondera	Conrad Public Library	80,321	11,389	852
	Valier Public Library	23,208	3,447	1,536
Powder River	Henry A Malley Memorial Library	35,243	10,548	275
Powell	William K. Kohrs Memorial Library	46,927	6,481	768
Prairie	Prairie County Library	24,281	3,743	473
Ravalli	Bitterroot Public Library	217,099	70,598	4,717
	Darby Community Public Library	47,492	3,765	143
	North Valley Public Library	187,265	26,579	8,317
Richland	Sidney-Richland County Library	163,279	26,140	8,016
Roosevelt	Roosevelt County Library	153,003	47,926	2,551
Rosebud	Rosebud County Library	151,988	38,110	6,059
Sanders	Plains District Library	43,742	9,069	2,602
	Preston Hot Springs Town-County Library	22,243	1,603	1,206
	Thompson Falls Public Library	57,117	8,986	1,695
Sheridan	Sheridan County Library	75,183	25,483	1,318
Silver Bow	Butte-Silver Bow Public Library	494,895	178,721	2,500
Stillwater	Stillwater County Library	82,026	12,692	1,643
Sweet Grass	Carnegie Public Library	52,146	20,278	308
Teton	Choteau/Teton Public Library	40,861	16,071	640
	Dutton/Teton Public Library	21,265	8,496	202
	Fairfield/Teton Public Library	20,978	1,000	600
Toole	Toole County Library	64,660	21,434	917
Valley	Glasgow City-County Library	95,502	23,190	4,854
Wheatland	Harlowton Public Library	27,265	10,236	579
Wibaux	Wibaux Public Library	38,071	10,278	0
Yellowstone	Laurel Public Library	96,948	34,365	2,710
	Parmly Billings Library	1,251,384	499,068	8,422
Statewide Totals		11,914,258	3,732,593	201,532

Library Expenditures

print collection	electronic materials	other materials	other operating	total expenses	capital outlay	svc area pop	per capita
7,088	5,373	2,084	0	104,757	0	4,538	23.08
27,584	4,048	5,995	99,546	411,676	0	15,636	26.33
2,443	3,915	6,661	700	29,577	0	494	59.87
10,408	2,297	2,200	2,054	94,998	2,300	4,253	22.34
10,300	875	2,700	22,564	129,001	0	4,261	30.27
10,252	2,275	0	13,693	54,411	2,135	1,892	28.76
8,303	1,556	0	16,720	72,645	7,350	1,743	41.68
25,175	0	5,242	11,948	96,541	0	7,027	13.74
4,965	0	939	7,495	41,896	0	1,179	35.54
28,996	4,000	0	95,176	420,586	0	25,577	16.44
8,579	0	0	32,605	92,584	1,446	4,352	21.27
21,788	3,640	1,500	50,935	300,024	0	10,283	29.18
13,489	8,163	7,932	25,380	252,399	0	9,746	25.90
33,044	6,430	5,749	50,004	298,707	18,280	10,425	28.65
29,055	3,805	1,277	71,223	301,517	514,893	9,951	30.30
8,998	907	0	23,390	88,708	0	4,532	19.57
1,236	0	0	7,767	34,055	0	1,918	17.76
7,000	1,100	321	19,599	95,818	0	4,963	19.31
17,159	4,372	2,812	12,685	139,012	0	3,384	41.08
58,500	9,750	3,036	88,000	835,402	0	34,200	24.43
12,653	3,819	2,902	14,604	130,339	1,483	9,117	14.30
10,303	0	0	22,210	105,245	6,400	3,651	28.83
8,860	1,750	1,869	19,672	89,723	7,748	2,828	31.73
5,557	4,308	150	581	40,559	4,368	1,426	28.44
325	2,500	0	7,900	33,303	5,500	1,818	18.32
15,758	437	1,000	8,889	113,095	0	5,324	21.24
31,476	5,913	11,994	29,987	202,916	19,261	7,369	27.54
3,171	0	0	18,500	59,751	0	2,168	27.56
7,032	1,125	0	9,962	66,468	0	1,017	65.36
22,591	4,137	2,782	16,985	180,518	0	6,718	26.87
207,807	27,436	74,879	802,473	2,871,469	0	141,254	20.33
1,958,880	421,027	476,137	3,952,050	22,656,477	1,500,323	994,226	22.79

Top 5: Expenditures Per Capita

Madison Valley Public Library	109.28
Fallon County Library	73.68
Wibaux Public Library	65.36
Twin Bridges Public Library	60.25
Petroleum County School-Community Library	59.87

Top 5: Collection Expenditures Per Capita

Petroleum County School-Community Library	26.35
Madison Valley Public Library	25.83
Twin Bridges Public Library	11.89
Sheridan Public Library	10.42
Judith Basin County Free Library	9.71

Library Expenditures by Service Area Population

county	library	salaries	benefits	continuing education
Over 25,000				
Ravalli	Bitterroot Public Library	217,099	70,598	4,717
Gallatin	Bozeman Public Library	947,887	370,301	1,500
Silver Bow	Butte-Silver Bow Public Library	494,895	178,721	2,500
Flathead	Flathead County Library System	866,693	29,483	19,611
Cascade	Great Falls Public Library	614,144	365,573	904
Lewis and Clark	Lewis and Clark Library	1,141,675	321,701	25,234
Missoula	Missoula Public Library	1,266,529	542,797	13,000
Yellowstone	Parmly Billings Library	1,251,384	499,068	8,422
		6,800,306	2,378,242	75,888

10,000 - 24,999				
Gallatin	Belgrade Community Library	147,095	74,401	1,699
Big Horn	Big Horn County Public Library	133,204	47,304	1,000
Glacier	Glacier County Library	103,435	40,326	1,969
Hill	Havre-Hill County Library	131,884	50,056	4,000
Jefferson	Jefferson County Library System	108,866	31,310	3,081
Fergus	Lewistown Public Library	165,875	42,210	4,000
Lincoln	Lincoln County Public Libraries	209,742	39,762	600
Park	Livingston-Park County Public Library	212,716	60,029	1,758
Custer	Miles City Public Library	186,858	63,565	1,500
Lake	North Lake County Public Library	164,368	71,359	9,088
Ravalli	North Valley Public Library	187,265	26,579	8,317
Roosevelt	Roosevelt County Library	153,003	47,926	2,551
		1,904,311	594,827	39,563

5,000 - 9,999				
Broadwater	Broadwater School and Community Library	23,099	16,605	1,147
Chouteau	Chouteau County Library	97,732	8,304	2,101
Beaverhead	Dillon Public Library	75,841	17,323	1,091
Valley	Glasgow City-County Library	95,502	23,190	4,854
Dawson	Glendive Public Library	145,290	4,058	3,103
Deer Lodge	Hearst Free Library	109,868	38,959	1,500
Yellowstone	Laurel Public Library	96,948	34,365	2,710
Gallatin	Manhattan Community School Library	87,411	24,420	800
Jefferson	North Jefferson County Library District	50,957	11,865	500
Carbon	Red Lodge Carnegie Library	72,078	17,604	1,211
Lake	Ronan City Library	46,531	9,592	675
Rosebud	Rosebud County Library	151,988	38,110	6,059
Richland	Sidney-Richland County Library	163,279	26,140	8,016
Lake	St Ignatius School-Community Library	7,382	616	615
Stillwater	Stillwater County Library	82,026	12,692	1,643
Toole	Toole County Library	64,660	21,434	917
Flathead	Whitefish Community Library	101,647	33,226	1,473
Powell	William K. Kohrs Memorial Library	46,927	6,481	768
		1,519,166	344,984	39,183

3,500 - 4,999				
Blaine	Blaine County Library	55,154	24,037	1,466
Sweet Grass	Carnegie Public Library	52,146	20,278	308
Pondera	Conrad Public Library	80,321	11,389	852
Ravalli	Darby Community Public Library	47,492	3,765	143
Mineral	Mineral County Public Library	41,104	4,599	2,895
Phillips	Phillips County Library	53,243	22,406	2,390
Sanders	Plains District Library	43,742	9,069	2,602
Musselshell	Roundup School-Community Library	70,928	16,966	2,318
Sanders	Thompson Falls Public Library	57,117	8,986	1,695
Madison	Thompson-Hickman County Library	70,099	17,149	2,024
Gallatin	Three Forks Community Library	49,042	8,268	1,241
		620,388	146,912	17,934

Library Expenditures by Service Area Population

print collection	electronic materials	other materials	other operating	total expenses	capital outlay	svc area pop	per capita
Over 25,000							
28,996	4,000	0	95,176	420,586	0	25,577	16.44
91,500	12,200	39,000	191,005	1,653,393	16,483	62,164	26.60
58,500	9,750	3,036	88,000	835,402	0	34,200	24.43
143,807	38,590	82,409	237,276	1,417,869	74,324	84,571	16.77
178,262	45,241	0	264,768	1,468,892	0	78,322	18.75
177,645	50,773	49,362	655,606	2,421,996	151,953	63,395	38.20
202,627	70,300	58,900	44,530	2,198,683	387,083	109,299	20.12
207,807	27,436	74,879	802,473	2,871,469	0	141,254	20.33
1,089,144	258,290	307,586	2,378,834	13,288,290	629,843	598,782	22.19

10,000 - 24,999							
33,794	1,900	0	40,892	299,781	9,700	12,960	23.13
19,400	0	0	90,800	291,708	0	12,865	22.67
25,752	3,503	0	32,705	207,690	16,589	13,399	15.50
17,600	15,000	0	41,599	260,139	13,000	16,096	16.16
34,225	3,112	13,275	52,500	246,369	0	11,406	21.60
20,367	7,952	1,000	0	241,404	66,080	10,025	24.08
13,762	3,000	2,000	68,762	337,628	0	19,687	17.15
27,584	4,048	5,995	99,546	411,676	0	15,636	26.33
15,000	0	0	0	266,923	0	11,699	22.82
15,136	9,091	3,384	98,063	370,489	0	15,978	23.19
21,788	3,640	1,500	50,935	300,024	0	10,283	29.18
33,044	6,430	5,749	50,004	298,707	18,280	10,425	28.65
277,452	57,676	32,903	625,806	3,532,538	123,649	160,459	22.02


5,000 - 9,999							
10,793	2,072	0	9,252	62,968	1,640	5,612	11.22
23,979	0	6,067	56,964	195,147	13,000	5,813	33.57
17,372	2,900	60	19,324	133,911	10,000	9,246	14.48
31,476	5,913	11,994	29,987	202,916	19,261	7,369	27.54
12,537	2,000	0	46,945	213,933	0	8,966	23.86
20,500	3,500	11,500	53,000	238,827	0	9,298	25.69
22,591	4,137	2,782	16,985	180,518	0	6,718	26.87
17,112	3,681	4,100	6,335	143,859	0	6,792	21.18
11,300	1,310	6,000	11,700	93,632	0	5,693	16.45
9,975	1,935	1,549	21,337	125,689	12,729	5,197	24.18
664	0	87	10,709	68,258	0	6,244	10.93
29,055	3,805	1,277	71,223	301,517	514,893	9,951	30.30
13,489	8,163	7,932	25,380	252,399	0	9,746	25.90
627	0	0	618	9,858	1,848	6,524	1.51
12,653	3,819	2,902	14,604	130,339	1,483	9,117	14.30
15,758	437	1,000	8,889	113,095	0	5,324	21.24
1,000	1,000	0	45,500	183,846	18,000	6,357	28.92
25,175	0	5,242	11,948	96,541	0	7,027	13.74
276,056	44,672	62,492	460,700	2,747,253	592,854	130,994	20.97

3,500 - 4,999							
14,046	2,120	2,000	16,785	115,608	0	3,936	29.37
10,303	0	0	22,210	105,245	6,400	3,651	28.83
10,300	875	2,700	22,564	129,001	0	4,261	30.27
8,579	0	0	32,605	92,584	1,446	4,352	21.27
11,819	875	542	15,929	77,763	0	4,223	18.41
10,408	2,297	2,200	2,054	94,998	2,300	4,253	22.34
8,998	907	0	23,390	88,708	0	4,532	19.57
7,088	5,373	2,084	0	104,757	0	4,538	23.08
7,000	1,100	321	19,599	95,818	0	4,963	19.31
6,920	2,580	5,786	9,438	113,996	539	4,820	23.65
7,033	875	0	18,719	85,178	8,750	4,097	20.79
102,494	17,002	15,633	183,293	1,103,656	19,435	47,626	23.17

Library Expenditures by Service Area Population

county	library	salaries	benefits	continuing education
2,000 - 3,499				
Carbon	Bridger Public Library	29,562	2,382	2,657
Teton	Choteau/Teton Public Library	40,861	16,071	640
Fallon	Fallon County Library	116,113	42,562	2,753
Blaine	Harlem Public Library	39,934	21,578	617
Wheatland	Harlowton Public Library	27,265	10,236	579
Carbon	Joliet Public Library	32,403	0	781
Judith Basin	Judith Basin County Free Library	49,828	3,639	879
Liberty	Liberty County Library	49,339	19,268	642
Sheridan	Sheridan County Library	75,183	25,483	1,318
Gallatin	West Yellowstone Public Library	84,020	18,503	2,000
		544,508	159,722	12,866
1,200 - 1,999				
Cascade	Belt Public Library	12,344	3,877	1,324
Daniels	Daniels County Library	44,885	16,103	655
Granite	Drummond School . Community Library	19,658	2,123	995
Teton	Dutton/Teton Public Library	21,265	8,496	202
Teton	Fairfield/Teton Public Library	20,978	1,000	600
Garfield	Garfield County Library	24,750	2,312	1,500
McCone	George McCone Memorial County Library	30,639	7,764	532
Powder River	Henry A Malley Memorial Library	35,243	10,548	275
Meagher	Meagher County/City Library	28,178	4,543	1,495
Granite	Philipsburg Public Library	10,168	955	1,600
Sanders	Preston Hot Springs Town-County Library	22,243	1,603	1,206
Pondera	Valier Public Library	23,208	3,447	1,536
Cascade	Wedsworth Memorial Library	13,754	7,347	66
		307,313	70,118	11,986
1,199 and Under				
Fergus	Denton Public Library	8,841	0	1,341
Fergus	Dorothy Asbjornson Community Library	6,043	540	240
Carter	Ekalaka Public Library	11,826	1,781	0
Madison	Madison Valley Public Library	62,022	5,400	470
Fergus	Moore Public Library	6,045	1,843	0
Petroleum	Petroleum County School-Community Library	14,556	1,045	257
Prairie	Prairie County Library	24,281	3,743	473
Madison	Sheridan Public Library	26,714	5,592	860
Madison	Twin Bridges Public Library	19,867	7,566	471
Wibaux	Wibaux Public Library	38,071	10,278	0
		218,266	37,788	4,112
		11,914,258	3,732,593	201,532

Average Employee Expenditures Per Capita by Service Area Population



Library Expenditures by Service Area Population

print collection	electronic materials	other materials	other operating	total expenses	capital outlay	svc area pop	per capita
2,000 - 3,499							
7,624	1,167	9,876	7,863	61,131	5,666	2,796	21.86
8,860	1,750	1,869	19,672	89,723	7,748	2,828	31.73
16,581	5,048	0	29,880	212,937	32,091	2,890	73.68
15,818	2,311	638	6,379	87,275	0	2,555	34.16
3,171	0	0	18,500	59,751	0	2,168	27.56
3,225	1,175	850	9,944	48,378	0	2,085	23.20
11,624	1,222	7,267	7,381	81,840	12,011	2,072	39.50
8,200	2,011	2,999	4,941	87,400	5,569	2,339	37.37
17,159	4,372	2,812	12,685	139,012	0	3,384	41.08
10,000	0	3,750	9,267	127,540	0	3,499	36.45
102,262	19,056	30,061	126,512	994,987	63,085	26,616	37.38
1,200 - 1,999							
6,000	788	0	8,872	33,205	0	1,459	22.76
8,524	0	0	2,095	72,262	0	1,751	41.27
1,578	1,610	864	2,895	29,723	3,631	1,748	17.00
5,557	4,308	150	581	40,559	4,368	1,426	28.44
325	2,500	0	7,900	33,303	5,500	1,818	18.32
2,473	1,000	1,043	479	33,557	0	1,206	27.83
4,580	0	517	9,876	53,908	0	1,734	31.09
8,303	1,556	0	16,720	72,645	7,350	1,743	41.68
3,585	0	0	20,260	58,061	0	1,891	30.70
4,561	861	300	0	18,445	4,000	1,332	13.85
1,236	0	0	7,767	34,055	0	1,918	17.76
10,252	2,275	0	13,693	54,411	2,135	1,892	28.76
4,115	272	0	7,523	33,077	0	1,547	21.38
61,089	15,170	2,874	98,661	567,211	26,984	21,465	26.42
1,199 and Under							
1,861	61	40	0	12,144	1,000	557	21.80
512	528	0	2,759	10,622	0	510	20.83
1,781	1,657	0	7,337	24,382	26,921	1,160	21.02
15,000	399	15,000	30,329	128,620	12,875	1,177	109.28
1,500	0	0	2,400	11,788	0	495	23.81
2,443	3,915	6,661	700	29,577	0	494	59.87
4,965	0	939	7,495	41,896	0	1,179	35.54
8,996	0	1,228	10,638	54,028	0	981	55.07
6,293	1,476	720	6,624	43,017	3,677	714	60.25
7,032	1,125	0	9,962	66,468	0	1,017	65.36
50,383	9,161	24,588	78,244	422,542	44,473	8,284	51.01
1,958,880	421,027	476,137	3,952,050	22,656,477	1,500,323	994,226	22.79

Average Collection Expenditures Per Capita by Service Area Population



Average Total Expenditures Per Capita by Service Area Population



Collection

county	library	print	print serials	audios - physical	audios - downloadable
Beaverhead	Dillon Public Library	21,156	37	259	7,140
Big Horn	Big Horn County Public Library	29,290	0	0	5,251
Blaine	Blaine County Library	20,729	59	690	16,251
	Harlem Public Library	13,984	51	197	0
Broadwater	Broadwater School and Community Library	41,453	46	473	7,140
Carbon	Bridger Public Library	9,630	5	299	14,930
	Joliet Public Library	11,351	4	89	7,140
	Red Lodge Carnegie Library	17,083	22	790	7,140
Carter	Ekalaka Public Library	6,390	8	23	7,140
Cascade	Belt Public Library	7,600	17	27	0
	Great Falls Public Library	150,349	265	2,991	7,140
	Wedsworth Memorial Library	5,752	9	82	0
Chouteau	Chouteau County Library	40,712	60	980	0
Custer	Miles City Public Library	30,427	80	878	7,140
Daniels	Daniels County Library	23,520	53	1,000	0
Dawson	Glendive Public Library	21,539	56	900	7,140
Deer Lodge	Hearst Free Library	24,087	77	662	7,140
Fallon	Fallon County Library	18,282	28	570	7,140
Fergus	Denton Public Library	8,025	1	158	0
	Dorothy Asbjornson Community Library	5,791	1	14	0
	Lewistown Public Library	40,000	30	975	7,140
	Moore Public Library	6,521	0	61	0
Flathead	Flathead County Library System	110,308	350	7,122	7,140
	Whitefish Community Library	31,896	29	731	7,140
Gallatin	Belgrade Community Library	26,000	73	1,016	5,344
	Bozeman Public Library	126,792	248	10,060	7,140
	Manhattan Community School Library	15,364	38	885	7,140
	Three Forks Community Library	14,415	29	384	7,140
	West Yellowstone Public Library	24,000	25	722	7,140
	Garfield	Garfield County Library	12,684	0	301
Glacier	Glacier County Library	37,871	58	1,035	7,140
Granite	Drummond School . Community Library	12,541	7	384	51
	Philipsburg Public Library	4,373	4	114	0
Hill	Havre-Hill County Library	52,871	69	836	4,356
Jefferson	Jefferson County Library System	29,366	92	1,131	7,140
	North Jefferson County Library District	11,653	27	796	5,547
Judith Basin	Judith Basin County Free Library	26,310	26	1,042	7,140
Lake	North Lake County Public Library	27,200	80	510	7,140
	Ronan City Library	19,644	21	1,050	7,140
	St Ignatius School-Community Library	16,767	36	563	0
Lewis and Clark	Lewis and Clark Library	140,259	208	6,816	7,140
Liberty	Liberty County Library	25,997	21	1,160	0
Lincoln	Lincoln County Public Libraries	39,839	120	2,428	7,140
Madison	Madison Valley Public Library	11,545	24	752	7,140
	Sheridan Public Library	13,039	8	532	0
	Thompson-Hickman County Library	6,208	18	189	7,140
	Twin Bridges Public Library	9,061	13	291	50
McCone	George McCone Memorial County Library	19,966	20	357	0
Meagher	Meagher County/City Library	18,084	0	1,109	0
Mineral	Mineral County Public Library	38,742	34	183	7,140
Missoula	Missoula Public Library	238,522	383	12,789	7,140

Collection

videos - physical	videos - downloadable	e-books	databases	other	total	svc area pop	per capita
1,088	0	16,745	58	0	46,483	9,246	5.03
4,864	0	9,580	23	0	49,008	12,865	3.81
1,026	0	7,684	24	2	46,465	3,936	11.81
682	0	23,935	24	0	38,873	2,555	15.21
1,324	0	7,684	57	0	58,177	5,612	10.37
188	0	10,455	34	0	35,541	2,796	12.71
420	0	7,684	24	0	26,712	2,085	12.81
767	0	7,684	24	0	33,510	5,197	6.45
245	0	7,684	27	0	21,517	1,160	18.55
585	0	0	57	0	8,286	1,459	5.68
4,359	0	7,684	25	91	172,904	78,322	2.21
732	0	0	57	484	7,116	1,547	4.60
1,879	0	0	23	0	43,654	5,813	7.51
2,173	0	16,742	25	9	57,474	11,699	4.91
2,010	0	0	58	0	26,641	1,751	15.21
1,276	0	16,795	24	55	47,785	8,966	5.33
1,115	0	7,864	24	0	40,969	9,298	4.41
596	0	0	27	7,684	34,327	2,890	11.88
300	0	0	58	0	8,542	557	15.34
0	0	0	0	0	5,806	510	11.38
1,400	0	7,684	24	0	57,253	10,025	5.71
3	0	0	57	0	6,642	495	13.42
8,181	0	16,795	26	882	150,804	84,571	1.78
722	0	76,840	23	0	117,381	6,357	18.46
1,485	0	15,070	25	0	49,013	12,960	3.78
7,384	0	16,795	67	1,054	169,540	62,164	2.73
839	0	76,840	25	0	101,131	6,792	14.89
1,485	0	7,684	22	119	31,278	4,097	7.63
351	0	11,356	23	50	43,667	3,499	12.48
170	0	0	0	0	13,155	1,206	10.91
1,501	0	7,684	23	34	55,346	13,399	4.13
566	0	9,465	58	0	23,072	1,748	13.20
490	0	0	23	0	5,004	1,332	3.76
2,311	0	5,588	67	0	66,098	16,096	4.11
4,828	0	12,742	26	0	55,325	11,406	4.85
3,018	0	20,838	60	0	41,939	5,693	7.37
1,497	0	7,684	22	0	43,721	2,072	21.10
766	0	16,795	31	184	52,706	15,978	3.30
1,131	0	8,099	23	452	37,560	6,244	6.02
912	0	7,684	24	0	25,986	6,524	3.98
9,923	0	7,684	38	388	172,456	63,395	2.72
1,457	0	7,684	25	158	36,502	2,339	15.61
4,816	0	7,684	25	0	62,052	19,687	3.15
1,552	0	7,684	46	0	28,743	1,177	24.42
891	0	9,110	24	0	23,604	981	24.06
2,072	0	9,058	24	15	24,724	4,820	5.13
1,687	0	9,058	57	6	20,223	714	28.32
322	0	0	0	726	21,391	1,734	12.34
1,412	0	19,526	58	0	40,189	1,891	21.25
2,565	0	16,795	25	0	65,484	4,223	15.51
13,558	22,768	16,795	35	18,638	330,628	109,299	3.02

Collection

county	library	print	print serials	audios - physical	audios - downloadable
Musselshell	Roundup School-Community Library	19,561	22	817	51
Park	Livingston-Park County Public Library	50,497	233	2,286	0
Petroleum	Petroleum County School-Community Library	18,453	36	450	0
Phillips	Phillips County Library	23,248	26	420	0
Pondera	Conrad Public Library	12,944	4	256	7,140
	Valier Public Library	12,571	23	441	10,636
Powder River	Henry A Malley Memorial Library	16,000	25	350	0
Powell	William K. Kohrs Memorial Library	25,175	16	2,013	4,844
Prairie	Prairie County Library	12,425	9	450	0
Ravalli	Bitterroot Public Library	28,228	64	1,832	7,140
	Darby Community Public Library	10,644	28	127	51
	North Valley Public Library	25,338	42	1,454	7,140
Richland	Sidney-Richland County Library	28,613	64	1,188	7,239
Roosevelt	Roosevelt County Library	51,704	80	500	7,140
Rosebud	Rosebud County Library	80,556	108	1,695	5,213
Sanders	Plains District Library	16,603	45	362	7,140
	Preston Hot Springs Town-County Library	11,400	17	151	0
	Thompson Falls Public Library	18,615	54	957	7,140
Sheridan	Sheridan County Library	34,453	49	4,791	7,140
Silver Bow	Butte-Silver Bow Public Library	51,907	186	1,411	8,858
Stillwater	Stillwater County Library	20,554	38	2,151	5,237
Sweet Grass	Carnegie Public Library	18,901	47	621	7,140
Teton	Choteau/Teton Public Library	19,197	38	1,555	7,140
	Dutton/Teton Public Library	6,630	5	333	2
	Fairfield/Teton Public Library	7,845	0	126	0
Toole	Toole County Library	24,995	30	407	7,140
Valley	Glasgow City-County Library	43,641	65	1,139	7,140
Wheatland	Harlowton Public Library	13,972	9	750	7,140
Wibaux	Wibaux Public Library	14,215	6	98	7,140
Yellowstone	Laurel Public Library	27,566	53	1,050	5,238
	Parmly Billings Library	238,213	268	15,797	7,140
Statewide Totals		2,699,652	4,660	113,384	399,029

Collection

videos - physical	videos - downloadable	e-books	databases	other	total	svc area pop	per capita
525	0	415	26	120	21,537	4,538	4.75
2,462	0	0	30	68	55,576	15,636	3.55
1,512	0	0	23	1,623	22,097	494	44.73
545	0	0	57	0	24,296	4,253	5.71
967	0	7,684	59	7,331	36,385	4,261	8.54
210	0	1,262	58	0	25,201	1,892	13.32
200	0	0	24	0	16,599	1,743	9.52
3,180	0	4,167	57	229	39,681	7,027	5.65
855	0	0	54	130	13,923	1,179	11.81
1,765	0	16,742	24	0	55,795	25,577	2.18
583	0	416	22	0	11,871	4,352	2.73
3,281	0	7,684	25	0	44,964	10,283	4.37
913	0	7,858	45	5	45,925	9,746	4.71
930	0	16,795	24	0	77,173	10,425	7.40
4,006	0	9,111	57	376	101,122	9,951	10.16
226	0	16,795	28	534	41,733	4,532	9.21
423	0	0	23	0	12,014	1,918	6.26
1,389	0	16,795	25	67	45,042	4,963	9.08
931	0	16,795	24	22	64,205	3,384	18.97
3,067	0	9,908	24	2,013	77,374	34,200	2.26
833	0	5,230	26	363	34,432	9,117	3.78
1,020	0	16,795	23	0	44,547	3,651	12.20
3,535	0	7,684	24	0	39,173	2,828	13.85
1,379	0	0	1	2,508	10,858	1,426	7.61
955	0	0	58	120	9,104	1,818	5.01
1,002	0	0	57	8,588	42,219	5,324	7.93
2,203	0	7,684	24	333	62,229	7,369	8.44
520	0	7,684	24	0	30,099	2,168	13.88
920	0	7,684	26	167	30,256	1,017	29.75
2,246	0	14,288	60	0	50,501	6,718	7.52
22,557	0	16,795	27	43	300,840	141,254	2.13
170,064	22,768	801,212	2,738	55,671	4,269,178	994,226	4.29

Top 5 Books Per Capita

Petroleum County School-Community Library	37.35
Denton Public Library	14.41
Wibaux Public Library	13.98
Daniels County Library	13.43
Sheridan Public Library	13.29

Top 5 Collection Per Capita

Petroleum County School-Community Library	37.35
Denton Public Library	14.41
Wibaux Public Library	13.98
Daniels County Library	13.43
Sheridan Public Library	13.29

Collection by Service Area Population

county	library	print	print serials	audios - physical	audios - downloadable
Over 25,000					
Ravalli	Bitterroot Public Library	28,228	64	1,832	7,140
Gallatin	Bozeman Public Library	126,792	248	10,060	7,140
Silver Bow	Butte-Silver Bow Public Library	51,907	186	1,411	8,858
Flathead	Flathead County Library System	110,308	350	7,122	7,140
Cascade	Great Falls Public Library	150,349	265	2,991	7,140
Lewis and Clark	Lewis and Clark Library	140,259	208	6,816	7,140
Missoula	Missoula Public Library	238,522	383	12,789	7,140
Yellowstone	Parmly Billings Library	238,213	268	15,797	7,140
		1,084,578	1,972	58,818	58,838

10,000 - 24,999					
Gallatin	Belgrade Community Library	26,000	73	1,016	5,344
Big Horn	Big Horn County Public Library	29,290	0	0	5,251
Glacier	Glacier County Library	37,871	58	1,035	7,140
Hill	Havre-Hill County Library	52,871	69	836	4,356
Jefferson	Jefferson County Library System	29,366	92	1,131	7,140
Fergus	Lewistown Public Library	40,000	30	975	7,140
Lincoln	Lincoln County Public Libraries	39,839	120	2,428	7,140
Park	Livingston-Park County Public Library	50,497	233	2,286	0
Custer	Miles City Public Library	30,427	80	878	7,140
Lake	North Lake County Public Library	27,200	80	510	7,140
Ravalli	North Valley Public Library	25,338	42	1,454	7,140
Roosevelt	Roosevelt County Library	51,704	80	500	7,140
		440,403	957	13,049	72,071

5,000 - 9,999					
Broadwater	Broadwater School and Community Library	41,453	46	473	7,140
Chouteau	Chouteau County Library	40,712	60	980	0
Beaverhead	Dillon Public Library	21,156	37	259	7,140
Valley	Glasgow City-County Library	43,641	65	1,139	7,140
Dawson	Glendive Public Library	21,539	56	900	7,140
Deer Lodge	Hearst Free Library	24,087	77	662	7,140
Yellowstone	Laurel Public Library	27,566	53	1,050	5,238
Gallatin	Manhattan Community School Library	15,364	38	885	7,140
Jefferson	North Jefferson County Library District	11,653	27	796	5,547
Carbon	Red Lodge Carnegie Library	17,083	22	790	7,140
Lake	Ronan City Library	19,644	21	1,050	7,140
Rosebud	Rosebud County Library	80,556	108	1,695	5,213
Richland	Sidney-Richland County Library	28,613	64	1,188	7,239
Lake	St Ignatius School-Community Library	16,767	36	563	0
Stillwater	Stillwater County Library	20,554	38	2,151	5,237
Toole	Toole County Library	24,995	30	407	7,140
Flathead	Whitefish Community Library	31,896	29	731	7,140
Powell	William K. Kohrs Memorial Library	25,175	16	2,013	4,844
		512,454	823	17,732	104,718

3,500 - 4,999					
Blaine	Blaine County Library	20,729	59	690	16,251
Sweet Grass	Carnegie Public Library	18,901	47	621	7,140
Pondera	Conrad Public Library	12,944	4	256	7,140
Ravalli	Darby Community Public Library	10,644	28	127	51
Mineral	Mineral County Public Library	38,742	34	183	7,140
Phillips	Phillips County Library	23,248	26	420	0
Sanders	Plains District Library	16,603	45	362	7,140
Musselshell	Roundup School-Community Library	19,561	22	817	51
Sanders	Thompson Falls Public Library	18,615	54	957	7,140
Madison	Thompson-Hickman County Library	6,208	18	189	7,140
Gallatin	Three Forks Community Library	14,415	29	384	7,140
		200,610	366	5,006	66,333

Collection by Service Area Population

videos - physical	videos - downloadable	e-books	databases	other	total	svc area pop	per capita
Over 25,000							
0	0	16,742	24	0	55,795	25,577	2.18
0	0	16,795	67	1,054	169,540	62,164	2.73
0	0	9,908	24	2,013	77,374	34,200	2.26
0	0	16,795	26	882	150,804	84,571	1.78
0	0	7,684	25	91	172,904	78,322	2.21
0	0	7,684	38	388	172,456	63,395	2.72
22,768	22,768	16,795	35	18,638	330,628	109,299	3.02
0	0	16,795	27	43	300,840	141,254	2.13
22,768	22,768	109,198	266	23,109	1,430,341	598,782	2.39

10,000 - 24,999							
0	0	15,070	25	0	49,013	12,960	3.78
0	0	9,580	23	0	49,008	12,865	3.81
0	0	7,684	23	34	55,346	13,399	4.13
0	0	5,588	67	0	66,098	16,096	4.11
0	0	12,742	26	0	55,325	11,406	4.85
0	0	7,684	24	0	57,253	10,025	5.71
0	0	7,684	25	0	62,052	19,687	3.15
0	0	0	30	68	55,576	15,636	3.55
0	0	16,742	25	9	57,474	11,699	4.91
0	0	16,795	31	184	52,706	15,978	3.30
0	0	7,684	25	0	44,964	10,283	4.37
0	0	16,795	24	0	77,173	10,425	7.40
0	0	124,048	348	295	681,988	160,459	4.25

5,000 - 9,999							
0	0	7,684	57	0	58,177	5,612	10.37
0	0	0	23	0	43,654	5,813	7.51
0	0	16,745	58	0	46,483	9,246	5.03
0	0	7,684	24	333	62,229	7,369	8.44
0	0	16,795	24	55	47,785	8,966	5.33
0	0	7,864	24	0	40,969	9,298	4.41
0	0	14,288	60	0	50,501	6,718	7.52
0	0	76,840	25	0	101,131	6,792	14.89
0	0	20,838	60	0	41,939	5,693	7.37
0	0	7,684	24	0	33,510	5,197	6.45
0	0	8,099	23	452	37,560	6,244	6.02
0	0	9,111	57	376	101,122	9,951	10.16
0	0	7,858	45	5	45,925	9,746	4.71
0	0	7,684	24	0	25,986	6,524	3.98
0	0	5,230	26	363	34,432	9,117	3.78
0	0	0	57	8,588	42,219	5,324	7.93
0	0	76,840	23	0	117,381	6,357	18.46
0	0	4,167	57	229	39,681	7,027	5.65
0	0	295,411	691	10,401	970,684	130,994	7.41

3,500 - 4,999							
0	0	7,684	24	2	46,465	3,936	11.81
0	0	16,795	23	0	44,547	3,651	12.20
0	0	7,684	59	7,331	36,385	4,261	8.54
0	0	416	22	0	11,871	4,352	2.73
0	0	16,795	25	0	65,484	4,223	15.51
0	0	0	57	0	24,296	4,253	5.71
0	0	16,795	28	534	41,733	4,532	9.21
0	0	415	26	120	21,537	4,538	4.75
0	0	16,795	25	67	45,042	4,963	9.08
0	0	9,058	24	15	24,724	4,820	5.13
0	0	7,684	22	119	31,278	4,097	7.63
0	0	100,121	335	8,188	393,362	47,626	8.26

Collection by Service Area Population

county	library	print	print serials	audios - physical	audios - downloadable
2,000 - 3,499					
Carbon	Bridger Public Library	9,630	5	299	14,930
Teton	Choteau/Teton Public Library	19,197	38	1,555	7,140
Fallon	Fallon County Library	18,282	28	570	7,140
Blaine	Harlem Public Library	13,984	51	197	0
Wheatland	Harlowton Public Library	13,972	9	750	7,140
Carbon	Joliet Public Library	11,351	4	89	7,140
Judith Basin	Judith Basin County Free Library	26,310	26	1,042	7,140
Liberty	Liberty County Library	25,997	21	1,160	0
Sheridan	Sheridan County Library	34,453	49	4,791	7,140
Gallatin	West Yellowstone Public Library	24,000	25	722	7,140
		197,176	256	11,175	64,910
1,200 - 1,999					
Cascade	Belt Public Library	7,600	17	27	0
Daniels	Daniels County Library	23,520	53	1,000	0
Granite	Drummond School . Community Library	12,541	7	384	51
Teton	Dutton/Teton Public Library	6,630	5	333	2
Teton	Fairfield/Teton Public Library	7,845	0	126	0
Garfield	Garfield County Library	12,684	0	301	0
McCone	George McCone Memorial County Library	19,966	20	357	0
Powder River	Henry A Malley Memorial Library	16,000	25	350	0
Meagher	Meagher County/City Library	18,084	0	1,109	0
Granite	Philipsburg Public Library	4,373	4	114	0
Sanders	Preston Hot Springs Town-County Library	11,400	17	151	0
Pondera	Valier Public Library	12,571	23	441	10,636
Cascade	Wedsworth Memorial Library	5,752	9	82	0
		158,966	180	4,775	10,689
1,199 and Under					
Fergus	Denton Public Library	8,025	1	158	0
Fergus	Dorothy Asbjornson Community Library	5,791	1	14	0
Carter	Ekalaka Public Library	6,390	8	23	7,140
Madison	Madison Valley Public Library	11,545	24	752	7,140
Fergus	Moore Public Library	6,521	0	61	0
Petroleum	Petroleum County School-Community Library	18,453	36	450	0
Prairie	Prairie County Library	12,425	9	450	0
Madison	Sheridan Public Library	13,039	8	532	0
Madison	Twin Bridges Public Library	9,061	13	291	50
Wibaux	Wibaux Public Library	14,215	6	98	7,140
		105,465	106	2,829	21,470
		2,699,652	4,660	113,384	399,029

Collection by Service Area Population

videos - physical	videos - downloadable	e-books	databases	other	total	svc area pop	per capita
2,000 - 3,499							
0	0	10,455	34	0	35,541	2,796	12.71
0	0	7,684	24	0	39,173	2,828	13.85
0	0	0	27	7,684	34,327	2,890	11.88
0	0	23,935	24	0	38,873	2,555	15.21
0	0	7,684	24	0	30,099	2,168	13.88
0	0	7,684	24	0	26,712	2,085	12.81
0	0	7,684	22	0	43,721	2,072	21.10
0	0	7,684	25	158	36,502	2,339	15.61
0	0	16,795	24	22	64,205	3,384	18.97
0	0	11,356	23	50	43,667	3,499	12.48
0	0	100,961	251	7,914	392,820	26,616	14.76
1,200 - 1,999							
0	0	0	57	0	8,286	1,459	5.68
0	0	0	58	0	26,641	1,751	15.21
0	0	9,465	58	0	23,072	1,748	13.20
0	0	0	1	2,508	10,858	1,426	7.61
0	0	0	58	120	9,104	1,818	5.01
0	0	0	0	0	13,155	1,206	10.91
0	0	0	0	726	21,391	1,734	12.34
0	0	0	24	0	16,599	1,743	9.52
0	0	19,526	58	0	40,189	1,891	21.25
0	0	0	23	0	5,004	1,332	3.76
0	0	0	23	0	12,014	1,918	6.26
0	0	1,262	58	0	25,201	1,892	13.32
0	0	0	57	484	7,116	1,547	4.60
0	0	30,253	475	3,838	218,630	21,465	10.19
1,199 and Under							
0	0	0	58	0	8,542	557	15.34
0	0	0	0	0	5,806	510	11.38
0	0	7,684	27	0	21,517	1,160	18.55
0	0	7,684	46	0	28,743	1,177	24.42
0	0	0	57	0	6,642	495	13.42
0	0	0	23	1,623	22,097	494	44.73
0	0	0	54	130	13,923	1,179	11.81
0	0	9,110	24	0	23,604	981	24.06
0	0	9,058	57	6	20,223	714	28.32
0	0	7,684	26	167	30,256	1,017	29.75
0	0	41,220	372	1,926	181,353	8,284	
22,768	22,768	801,212	2,738	55,671	4,269,178	994,226	4.29

Average Collection by Service Population

Over 25,000	152,390
10,000 - 24,999	47,171
5,000 - 9,999	45,543
3,500 - 4,999	28,147
2,000 - 3,499	30,656
1,200 - 1,999	14,901
1,199 and Under	14,909

Service Hours

county	library	Weekly Hours Open to Public		Annual Hours Open	Users	
		main	branch		per week	per year
Beaverhead	Dillon Public Library	40	0	2,080	869	45,188
Big Horn	Big Horn County Public Library	50	0	2,600	1,345	69,940
Blaine	Blaine County Library	33	0	1,716	220	11,440
	Harlem Public Library	25	0	1,300	137	7,124
Broadwater	Broadwater School and Community Library	61	0	3,172	1,143	59,436
Carbon	Bridger Public Library	26	0	1,352	203	10,556
	Joliet Public Library	36	0	1,872	113	5,876
	Red Lodge Carnegie Library	38	0	1,976	374	19,448
Carter	Ekalaka Public Library	20	0	1,040	65	3,380
Cascade	Belt Public Library	30	0	1,560	188	9,776
	Great Falls Public Library	58	0	3,016	4,482	233,064
	Wedsworth Memorial Library	23	0	1,196	153	7,956
Chouteau	Chouteau County Library	49	46	4,940	477	24,804
Custer	Miles City Public Library	45	0	2,340	1,289	67,028
Daniels	Daniels County Library	43	0	2,236	400	20,800
Dawson	Glendive Public Library	45	12	2,964	680	35,360
Deer Lodge	Hearst Free Library	54	0	2,808	860	44,720
Fallon	Fallon County Library	49	0	2,548	235	12,220
Fergus	Denton Public Library	40	0	2,080	40	2,080
	Dorothy Asbjornson Community Library	15	0	780	35	1,820
	Lewistown Public Library	40	0	2,080	1,325	68,900
	Moore Public Library	15	0	780	24	1,248
Flathead	Flathead County Library System	53	83	7,072	6,100	317,200
	Whitefish Community Library	43	0	2,236	3,300	171,600
Gallatin	Belgrade Community Library	40	0	2,080	1,643	85,436
	Bozeman Public Library	58	0	3,016	7,625	396,500
	Manhattan Community School Library	36	0	1,872	500	26,000
	Three Forks Community Library	44	0	2,288	350	18,200
	West Yellowstone Public Library	36	0	1,872	548	28,496
Garfield	Garfield County Library	28	0	1,456	59	3,068
Glacier	Glacier County Library	42	37	4,108	798	41,496
Granite	Drummond School . Community Library	40	0	2,080	168	8,736
	Philipsburg Public Library	15	0	780	40	2,080
Hill	Havre-Hill County Library	50	0	2,600	1,320	68,640
Jefferson	Jefferson County Library System	36	34	3,640	1,203	62,556
	North Jefferson County Library District	30	0	1,560	785	40,820
Judith Basin	Judith Basin County Free Library	43	24	3,484	248	12,896
Lake	North Lake County Public Library	50	0	2,600	1,000	52,000
	Ronan City Library	34	0	1,768	637	33,124
	St Ignatius School-Community Library	50	0	2,600	920	47,840
Lewis and Clark	Lewis and Clark Library	63	79	7,384	7,055	366,860
Liberty	Liberty County Library	39	0	2,028	235	12,220
Lincoln	Lincoln County Public Libraries	40	54	4,888	1,750	91,000
Madison	Madison Valley Public Library	44	0	2,288	957	49,764
	Sheridan Public Library	38	0	1,976	186	9,672
	Thompson-Hickman County Library	40	0	2,080	315	16,380
	Twin Bridges Public Library	45	0	2,340	240	12,480
McCone	George McCone Memorial County Library	30	0	1,560	184	9,568
Meagher	Meagher County/City Library	30	0	1,560	220	11,440
Mineral	Mineral County Public Library	30	19	2,548	700	36,400
Missoula	Missoula Public Library	61	120	9,412	11,900	618,800

Service Hours

county	library	Weekly Hours Open to Public		Annual Hours Open	Users	
		main	branch		per week	per year
Musselshell	Roundup School-Community Library	53	0	2,756	1,012	52,624
Park	Livingston-Park County Public Library	51	0	2,652	1,510	78,520
Petroleum	Petroleum County School-Community Library	43	0	2,236	170	8,840
Phillips	Phillips County Library	38	11	2,548	51	2,652
Pondera	Conrad Public Library	38	0	1,976	474	24,648
	Valier Public Library	35	0	1,820	155	8,060
Powder River	Henry A Malley Memorial Library	33	0	1,716	129	6,708
Powell	William K. Kohrs Memorial Library	33	0	1,716	574	29,848
Prairie	Prairie County Library	23	0	1,196	82	4,264
Ravalli	Bitterroot Public Library	50	0	2,600	1,524	79,248
	Darby Community Public Library	37	0	1,924	335	17,420
	North Valley Public Library	43	0	2,236	982	51,064
Richland	Sidney-Richland County Library	44	0	2,288	1,272	66,144
Roosevelt	Roosevelt County Library	49	54	5,356	850	44,200
Rosebud	Rosebud County Library	41	42	4,316	799	41,548
Sanders	Plains District Library	30	0	1,560	390	20,280
	Preston Hot Springs Town-County Library	22	0	1,144	125	6,500
	Thompson Falls Public Library	35	0	1,820	350	18,200
Sheridan	Sheridan County Library	51	0	2,652	469	24,388
Silver Bow	Butte-Silver Bow Public Library	51	30	4,212	1,936	100,672
Stillwater	Stillwater County Library	45	0	2,340	519	26,988
Sweet Grass	Carnegie Public Library	43	0	2,236	356	18,512
Teton	Choteau/Teton Public Library	40	0	2,080	380	19,760
	Dutton/Teton Public Library	25	0	1,300	101	5,252
	Fairfield/Teton Public Library	19	0	988	130	6,760
Toole	Toole County Library	36	19	2,860	618	32,136
Valley	Glasgow City-County Library	62	30	4,784	1,295	67,340
Wheatland	Harlowton Public Library	52	0	2,704	383	19,916
Wibaux	Wibaux Public Library	43	0	2,236	158	8,216
Yellowstone	Laurel Public Library	48	0	2,496	535	27,820
	Parmly Billings Library	63	51	5,928	6,673	346,996
Statewide Totals		3,299	745	210,288	89,980	4,678,960

Service Hours by Service Area Population

county	library	Weekly Hours Open to Public		Annual Hours Open	Users	
		main	branch		per week	per year
Over 25,000						
Ravalli	Bitterroot Public Library	50	0	2,600	1,524	79,248
Gallatin	Bozeman Public Library	58	0	3,016	7,625	396,500
Silver Bow	Butte-Silver Bow Public Library	51	30	4,212	1,936	100,672
Flathead	Flathead County Library System	53	83	7,072	6,100	317,200
Cascade	Great Falls Public Library	58	0	3,016	4,482	233,064
Lewis and Clark	Lewis and Clark Library	63	79	7,384	7,055	366,860
Missoula	Missoula Public Library	61	120	9,412	11,900	618,800
Yellowstone	Parmly Billings Library	63	51	5,928	6,673	346,996
		457	363	42,640	47,295	2,459,340

10,000 - 24,999

Gallatin	Belgrade Community Library	40	0	2,080	1,643	85,436
Big Horn	Big Horn County Public Library	50	0	2,600	1,345	69,940
Glacier	Glacier County Library	42	37	4,108	798	41,496
Hill	Havre-Hill County Library	50	0	2,600	1,320	68,640
Jefferson	Jefferson County Library System	36	34	3,640	1,203	62,556
Fergus	Lewistown Public Library	40	0	2,080	1,325	68,900
Lincoln	Lincoln County Public Libraries	40	54	4,888	1,750	91,000
Park	Livingston-Park County Public Library	51	0	2,652	1,510	78,520
Custer	Miles City Public Library	45	0	2,340	1,289	67,028
Lake	North Lake County Public Library	50	0	2,600	1,000	52,000
Ravalli	North Valley Public Library	43	0	2,236	982	51,064
Roosevelt	Roosevelt County Library	49	54	5,356	850	44,200
		536	179	37,180	15,015	780,780

5,000 - 9,999

Broadwater	Broadwater School and Community Library	61	0	3,172	1,143	59,436
Chouteau	Chouteau County Library	49	46	4,940	477	24,804
Beaverhead	Dillon Public Library	40	0	2,080	869	45,188
Valley	Glasgow City-County Library	62	30	4,784	1,295	67,340
Dawson	Glendive Public Library	45	12	2,964	680	35,360
Deer Lodge	Hearst Free Library	54	0	2,808	860	44,720
Yellowstone	Laurel Public Library	48	0	2,496	535	27,820
Gallatin	Manhattan Community School Library	36	0	1,872	500	26,000
Jefferson	North Jefferson County Library District	30	0	1,560	785	40,820
Carbon	Red Lodge Carnegie Library	38	0	1,976	374	19,448
Lake	Ronan City Library	34	0	1,768	637	33,124
Rosebud	Rosebud County Library	41	42	4,316	799	41,548
Richland	Sidney-Richland County Library	44	0	2,288	1,272	66,144
Lake	St Ignatius School-Community Library	50	0	2,600	920	47,840
Stillwater	Stillwater County Library	45	0	2,340	519	26,988
Toole	Toole County Library	36	19	2,860	618	32,136
Flathead	Whitefish Community Library	43	0	2,236	3,300	171,600
Powell	William K. Kohrs Memorial Library	33	0	1,716	574	29,848
		789	149	48,776	16,157	840,164

3,500 - 4,999

Blaine	Blaine County Library	33	0	1,716	220	11,440
Sweet Grass	Carnegie Public Library	43	0	2,236	356	18,512
Pondera	Conrad Public Library	38	0	1,976	474	24,648
Ravalli	Darby Community Public Library	37	0	1,924	335	17,420
Mineral	Mineral County Public Library	30	19	2,548	700	36,400
Phillips	Phillips County Library	38	11	2,548	51	2,652
Sanders	Plains District Library	30	0	1,560	390	20,280
Musselshell	Roundup School-Community Library	53	0	2,756	1,012	52,624
Sanders	Thompson Falls Public Library	35	0	1,820	350	18,200
Madison	Thompson-Hickman County Library	40	0	2,080	315	16,380
Gallatin	Three Forks Community Library	44	0	2,288	350	18,200
		421	30	23,452	4,553	236,756

Service Hours by Service Area Population

county	library	Weekly Hours Open to Public		Annual Hours Open	Users	
		main	branch		per week	per year
2,000 - 3,499						
Carbon	Bridger Public Library	26	0	1,352	203	10,556
Teton	Choteau/Teton Public Library	40	0	2,080	380	19,760
Fallon	Fallon County Library	49	0	2,548	235	12,220
Blaine	Harlem Public Library	25	0	1,300	137	7,124
Wheatland	Harlowton Public Library	52	0	2,704	383	19,916
Carbon	Joliet Public Library	36	0	1,872	113	5,876
Judith Basin	Judith Basin County Free Library	43	24	3,484	248	12,896
Liberty	Liberty County Library	39	0	2,028	235	12,220
Sheridan	Sheridan County Library	51	0	2,652	469	24,388
Gallatin	West Yellowstone Public Library	36	0	1,872	548	28,496
		397	24	21,892	2,951	153,452

1,200 - 1,999

Cascade	Belt Public Library	30	0	1,560	188	9,776
Daniels	Daniels County Library	43	0	2,236	400	20,800
Granite	Drummond School . Community Library	40	0	2,080	168	8,736
Teton	Dutton/Teton Public Library	25	0	1,300	101	5,252
Teton	Fairfield/Teton Public Library	19	0	988	130	6,760
Garfield	Garfield County Library	28	0	1,456	59	3,068
McCone	George McCone Memorial County Library	30	0	1,560	184	9,568
Powder River	Henry A Malley Memorial Library	33	0	1,716	129	6,708
Meagher	Meagher County/City Library	30	0	1,560	220	11,440
Granite	Philipsburg Public Library	15	0	780	40	2,080
Sanders	Preston Hot Springs Town-County Library	22	0	1,144	125	6,500
Pondera	Valier Public Library	35	0	1,820	155	8,060
Cascade	Wedsworth Memorial Library	23	0	1,196	153	7,956
		373	0	19,396	2,052	106,704

1,199 and Under

Fergus	Denton Public Library	40	0	2,080	40	2,080
Fergus	Dorothy Asbjornson Community Library	15	0	780	35	1,820
Carter	Ekalaka Public Library	20	0	1,040	65	3,380
Madison	Madison Valley Public Library	44	0	2,288	957	49,764
Fergus	Moore Public Library	15	0	780	24	1,248
Petroleum	Petroleum County School-Community Library	43	0	2,236	170	8,840
Prairie	Prairie County Library	23	0	1,196	82	4,264
Madison	Sheridan Public Library	38	0	1,976	186	9,672
Madison	Twin Bridges Public Library	45	0	2,340	240	12,480
Wibaux	Wibaux Public Library	43	0	2,236	158	8,216
		326	0	16,952	1,957	101,764

Statewide Totals		3,299	745	210,288	89,980	4,678,960
-------------------------	--	--------------	------------	----------------	---------------	------------------

Circulation

county	library	Reference Transactions		Annual Circulation			svc area pop	per cap circ
		weekly	yearly	juvenile	non-juvenile	total		
Beaverhead	Dillon Public Library	68	3,536	11,807	21,000	32,807	9,246	3.55
Big Horn	Big Horn County Public Library	6	312	4,954	46,602	51,556	12,865	4.01
Blaine	Blaine County Library	14	728	7,815	15,002	22,817	3,936	5.80
	Harlem Public Library	10	520	6,152	9,233	15,385	2,555	6.02
Broadwater	Broadwater School and Community Library	71	3,692	20,482	12,584	33,066	5,612	5.89
Carbon	Bridger Public Library	29	1,508	2,544	4,488	7,032	2,796	2.52
	Joliet Public Library	14	728	1,751	7,440	9,191	2,085	4.41
	Red Lodge Carnegie Library	17	884	7,241	10,950	18,191	5,197	3.50
Carter	Ekalaka Public Library	10	520	1,059	5,140	6,199	1,160	5.34
Cascade	Belt Public Library	30	1,560	3,590	6,335	9,925	1,459	6.80
	Great Falls Public Library	251	13,052	121,219	206,252	327,471	78,322	4.18
	Wedsworth Memorial Library	10	520	-1	14,962	14,961	1,547	9.67
Chouteau	Chouteau County Library	21	1,092	50,620	46,783	97,403	5,813	16.76
Custer	Miles City Public Library	50	2,600	16,793	28,583	45,376	11,699	3.88
Daniels	Daniels County Library	60	3,120	4,055	18,020	22,075	1,751	12.61
Dawson	Glendive Public Library	46	2,392	11,312	15,431	26,743	8,966	2.98
Deer Lodge	Hearst Free Library	108	5,616	5,412	28,643	34,055	9,298	3.66
Fallon	Fallon County Library	5	260	8,672	14,337	23,009	2,890	7.96
Fergus	Denton Public Library	2	104	620	950	1,570	557	2.82
	Dorothy Asbjornson Community Library	3	156	903	1,853	2,756	510	5.40
	Lewistown Public Library	98	5,096	36,010	58,632	94,642	10,025	9.44
	Moore Public Library	9	468	415	679	1,094	495	2.21
Flathead	Flathead County Library System	731	38,012	193,321	372,275	565,596	84,571	6.69
	Whitefish Community Library	150	7,800	22,843	45,430	68,273	6,357	10.74
Gallatin	Belgrade Community Library	85	4,420	26,967	42,057	69,024	12,960	5.33
	Bozeman Public Library	861	44,772	289,827	440,247	730,074	62,164	11.74
	Manhattan Community School Library	120	6,240	7,629	28,598	36,227	6,792	5.33
	Three Forks Community Library	50	2,600	9,743	15,354	25,097	4,097	6.13
	West Yellowstone Public Library	15	780	3,740	5,464	9,204	3,499	2.63
Garfield	Garfield County Library	3	156	1,146	1,588	2,734	1,206	2.27
Glacier	Glacier County Library	83	4,316	14,732	21,290	36,022	13,399	2.69
Granite	Drummond School . Community Library	75	3,900	7,026	4,756	11,782	1,748	6.74
	Philipsburg Public Library	3	156	155	2,220	2,375	1,332	1.78
Hill	Havre-Hill County Library	81	4,212	18,935	84,730	103,665	16,096	6.44
Jefferson	Jefferson County Library System	211	10,972	10,224	38,620	48,844	11,406	4.28
	North Jefferson County Library District	177	9,204	16,308	29,521	45,829	5,693	8.05
Judith Basin	Judith Basin County Free Library	13	676	4,547	12,535	17,082	2,072	8.24
Lake	North Lake County Public Library	50	2,600	16,190	42,559	58,749	15,978	3.68
	Ronan City Library	53	2,756	9,321	17,626	26,947	6,244	4.32
	St Ignatius School-Community Library	300	15,600	8,438	4,419	12,857	6,524	1.97
Lewis and Clark	Lewis and Clark Library	244	12,688	176,996	328,708	505,704	63,395	7.98
Liberty	Liberty County Library	51	2,652	4,271	15,267	19,538	2,339	8.35
Lincoln	Lincoln County Public Libraries	158	8,216	15,563	97,814	113,377	19,687	5.76
Madison	Madison Valley Public Library	52	2,704	17,837	26,065	43,902	1,177	37.30
	Sheridan Public Library	10	520	1,884	5,341	7,225	981	7.36
	Thompson-Hickman County Library	86	4,472	3,202	17,608	20,810	4,820	4.32
	Twin Bridges Public Library	21	1,092	1,705	4,779	6,484	714	9.08
McCone	George McCone Memorial County Library	10	520	4,002	5,571	9,573	1,734	5.52
Meagher	Meagher County/City Library	35	1,820	4,059	9,448	13,507	1,891	7.14
Mineral	Mineral County Public Library	300	15,600	6,654	28,174	34,828	4,223	8.25

Circulation

county	library	Reference Transactions		Annual Circulation			svc area pop	per cap circ
		weekly	yearly	juvenile	non-juvenile	total		
Missoula	Missoula Public Library	1,350	70,200	255,876	1,895,584	2,151,460	109,299	19.68
Musselshell	Roundup School-Community Library	67	3,484	2,656	8,711	11,367	4,538	2.50
Park	Livingston-Park County Public Library	226	11,752	20,016	60,863	80,879	15,636	5.17
Petroleum	Petroleum County School-Community Library	55	2,860	4,272	1,274	5,546	494	11.23
Phillips	Phillips County Library	13	676	5,236	12,589	17,825	4,253	4.19
Pondera	Conrad Public Library	80	4,160	11,741	16,301	28,042	4,261	6.58
	Valier Public Library	33	1,716	3,426	8,152	11,578	1,892	6.12
Powder River	Henry A Malley Memorial Library	10	520	3,348	4,740	8,088	1,743	4.64
Powell	William K. Kohrs Memorial Library	44	2,288	5,802	15,504	21,306	7,027	3.03
Prairie	Prairie County Library	22	1,144	2,004	6,704	8,708	1,179	7.39
Ravalli	Bitterroot Public Library	206	10,712	34,863	89,753	124,616	25,577	4.87
	Darby Community Public Library	40	2,080	2,917	9,287	12,204	4,352	2.80
	North Valley Public Library	31	1,612	15,213	63,560	78,773	10,283	7.66
Richland	Sidney-Richland County Library	150	7,800	26,420	59,920	86,340	9,746	8.86
Roosevelt	Roosevelt County Library	52	2,704	19,135	35,174	54,309	10,425	5.21
Rosebud	Rosebud County Library	65	3,380	14,132	47,968	62,100	9,951	6.24
Sanders	Plains District Library	37	1,924	6,444	34,370	40,814	4,532	9.01
	Preston Hot Springs Town-County Library	5	260	450	4,884	5,334	1,918	2.78
	Thompson Falls Public Library	45	2,340	11,167	27,076	38,243	4,963	7.71
Sheridan	Sheridan County Library	25	1,300	3,225	8,721	11,946	3,384	3.53
Silver Bow	Butte-Silver Bow Public Library	210	10,920	19,116	56,840	75,956	34,200	2.22
Stillwater	Stillwater County Library	25	1,300	10,327	25,540	35,867	9,117	3.93
Sweet Grass	Carnegie Public Library	150	7,800	7,852	13,354	21,206	3,651	5.81
Teton	Choteau/Teton Public Library	135	7,020	9,650	27,065	36,715	2,828	12.98
	Dutton/Teton Public Library	30	1,560	1,098	5,895	6,993	1,426	4.90
	Fairfield/Teton Public Library	20	1,040	5,120	4,785	9,905	1,818	5.45
Toole	Toole County Library	45	2,340	10,389	18,333	28,722	5,324	5.39
Valley	Glasgow City-County Library	20	1,040	8,737	32,244	40,981	7,369	5.56
Wheatland	Harlowton Public Library	85	4,420	2,049	5,163	7,212	2,168	3.33
Wibaux	Wibaux Public Library	43	2,236	2,215	4,375	6,590	1,017	6.48
Yellowstone	Laurel Public Library	35	1,820	15,816	18,852	34,668	6,718	5.16
	Parmly Billings Library	300	15,600	290,908	537,497	828,405	141,254	5.86
Statewide Totals		8,614	447,928	2,052,310	5,483,041	7,535,351	994,226	7.58

Top 5: Total Circulation

Missoula Public Library	2,151,460
Bozeman Public Library	730,074
Flathead County Library System	565,596
Lewis and Clark Library	505,704
Great Falls Public Library	327,471

Top 5: Circulation Per Capita

Madison Valley Public Library	37.30
Missoula Public Library	19.68
Chouteau County Library	16.76
Choteau/Teton Public Library	12.98
Daniels County Library	12.61

Programs

county	library	Programs Offered				Program Attendance			
		children	young adults	adults	total	children	young adults	adults	total
Beaverhead	Dillon Public Library	68	3	5	76	1,454	36	176	1,666
Big Horn	Big Horn County Public Library	71	0	0	71	1,355	0	0	1,355
Blaine	Blaine County Library	48	16	7	71	1,152	170	151	1,473
	Harlem Public Library	93	20	44	157	734	40	341	1,115
Broadwater	Broadwater School and Community Library	14	12	44	70	1,272	8	884	2,164
Carbon	Bridger Public Library	7	6	1	14	480	18	45	543
	Joliet Public Library	87	10	21	118	627	52	720	1,399
	Red Lodge Carnegie Library	65	2	21	88	1,530	48	358	1,936
Carter	Ekalaka Public Library	40	7	6	53	219	23	38	280
Cascade	Belt Public Library	3	0	0	3	86	0	0	86
	Great Falls Public Library	443	4	81	528	9,615	43	3,375	13,033
	Wedsworth Memorial Library	41	2	9	52	717	7	188	912
Chouteau	Chouteau County Library	102	0	58	160	1,927	0	1,580	3,507
Custer	Miles City Public Library	135	3	75	213	2,900	50	995	3,945
Daniels	Daniels County Library	104	0	15	119	1,106	0	112	1,218
Dawson	Glendive Public Library	84	3	18	105	2,436	45	532	3,013
Deer Lodge	Hearst Free Library	75	0	13	88	308	0	234	542
Fallon	Fallon County Library	62	0	3	65	641	0	17	658
Fergus	Denton Public Library	1	0	1	2	20	0	6	26
	Dorothy Asbjornson Community Library	27	0	9	36	206	0	57	263
	Lewistown Public Library	136	3	42	181	2,780	52	1,568	4,400
	Moore Public Library	2	0	0	2	19	0	0	19
Flathead	Flathead County Library System	364	32	80	476	8,664	900	4,742	14,306
	Whitefish Community Library	75	38	44	157	1,354	434	422	2,210
Gallatin	Belgrade Community Library	150	12	74	236	4,189	96	1,301	5,586
	Bozeman Public Library	631	6	171	808	18,302	71	9,317	27,690
	Manhattan Community School Library	43	32	16	91	871	545	359	1,775
	Three Forks Community Library	151	7	11	169	2,340	12	63	2,415
	West Yellowstone Public Library	16	32	123	171	244	0	750	994
Garfield	Garfield County Library	1	1	0	2	88	14	0	102
Glacier	Glacier County Library	212	0	79	291	3,154	0	569	3,723
Granite	Drummond School . Community Library	55	9	22	86	788	284	308	1,380
	Philipsburg Public Library	1	0	0	1	6	0	0	6
Hill	Havre-Hill County Library	112	12	85	209	3,512	80	1,836	5,428
Jefferson	Jefferson County Library System	144	74	51	269	2,181	948	622	3,751
	North Jefferson County Library District	3	0	0	3	192	0	29	221
Judith Basin	Judith Basin County Free Library	68	3	14	85	703	46	283	1,032
Lake	North Lake County Public Library	667	15	9	691	6,753	537	1,863	9,153
	Ronan City Library	57	51	4	112	1,050	140	487	1,677
	St Ignatius School-Community Library	10	9	3	22	312	83	42	437
Lewis and Clark	Lewis and Clark Library	378	179	232	789	17,012	10,117	18,658	45,787
Liberty	Liberty County Library	24	2	12	38	135	50	230	415
Lincoln	Lincoln County Public Libraries	166	5	133	304	1,647	148	1,766	3,561
Madison	Madison Valley Public Library	104	21	77	202	2,953	445	1,702	5,100
	Sheridan Public Library	11	0	60	71	145	0	650	795
	Thompson-Hickman County Library	14	1	13	28	195	12	240	447
	Twin Bridges Public Library	29	0	12	41	180	0	375	555
McCone	George McCone Memorial County Library	3	0	1	4	141	0	11	152
Meagher	Meagher County/City Library	96	0	1	97	1,406	0	6	1,412
Mineral	Mineral County Public Library	349	0	4	353	644	0	100	744
Missoula	Missoula Public Library	511	19	319	849	16,221	209	4,574	21,004

Programs

county	library	Programs Offered				Program Attendance			
		children	young adults	adults	total	children	young adults	adults	total
Musselshell	Roundup School-Community Library	36	22	19	77	376	529	218	1,123
Park	Livingston-Park County Public Library	308	33	30	371	6,920	581	239	7,740
Petroleum	Petroleum County School-Community Library	228	0	12	240	1,620	0	190	1,810
Phillips	Phillips County Library	33	18	15	66	260	104	193	557
Pondera	Conrad Public Library	156	2	6	164	3,006	20	638	3,664
	Valier Public Library	32	0	13	45	355	0	118	473
Powder River	Henry A Malley Memorial Library	34	0	7	41	898	0	100	998
Powell	William K. Kohrs Memorial Library	45	0	20	65	540	0	300	840
Prairie	Prairie County Library	43	0	16	59	512	0	121	633
Ravalli	Bitterroot Public Library	186	7	110	303	4,356	31	1,225	5,612
	Darby Community Public Library	254	1	15	270	2,762	0	185	2,947
	North Valley Public Library	105	4	61	170	1,232	11	1,730	2,973
Richland	Sidney-Richland County Library	53	6	25	84	1,232	75	945	2,252
Roosevelt	Roosevelt County Library	140	6	41	187	1,502	258	428	2,188
Rosebud	Rosebud County Library	208	69	179	456	1,805	606	2,082	4,493
Sanders	Plains District Library	52	14	14	80	260	80	200	540
	Preston Hot Springs Town-County Library	1	0	0	1	13	0	0	13
	Thompson Falls Public Library	46	2	17	65	508	6	187	701
Sheridan	Sheridan County Library	35	0	11	46	440	0	82	522
Silver Bow	Butte-Silver Bow Public Library	223	73	81	377	7,066	559	1,903	9,528
Stillwater	Stillwater County Library	70	1	11	82	1,276	3	267	1,546
Sweet Grass	Carnegie Public Library	58	6	3	67	471	0	72	543
Teton	Choteau/Teton Public Library	74	22	18	114	1,167	200	600	1,967
	Dutton/Teton Public Library	3	1	1	5	20	5	20	45
	Fairfield/Teton Public Library	24	0	0	24	221	0	0	221
Toole	Toole County Library	74	0	20	94	1,148	0	239	1,387
Valley	Glasgow City-County Library	59	4	20	83	771	25	463	1,259
Wheatland	Harlowton Public Library	260	260	0	520	2,057	1,952	0	4,009
Wibaux	Wibaux Public Library	26	6	26	58	316	45	256	617
Yellowstone	Laurel Public Library	62	56	49	167	758	549	175	1,482
	Parmly Billings Library	416	32	361	809	13,031	881	3,595	17,507
Statewide Totals		9,497	1,296	3,324	14,117	183,865	22,283	79,453	285,601

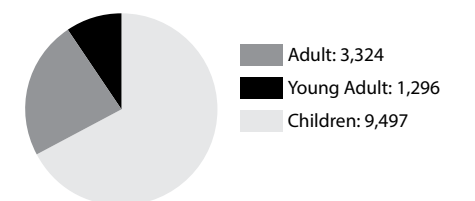
Top 5: Total Programs

Missoula Public Library	849
Bozeman Public Library	808
Lewis and Clark Library	789
North Lake County Public Library	691
Great Falls Public Library	528

Top 5: Total Program Attendance

Lewis and Clark Library	45,787
Bozeman Public Library	27,690
Missoula Public Library	21,004
Flathead County Library System	14,306
Great Falls Public Library	13,033

Total Statewide Programs



Interlibrary Loans

county	library	Loaned			Borrowed		
		in state	out of state	total	in state	out of state	total
Beaverhead	Dillon Public Library	176	31	207	973	733	1,706
Big Horn	Big Horn County Public Library	383	48	431	342	31	373
Blaine	Blaine County Library	152	3	155	37	0	37
	Harlem Public Library	68	7	75	96	0	96
Broadwater	Broadwater School and Community Library	50	16	66	89	7	96
Carbon	Bridger Public Library	1	0	1	15	0	15
	Joliet Public Library	0	0	0	284	66	350
	Red Lodge Carnegie Library	2	0	2	161	33	194
Carter	Ekalaka Public Library	0	0	0	16	4	20
Cascade	Belt Public Library	0	0	0	38	0	38
	Great Falls Public Library	1,160	0	1,160	796	92	888
	Wedsworth Memorial Library	15	1	16	13	0	13
Chouteau	Chouteau County Library	43	0	43	38	0	38
Custer	Miles City Public Library	4,807	72	4,879	1,833	108	1,941
Daniels	Daniels County Library	5	0	5	135	51	186
Dawson	Glendive Public Library	3,887	34	3,921	2,679	114	2,793
Deer Lodge	Hearst Free Library	6,653	90	6,743	5,826	133	5,959
Fallon	Fallon County Library	191	62	253	181	85	266
Fergus	Denton Public Library	0	0	0	0	0	0
	Dorothy Asbjornson Community Library	0	0	0	0	0	0
	Lewistown Public Library	337	168	505	151	60	211
	Moore Public Library	0	0	0	0	0	0
Flathead	Flathead County Library System	51,565	224	51,789	64,900	413	65,313
	Whitefish Community Library	0	0	0	0	0	0
Gallatin	Belgrade Community Library	2,152	36	2,188	1,261	94	1,355
	Bozeman Public Library	1,130	475	1,605	809	1,028	1,837
	Manhattan Community School Library	28	0	28	11	0	11
	Three Forks Community Library	1,447	11	1,458	164	6	170
	West Yellowstone Public Library	1,086	0	1,086	59	0	59
Garfield	Garfield County Library	49	48	97	20	10	30
Glacier	Glacier County Library	147	26	173	197	108	305
Granite	Drummond School . Community Library	2,822	11	2,833	2,583	6	2,589
	Philipsburg Public Library	0	0	0	0	0	0
Hill	Havre-Hill County Library	772	62	834	165	38	203
Jefferson	Jefferson County Library System	301	36	337	310	105	415
	North Jefferson County Library District	1,540	13	1,553	1,108	25	1,133
Judith Basin	Judith Basin County Free Library	110	47	157	76	10	86
Lake	North Lake County Public Library	5,187	48	5,235	7,235	66	7,301
	Ronan City Library	87	52	139	102	39	141
	St Ignatius School-Community Library	26	9	35	128	30	158
Lewis and Clark	Lewis and Clark Library	1,281	1,168	2,449	1,322	1,168	2,490
Liberty	Liberty County Library	0	0	0	0	0	0
Lincoln	Lincoln County Public Libraries	20,733	269	21,002	17,380	987	18,367
Madison	Madison Valley Public Library	472	56	528	659	0	659
	Sheridan Public Library	202	0	202	428	74	502
	Thompson-Hickman County Library	49	0	49	155	1	156
	Twin Bridges Public Library	150	1	151	199	44	243
McCone	George McCone Memorial County Library	23	0	23	85	0	85
Meagher	Meagher County/City Library	206	31	237	212	98	310
Mineral	Mineral County Public Library	3,534	90	3,624	10,712	370	11,082
Missoula	Missoula Public Library	56,317	1,396	57,713	54,029	978	55,007

Interlibrary Loans

county	library	Loaned			Borrowed		
		in state	out of state	total	in state	out of state	total
Musselshell	Roundup School-Community Library	77	21	98	424	18	442
Park	Livingston-Park County Public Library	258	178	436	282	457	739
Petroleum	Petroleum County School-Community Library	81	48	129	165	51	216
Phillips	Phillips County Library	50	12	62	92	0	92
Pondera	Conrad Public Library	92	13	105	245	45	290
	Valier Public Library	223	19	242	113	38	151
Powder River	Henry A Malley Memorial Library	80	14	94	108	20	128
Powell	William K. Kohrs Memorial Library	237	156	393	237	174	411
Prairie	Prairie County Library	50	23	73	250	27	277
Ravalli	Bitterroot Public Library	280	96	376	406	115	521
	Darby Community Public Library	69	23	92	156	70	226
	North Valley Public Library	178	144	322	291	379	670
Richland	Sidney-Richland County Library	262	88	350	182	121	303
Roosevelt	Roosevelt County Library	294	26	320	542	268	810
Rosebud	Rosebud County Library	14,222	388	14,610	3,992	41	4,033
Sanders	Plains District Library	148	30	178	170	31	201
	Preston Hot Springs Town-County Library	0	0	0	178	0	178
	Thompson Falls Public Library	183	81	264	276	113	389
Sheridan	Sheridan County Library	278	47	325	120	27	147
Silver Bow	Butte-Silver Bow Public Library	660	129	789	550	759	1,309
Stillwater	Stillwater County Library	84	20	104	610	122	732
Sweet Grass	Carnegie Public Library	73	10	83	42	6	48
Teton	Choteau/Teton Public Library	138	0	138	91	0	91
	Dutton/Teton Public Library	4	0	4	86	0	86
	Fairfield/Teton Public Library	0	0	0	254	41	295
Toole	Toole County Library	73	7	80	90	46	136
Valley	Glasgow City-County Library	398	71	469	517	254	771
Wheatland	Harlowton Public Library	9	0	9	1	0	1
Wibaux	Wibaux Public Library	72	5	77	89	1	90
Yellowstone	Laurel Public Library	172	45	217	33	0	33
	Parmly Billings Library	424	21	445	79	43	122
Statewide Totals		188,515	6,356	194,871	188,683	10,482	199,165

Top 5: Interlibrary Loans - In State

Missoula Public Library	56,317
Flathead County Library System	51,565
Lincoln County Public Libraries	20,733
Rosebud County Library	14,222
Hearst Free Library	6,653

Top 5: Interlibrary Borrows - In State

Flathead County Library System	64,900
Missoula Public Library	54,029
Lincoln County Public Libraries	17,380
Mineral County Public Library	10,712
North Lake County Public Library	7,235

Interlibrary Loans by Service Area Population

county	library	Loaned			Borrowed		
		in state	out of state	total	in state	out of state	total
Over 25,000							
Ravalli	Bitterroot Public Library	280	96	376	406	115	521
Gallatin	Bozeman Public Library	1,130	475	1,605	809	1,028	1,837
Silver Bow	Butte-Silver Bow Public Library	660	129	789	550	759	1,309
Flathead	Flathead County Library System	51,565	224	51,789	64,900	413	65,313
Cascade	Great Falls Public Library	1,160	0	1,160	796	92	888
Lewis and Clark	Lewis and Clark Library	1,281	1,168	2,449	1,322	1,168	2,490
Missoula	Missoula Public Library	56,317	1,396	57,713	54,029	978	55,007
Yellowstone	Parmly Billings Library	424	21	445	79	43	122
		112,817	3,509	116,326	122,891	4,596	127,487
10,000 - 24,999							
Gallatin	Belgrade Community Library	2,152	36	2,188	1,261	94	1,355
Big Horn	Big Horn County Public Library	383	48	431	342	31	373
Glacier	Glacier County Library	147	26	173	197	108	305
Hill	Havre-Hill County Library	772	62	834	165	38	203
Jefferson	Jefferson County Library System	301	36	337	310	105	415
Fergus	Lewistown Public Library	337	168	505	151	60	211
Lincoln	Lincoln County Public Libraries	20,733	269	21,002	17,380	987	18,367
Park	Livingston-Park County Public Library	258	178	436	282	457	739
Custer	Miles City Public Library	4,807	72	4,879	1,833	108	1,941
Lake	North Lake County Public Library	5,187	48	5,235	7,235	66	7,301
Ravalli	North Valley Public Library	178	144	322	291	379	670
Roosevelt	Roosevelt County Library	294	26	320	542	268	810
		35,549	1,113	36,662	29,989	2,701	32,690
5,000 - 9,999							
Broadwater	Broadwater School and Community Library	50	16	66	89	7	96
Chouteau	Chouteau County Library	43	0	43	38	0	38
Beaverhead	Dillon Public Library	176	31	207	973	733	1,706
Valley	Glasgow City-County Library	398	71	469	517	254	771
Dawson	Glendive Public Library	3,887	34	3,921	2,679	114	2,793
Deer Lodge	Hearst Free Library	6,653	90	6,743	5,826	133	5,959
Yellowstone	Laurel Public Library	172	45	217	33	0	33
Gallatin	Manhattan Community School Library	28	0	28	11	0	11
Jefferson	North Jefferson County Library District	1,540	13	1,553	1,108	25	1,133
Carbon	Red Lodge Carnegie Library	2	0	2	161	33	194
Lake	Ronan City Library	87	52	139	102	39	141
Rosebud	Rosebud County Library	14,222	388	14,610	3,992	41	4,033
Richland	Sidney-Richland County Library	262	88	350	182	121	303
Lake	St Ignatius School-Community Library	26	9	35	128	30	158
Stillwater	Stillwater County Library	84	20	104	610	122	732
Toole	Toole County Library	73	7	80	90	46	136
Flathead	Whitefish Community Library	0	0	0	0	0	0
Powell	William K. Kohrs Memorial Library	237	156	393	237	174	411
		27,940	1,020	28,960	16,776	1,872	18,648
3,500 - 4,999							
Blaine	Blaine County Library	152	3	155	37	0	37
Sweet Grass	Carnegie Public Library	73	10	83	42	6	48
Pondera	Conrad Public Library	92	13	105	245	45	290
Ravalli	Darby Community Public Library	69	23	92	156	70	226
Mineral	Mineral County Public Library	3,534	90	3,624	10,712	370	11,082
Phillips	Phillips County Library	50	12	62	92	0	92
Sanders	Plains District Library	148	30	178	170	31	201
Musselshell	Roundup School-Community Library	77	21	98	424	18	442
Sanders	Thompson Falls Public Library	183	81	264	276	113	389
Madison	Thompson-Hickman County Library	49	0	49	155	1	156
Gallatin	Three Forks Community Library	1,447	11	1,458	164	6	170
		5,874	294	6,168	12,473	660	13,133

Interlibrary Loans by Service Area Population

county	library	Loaned			Borrowed		
		in state	out of state	total	in state	out of state	total
2,000 - 3,499							
Carbon	Bridger Public Library	1	0	1	15	0	15
Teton	Choteau/Teton Public Library	138	0	138	91	0	91
Fallon	Fallon County Library	191	62	253	181	85	266
Blaine	Harlem Public Library	68	7	75	96	0	96
Wheatland	Harlowton Public Library	9	0	9	1	0	1
Carbon	Joliet Public Library	0	0	0	284	66	350
Judith Basin	Judith Basin County Free Library	110	47	157	76	10	86
Liberty	Liberty County Library	0	0	0	0	0	0
Sheridan	Sheridan County Library	278	47	325	120	27	147
Gallatin	West Yellowstone Public Library	1,086	0	1,086	59	0	59
		1,881	163	2,044	923	188	1,111
1,200 - 1,999							
Cascade	Belt Public Library	0	0	0	38	0	38
Daniels	Daniels County Library	5	0	5	135	51	186
Granite	Drummond School . Community Library	2,822	11	2,833	2,583	6	2,589
Teton	Dutton/Teton Public Library	4	0	4	86	0	86
Teton	Fairfield/Teton Public Library	0	0	0	254	41	295
Garfield	Garfield County Library	49	48	97	20	10	30
McCone	George McCone Memorial County Library	23	0	23	85	0	85
Powder River	Henry A Malley Memorial Library	80	14	94	108	20	128
Meagher	Meagher County/City Library	206	31	237	212	98	310
Granite	Phillipsburg Public Library	0	0	0	0	0	0
Sanders	Preston Hot Springs Town-County Library	0	0	0	178	0	178
Pondera	Valier Public Library	223	19	242	113	38	151
Cascade	Wedsworth Memorial Library	15	1	16	13	0	13
		3,427	124	3,551	3,825	264	4,089
1,199 and Under							
Fergus	Denton Public Library	0	0	0	0	0	0
Fergus	Dorothy Asbjornson Community Library	0	0	0	0	0	0
Carter	Ekalaka Public Library	0	0	0	16	4	20
Madison	Madison Valley Public Library	472	56	528	659	0	659
Fergus	Moore Public Library	0	0	0	0	0	0
Petroleum	Petroleum County School-Community Library	81	48	129	165	51	216
Prairie	Prairie County Library	50	23	73	250	27	277
Madison	Sheridan Public Library	202	0	202	428	74	502
Madison	Twin Bridges Public Library	150	1	151	199	44	243
Wibaux	Wibaux Public Library	72	5	77	89	1	90
		1,027	133	1,160	1,806	201	2,007
Statewide Totals		188,515	6,356	194,871	188,683	10,482	199,165

Library Facility Adequacy

county	library	ADA Assessment			For Population Served	
		completed	accessible	needs	adequate	needs
Beaverhead	Dillon Public Library	Yes	Yes			Build a New Library
Big Horn	Big Horn County Public Library	Yes	Yes		Yes	
Blaine	Blaine County Library		Yes		Yes	
	Harlem Public Library	Yes	Yes		Yes	
Broadwater	Broadwater School and Community Library	Yes	Yes		Yes	
Carbon	Bridger Public Library			Major Remodeling		Major Remodeling
	Joliet Public Library	Yes	Yes		Yes	
	Red Lodge Carnegie Library	Yes		Minor Remodeling	Yes	
Carter	Ekalaka Public Library				Yes	
Cascade	Belt Public Library		Yes		Yes	
	Great Falls Public Library	Yes	Yes		Yes	
	Wedsworth Memorial Library	Yes	Yes			Major Remodeling
Chouteau	Chouteau County Library		Yes		Yes	
Custer	Miles City Public Library	Yes	Yes		Yes	
Daniels	Daniels County Library		Yes		Yes	
Dawson	Glendive Public Library	Yes	Yes		Yes	
Deer Lodge	Hearst Free Library		Yes		Yes	
Fallon	Fallon County Library		Yes		Yes	
Fergus	Denton Public Library	Yes	Yes		Yes	
	Dorothy Asbjornson Community Library	Yes	Yes		Yes	
	Lewistown Public Library	Yes	Yes		Yes	
	Moore Public Library	Yes	Yes		Yes	
Flathead	Flathead County Library System	Yes	Yes			Build a New Library
	Whitefish Community Library	Yes	Yes		Yes	
Gallatin	Belgrade Community Library	Yes	Yes		Yes	
	Bozeman Public Library	Yes	Yes		Yes	
	Manhattan Community School Library		Yes		Yes	
	Three Forks Community Library	Yes	Yes		Yes	
	West Yellowstone Public Library		Yes		Yes	
Garfield	Garfield County Library	Yes	Yes		Yes	
Glacier	Glacier County Library	Yes	Yes		Yes	
Granite	Drummond School . Community Library	Yes	Yes		Yes	
	Philipsburg Public Library				Yes	
Hill	Havre-Hill County Library	Yes	Yes		Yes	
Jefferson	Jefferson County Library System		Yes			Major Remodeling
	North Jefferson County Library District			Major Remodeling		Major Remodeling
Judith Basin	Judith Basin County Free Library					Major Remodeling
Lake	North Lake County Public Library	Yes		Major Remodeling		Major Remodeling
	Ronan City Library	Yes				
	St Ignatius School-Community Library	Yes	Yes		Yes	
Lewis and Clark	Lewis and Clark Library		Yes		Yes	
Liberty	Liberty County Library	Yes	Yes		Yes	
Lincoln	Lincoln County Public Libraries	Yes	Yes		Yes	
Madison	Madison Valley Public Library	Yes	Yes		Yes	
	Sheridan Public Library	Yes	Yes		Yes	
	Thompson-Hickman County Library	Yes	Yes			Major Remodeling
	Twin Bridges Public Library			Minor Remodeling	Yes	
McCone	George McCone Memorial County Library	Yes	Yes		Yes	
Meagher	Meagher County/City Library	Yes	Yes			Build a New Library
Mineral	Mineral County Public Library		Yes			
Missoula	Missoula Public Library	Yes	Yes			Build a New Library

Library Facility Adequacy

county	library	ADA Assessment			For Population Served	
		completed	accessible	needs	adequate	needs
Musselshell	Roundup School-Community Library		Yes		Yes	
Park	Livingston-Park County Public Library	Yes	Yes			Major Remodeling
Petroleum	Petroleum County School-Community Library		Yes		Yes	
Phillips	Phillips County Library	Yes		Major Remodeling	Yes	
Pondera	Conrad Public Library	Yes	Yes		Yes	
	Valier Public Library		Yes			Major Remodeling
Powder River	Henry A Malley Memorial Library		Yes		Yes	
Powell	William K. Kohrs Memorial Library		Yes		Yes	
Prairie	Prairie County Library			Minor Remodeling	Yes	
Ravalli	Bitterroot Public Library		Yes			Major Remodeling
	Darby Community Public Library	Yes	Yes		Yes	
	North Valley Public Library		Yes			Major Remodeling
Richland	Sidney-Richland County Library			Major Remodeling		Build a New Library
Roosevelt	Roosevelt County Library	Yes	Yes			Minor Remodeling
Rosebud	Rosebud County Library	Yes	Yes		Yes	
Sanders	Plains District Library	Yes	Yes		Yes	
	Preston Hot Springs Town-County Library		Yes		Yes	
	Thompson Falls Public Library	Yes	Yes		Yes	
Sheridan	Sheridan County Library		Yes		Yes	
Silver Bow	Butte-Silver Bow Public Library	Yes	Yes		Yes	
Stillwater	Stillwater County Library	Yes	Yes			Build a New Library
Sweet Grass	Carnegie Public Library	Yes	Yes		Yes	
Teton	Choteau/Teton Public Library	Yes	Yes		Yes	
	Dutton/Teton Public Library	Yes	Yes		Yes	
	Fairfield/Teton Public Library	Yes	Yes		Yes	
Toole	Toole County Library	Yes		Minor Remodeling		Major Remodeling
Valley	Glasgow City-County Library		Yes			Major Remodeling
Wheatland	Harlowton Public Library	Yes	Yes		Yes	
Wibaux	Wibaux Public Library	Yes	Yes		Yes	
Yellowstone	Laurel Public Library		Yes			Major Remodeling
	Parmly Billings Library	Yes	Yes			Build a New Library

Count of Libraries ADA Accessible Needs Status

ADA Accessible	69
Major Remodeling	5
Minor Remodeling	4
Others	4

Count of Adequacy for Population Served

ADA Accessible	52
Major Remodeling	9
Minor Remodeling	1
Others	21

Automation

county	library	# of comps	online full text dbase	Internet Terminals			kind of internet access	public access catalog	library system vendor/product
				staff	public	LAN			
Beaverhead	Dillon Public Library	10	10	3	11	Yes	512K Frame Relay	Yes	SirsiDynix Corporation
Big Horn	Big Horn County Public Library	26	32	8	30	Yes	T1	Yes	SirsiDynix Corporation
Blaine	Blaine County Library	7	0	2	7		1MB+ DSL Modem	Yes	SirsiDynix Corporation
	Harlem Public Library	3	3	3	3	Yes	256K Frame Relay	Yes	SirsiDynix Corporation
Broadwater	Broadwater School and Community Library	13	13	19	13	Yes	Other Type	Yes	Follett Software Company
Carbon	Bridger Public Library	9	9	2	9	Yes	1MB DSL Modem	Yes	SirsiDynix Corporation
	Joliet Public Library	5	5	2	5	Yes	Satellite	Yes	SirsiDynix Corporation
	Red Lodge Carnegie Library	9	9	3	9		Cable Modem		Sagebrush Corporation
Carter	Ekalaka Public Library	3	3	1	3		1MB DSL Modem	Yes	SirsiDynix Corporation
Cascade	Belt Public Library	12	12	1	12		1MB+ DSL Modem	Yes	Follett Software Company
	Great Falls Public Library	53	28	25	40	Yes	1MB+ DSL Modem	Yes	SirsiDynix Corporation
	Wedsworth Memorial Library	5	5	1	4	Yes	256K DSL Modem		Follett Software Company
Chouteau	Chouteau County Library	16	16	5	14		1MB+ DSL Modem		Follett Software Company
Custer	Miles City Public Library	29	0	7	29	Yes	Cable Modem	Yes	SirsiDynix Corporation
Daniels	Daniels County Library	3	3	1	3		256K DSL Modem	Yes	Sagebrush Corporation
Dawson	Glendive Public Library	13	11	6	11	Yes	Cable Modem	Yes	SirsiDynix Corporation
Deer Lodge	Hearst Free Library	17	17	5	17	Yes	MicroWave	Yes	SirsiDynix Corporation
Fallon	Fallon County Library	8	5	5	5	Yes	T1	Yes	SirsiDynix Corporation
Fergus	Denton Public Library	2	2	2	2	Yes	1MB DSL Modem		Follett Software Company
	Dorothy Asbjornson Community Library	2	2	1	2		1MB+ DSL Modem		Right On Programs
	Lewistown Public Library	9	8	7	9	Yes	1MB+ DSL Modem	Yes	SirsiDynix Corporation
	Moore Public Library	1	1	2	1	Yes	256K DSL Modem		
Flathead	Flathead County Library System	57	57	29	57	Yes	Cable Modem	Yes	SirsiDynix Corporation
	Whitefish Community Library	17	21	21	17		T1	Yes	SirsiDynix Corporation
Gallatin	Belgrade Community Library	14	12	10	14	Yes	Wireless	Yes	SirsiDynix Corporation
	Bozeman Public Library	41	41	31	53	Yes	Cable Modem	Yes	SirsiDynix Corporation
	Manhattan Community School Library	13	13	3	13		T3	Yes	SirsiDynix Corporation
	Three Forks Community Library	9	9	2	9	Yes	Satellite	Yes	SirsiDynix Corporation
	West Yellowstone Public Library	5	5	3	6		Wireless		
Garfield	Garfield County Library	3	3	1	3	Yes	1MB+ DSL Modem		
Glacier	Glacier County Library	16	14	6	16	Yes	1MB+ DSL Modem	Yes	SirsiDynix Corporation
Granite	Drummond School . Community Library	11	11	3	11		Ethernet 10 MB	Yes	SirsiDynix Corporation

Automation

county	library	# of comps	online full text dbase	staff	public	LAN	kind of internet access	public access catalog	library system vendor/product
Hill	Havre-Hill County Library	12	12	5	12		256K DSL Modem	Yes	SirsiDynix Corporation
Jefferson	Jefferson County Library System	20	20	6	20	Yes	T1	Yes	SirsiDynix Corporation
	North Jefferson County Library District	3	3	2	3		Cable Modem		SirsiDynix Corporation
Judith Basin	Judith Basin County Free Library	6	6	2	5		1MB+ DSL Modem	Yes	Sagebrush Corporation
Lake	North Lake County Public Library	22	11	11	20	Yes	Other Type	Yes	SirsiDynix Corporation
	Ronan City Library	14	14	4	14	Yes	1MB+ DSL Modem	Yes	Follett Software Company
	St Ignatius School-Community Library	51	51	3	51		T1	Yes	SirsiDynix Corporation
Lewis and Clark	Lewis and Clark Library	60	48	39	48	Yes	Wireless	Yes	Infor
Liberty	Liberty County Library	11	11	2	11		1MB DSL Modem	Yes	SirsiDynix Corporation
Lincoln	Lincoln County Public Libraries	23	23	11	23	Yes	1MB+ DSL Modem	Yes	SirsiDynix Corporation
Madison	Madison Valley Public Library	7	7	5	7	Yes	T1	Yes	SirsiDynix Corporation
	Sheridan Public Library	5	5	1	4		Other Type	Yes	SirsiDynix Corporation
	Thompson-Hickman County Library	10	9	3	8		1MB+ DSL Modem	Yes	SirsiDynix Corporation
	Twin Bridges Public Library	8	8	2	8	Yes	Other Type	Yes	SirsiDynix Corporation
McCone	George McCone Memorial County Library	3	3	2	2	Yes	1MB+ DSL Modem		
Meagher	Meagher County/City Library	9	9	3	9	Yes	1MB+ DSL Modem	Yes	SirsiDynix Corporation
Mineral	Mineral County Public Library	10	10	31	31		1MB+ DSL Modem	Yes	SirsiDynix Corporation
Missoula	Missoula Public Library	93	93	36	93	Yes	1MB+ DSL Modem	Yes	SirsiDynix Corporation
Musselshell	Roundup School-Community Library	34	34	3	34	Yes	1MB DSL Modem	Yes	SirsiDynix Corporation
Park	Livingston-Park County Public Library	29	24	9	24	Yes	1MB+ DSL Modem	Yes	Open Source - no vendor
Petroleum	Petroleum County School-Community Library	5	5	3	5	Yes	1MB+ DSL Modem	Yes	SirsiDynix Corporation
Phillips	Phillips County Library	4	4	2	4	Yes	Wireless		
Pondera	Conrad Public Library	12	8	4	12	Yes	256K DSL Modem	Yes	Follett Software Company
	Valier Public Library	8	8	2	8	Yes	1MB+ DSL Modem		Follett Software Company
Powder River	Henry A Malley Memorial Library	5	5	1	4		1MB+ DSL Modem	Yes	SirsiDynix Corporation
Powell	William K. Kohrs Memorial Library	8	6	1	6		1MB DSL Modem		Follett Software Company
Prairie	Prairie County Library	8	8	2	6	Yes	1MB DSL Modem		
Ravalli	Bitterroot Public Library	14	14	11	14	Yes	Cable Modem	Yes	SirsiDynix Corporation
	Darby Community Public Library	15	12	4	13	Yes	1MB+ DSL Modem	Yes	SirsiDynix Corporation
	North Valley Public Library	19	17	7	17	Yes	1MB+ DSL Modem	Yes	SirsiDynix Corporation
Richland	Sidney-Richland County Library	15	13	6	13	Yes	Cable Modem	Yes	SirsiDynix Corporation

Automation

county	library	# of comps	online full text dbase	staff	public	LAN	kind of internet access	public access catalog	library system vendor/product
Roosevelt	Roosevelt County Library	17	13	13	17	Yes	1MB+ DSL Modem	Yes	SirsiDynix Corporation
Rosebud	Rosebud County Library	19	19	7	18	Yes	MicroWave	Yes	SirsiDynix Corporation
Sanders	Plains District Library	7	6	2	7		1MB+ DSL Modem	Yes	SirsiDynix Corporation
	Preston Hot Springs Town-County Library	15	15	2	15	Yes	1MB+ DSL Modem	Yes	Follett Software Company
	Thompson Falls Public Library	8	7	3	7	Yes	1MB+ DSL Modem	Yes	SirsiDynix Corporation
Sheridan	Sheridan County Library	8	4	9	6	Yes	1MB DSL Modem	Yes	SirsiDynix Corporation
Silver Bow	Butte-Silver Bow Public Library	50	35	16	55	Yes	Cable Modem	Yes	Open Source Digital Library System
Stillwater	Stillwater County Library	7	6	3	7	Yes	1MB+ DSL Modem	Yes	SirsiDynix Corporation
Sweet Grass	Carnegie Public Library	13	13	4	13	Yes	1MB+ DSL Modem	Yes	SirsiDynix Corporation
Teton	Choteau/Teton Public Library	12	10	2	10	Yes	T1	Yes	Sagebrush Corporation
	Dutton/Teton Public Library	5	5	1	5		Wireless	Yes	
	Fairfield/Teton Public Library	10	13	2	10		Wireless		Sagebrush Corporation
Toole	Toole County Library	8	7	22	7	Yes	256K DSL Modem	Yes	Follett Software Company
Valley	Glasgow City-County Library	8	8	6	8	Yes	1MB+ DSL Modem	Yes	SirsiDynix Corporation
Wheatland	Harlowton Public Library	16	17	1	16	Yes	T3	Yes	
Wibaux	Wibaux Public Library	6	6	3	6	Yes	256K DSL Modem	Yes	Follett Software Company
Yellowstone	Laurel Public Library	17	15	5	15		T1	Yes	SirsiDynix Corporation
	Parmly Billings Library	63	55	35	55	Yes	T3	Yes	SirsiDynix Corporation
Statewide Totals		1,276	1,135	580	1,248				

Vendor	Count	Value
Follett Software Company	12	14.63
Sagebrush Corporation	5	6.10
Other	8	9.76
None	57	69.51

Kind of Access	Count	Value
1MB DSL Modem	8	4.88
1MB+ DSL Modem	29	17.68
256K DSL Modem	8	4.88
256K Frame Relay	1	0.61
512K DSL Modem		0.00
Cable Modem	9	5.49
MicroWave	2	1.22
T1	8	4.88
Others	17	10.37

Definitions, Abbreviations, and Acronyms

comps	Computers
dbase	Database(s)
FTE	Full Time Employee
MLS	Master of Library Science
NA	Not Available
per cap circ	Per Capita Circulation
SFY	State Fiscal Year July through June
Sq	Square
svc area pop w/	Service Area Population With

Contact Information

Montana State Library
1515 East Sixth Avenue
PO Box 201800
Helena, MT 59620-1800

Tracy Cook
Statewide Consulting Librarian
Toll Free in Montana: (866) 843-6524
tcook@mtlib.org

Lauren McMullen
Statewide Consulting Librarian
Toll Free in Montana: (866) 730-1681
lmcmullen@mtlib.org

Suzanne Reymer
Statewide Consulting Librarian
Toll Free in Montana: (888) 826-0837
sreymer@mtlib.org

Sarah McHugh
Director of Statewide Library Resources
Toll Free in Montana: (800) 338-5087
(406) 444-9816
samchugh@mt.gov

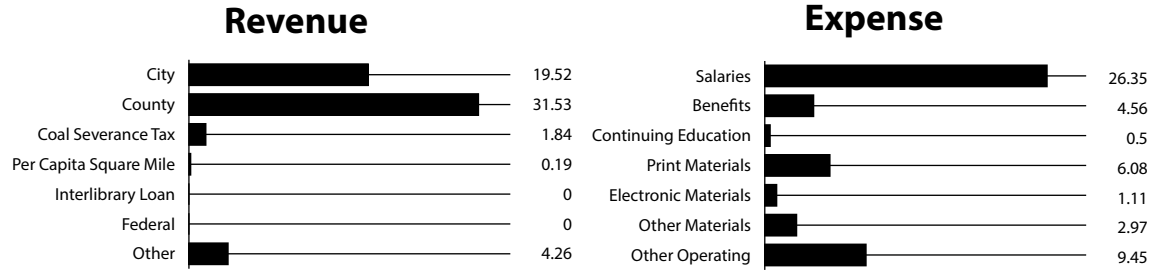
Stacy Bruhn
Statewide Data Coordinator
Toll Free in Montana: (800) 338-5087
(406) 444-5206
abruhn@mt.gov

Appendix A - Revenue and Expense Charts

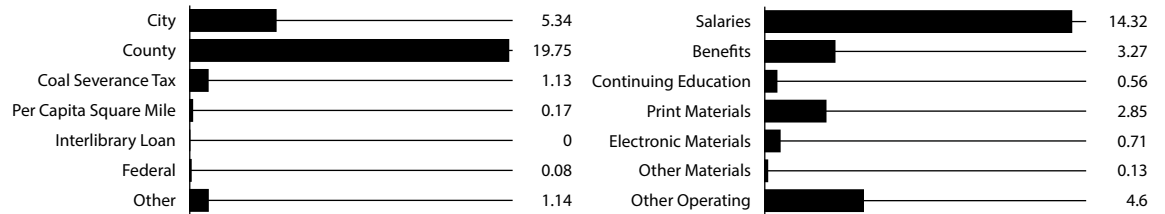
The charts below show Average Revenue and Expenses by Service Area Population. This information is intended as a tool to assist in the interpretation of the Public Library Statistics. For more information on possible ways to interpret these charts, please contact the Montana State Library.

Service Area Population

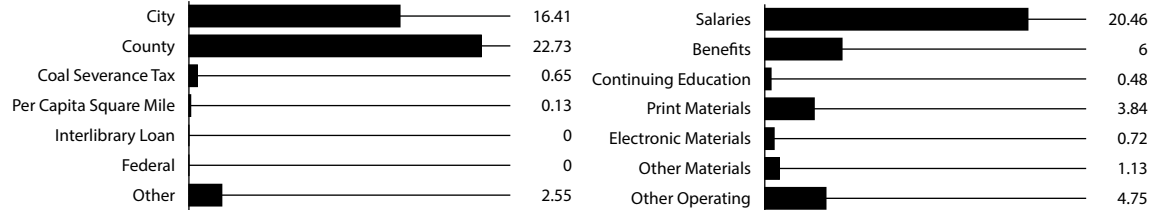
1,199 and Under



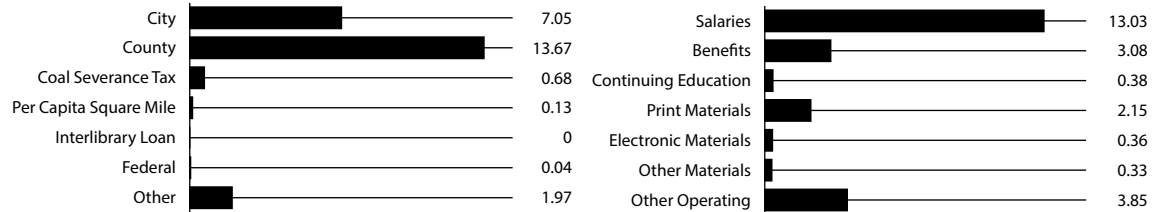
1,200 - 1,999



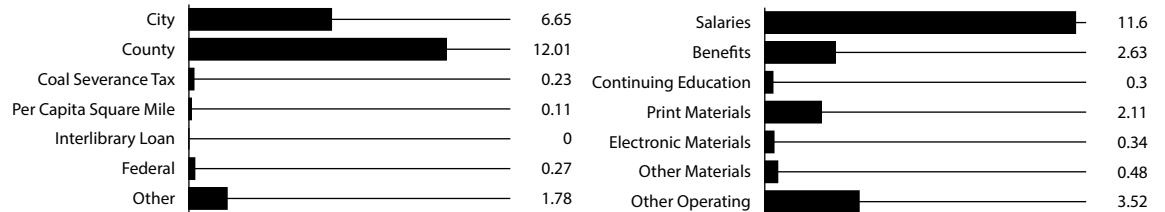
2,000 - 3,499



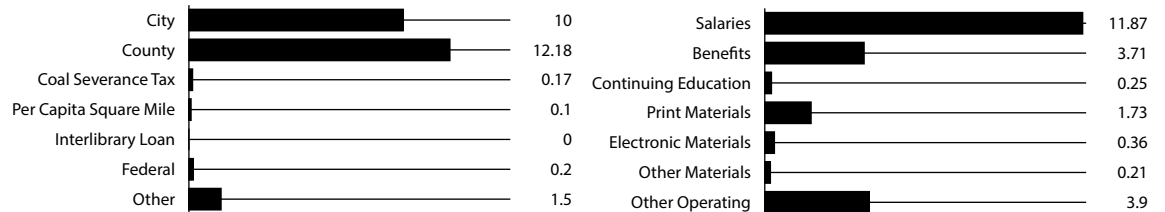
3,500 - 4,999



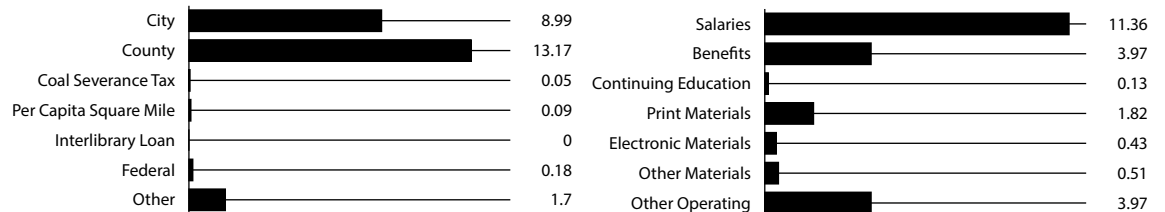
5,000 - 9,999



10,000 - 24,999



Over 25,000





This publication is available in alternative formats upon request. No copies of the Public Library Statistics were published at state expense. Publication and distribution expense information are on file with the Montana Department of Administration.