

2009

Public Library

Annual Report of Statistics

July 2008 - June 2009



MONTANA
State
Library



**Montana
Public Library
Annual Report of Statistics**

July 2008 - June 2009

ISSN: 1066-4904

Published by:



**1515 East Sixth Avenue -- PO Box 201800
Helena, Montana 59620-1800
406-444-3115 -- Fax: 406-444-0266
<http://msl.mt.gov>
msl@mt.gov**

*This publication is available in PDF at
http://msl.mt.gov/For_Librarians/For_Public_Librarians/Statistics/default.asp*

Table of Contents

	<i>page</i>
Letter from the State Librarian	1
Montana Public Libraries	2
Statewide Library Performance Indicators	3
Visits Per Capita	4
Circulation Per Capita	5
Collection Turnover Rate	6
Income Per Capita	7
General and Service Area Population Tables	8
General Information	8
Staff Information	10
Salaries	12
Statewide Mean for Yearly Salaries	15
Library Income	16
Library Income by Service Area Population	20
Library Expenditures	24
Library Expenditures by Service Area Population	28
Collection	32
Collection by Service Area Population	36
Service Hours	40
Service Hours by Service Area Population	42
Circulation	44
Circulation by Service Area Population	46
Programs	48
Interlibrary Loans	50
Interlibrary Loans by Service Area Population	52
Library Facility Adequacy	54
Automation	56
Definitions, Abbreviations, and Acronyms	59
Contact Information	59
Appendix A - Revenue and Expense Charts	60

Letter from the State Librarian

This report contains statistical information for all 80 legally established public libraries in Montana. All statistics are for the reporting period July 2008 through June 2009 and with few exceptions (i.e. service area population which is pulled from census statistics) are submitted by the libraries themselves. The State Library cooperates with the Federal-State Cooperative System (FSCS) program, which develops and compiles national public library statistics for the United States. MSL provides Montana information to the FSCS so that policy-makers, funders, trustees, and librarians can identify trends in the country's libraries services.



I hope that Montana public librarians, trustees, and friends find this report of use to improve the quality and effectiveness of public library service. This information can be useful both in evaluating past efforts and in many planning activities. One way to evaluate your library's performance is to compare measures from year to year. Another way to evaluate is to compare your library's performance with other similar libraries.

The context of the statistics is important for both types of use. If your library's circulation has decreased significantly from year to year, you might easily find the answer if you have experienced budget reductions. However, you may not find an easy answer and you must investigate these changes to remedy problems or continue beneficial activities. Such analysis should use statistics from as many years as possible to spot long-term trends.

If you use the measures to compare your library to other libraries, you should use similar libraries so that the comparisons are meaningful. This report is designed to help you do so by dividing libraries into groups that serve similar populations. However, even within these population groups, wide variations exist between individual libraries. Before using the statistics to make comparisons, check that similarities exist in other factors, such as income, hours open, collections, or mission, goals, and objectives.

The information in the report is presented in two main sections -- performance measures; and general tables. In the first section, MSL chose six measures to highlight. This section provides summaries, general descriptions, and identifies factors that may affect these measures.

The information in the second section, general tables, is presented in two ways. The first is by county name and then by city. The same information is provided by grouping libraries by population, allowing for easy comparisons of similar libraries. New this year, you will find some summary charts, top 5 lists, and pie graphs throughout this publication.

We wish you well in your efforts to continually improve library services in Montana. If we can provide assistance, please do not hesitate to contact us.

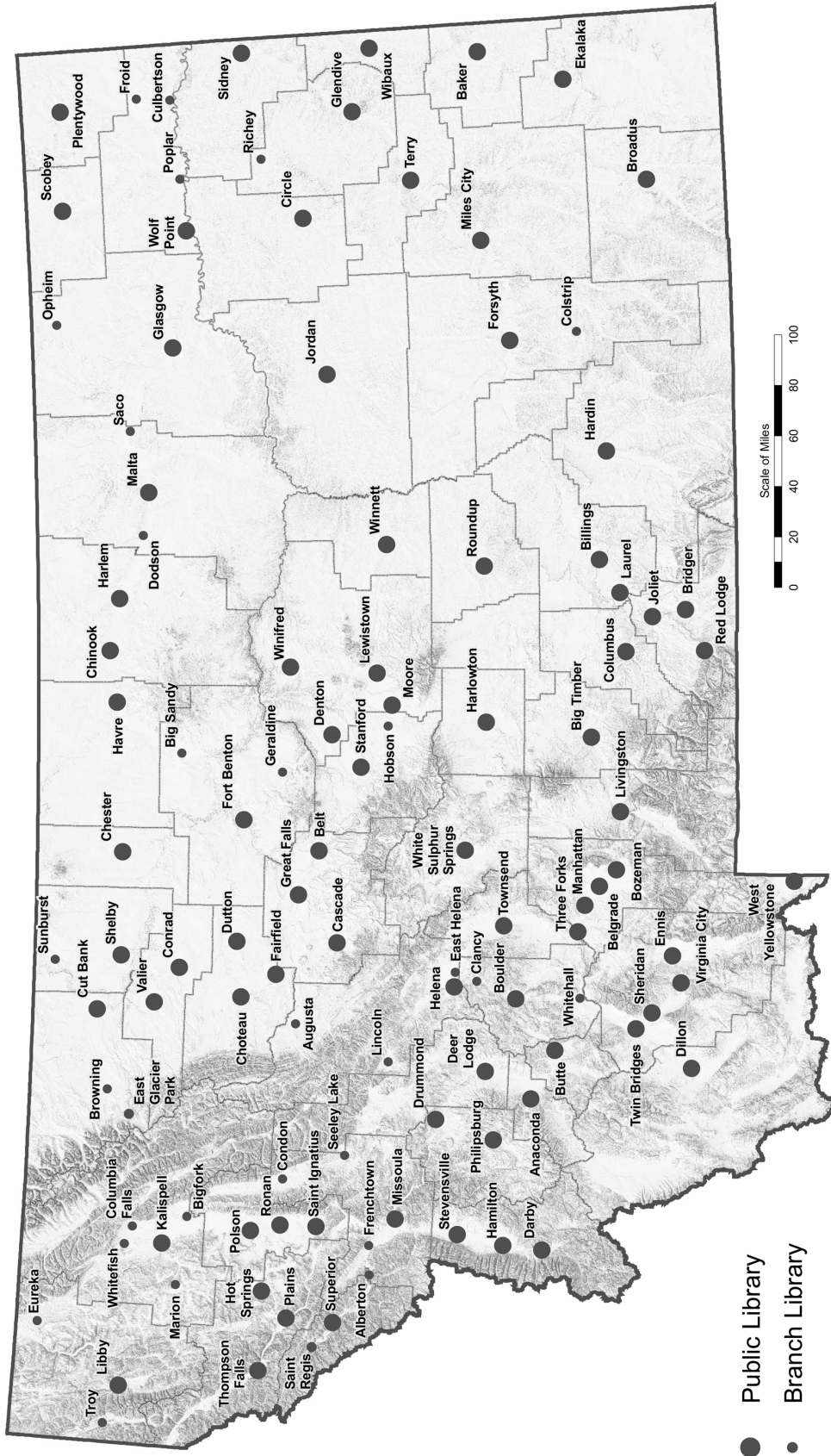
Sincerely,

A handwritten signature in cursive script that reads "Darlene Staffeldt". The signature is written in black ink and is positioned above the printed name.


Darlene Staffeldt
Montana State Librarian

Montana Public Libraries

Montana Public Libraries



- Public Library
- Branch Library



Statewide Library Performance Indicators

Core Performance Measures

Because of their potential applications to library services planning and because of their usefulness as general indicators of library service on a statewide basis, six measures have been designated as core performance measures:

- Visits per capita
- Expenditures per capita
- Holdings per capita
- Turnover rate
- Circulation per capita
- Income per capita

General and Service Area Population Tables

The following pages provide summary data for these performance measures on a statewide basis. The population of the library service area is also provided. For each measure, the text gives a general description and identifies some of the factors affecting the measure.

In this publication, the general tables are categorized by the county in which the public library resides and report basic library information on a library-by-library basis.


Interpreting Measures

Although community and individual library circumstances vary, the core measures and general tables can assist Montana's public librarians and trustees as they evaluate library activities and plan improvements in library services. We offer the following suggestions:

Analyze the library's statistics in terms of library mission, goals, and objectives. Libraries, even in communities of similar size, have varying funding patterns and community expectations for service. A reference and resource library will show a different pattern of statistics than a popular materials library.

- Realize that online databases and the Internet have changed library use patterns. Although statewide and national data have not yet been collected on this service, individual libraries should be tracking this use.
- Remember that performance measure scores are not absolutes. Performance measures are not necessarily precise. Most measures are calculated in percentages and ratios. Do not be too concerned about "decimal points."
- Use performance measures in context. There are not "right" or "wrong" scores for performance measures. One performance measure alone cannot tell a complete story. Performance measure scores should be interpreted in context with each other and with the library's overall service program and budget.
- Exercise patience in working toward improving performance measure scores. Changing a library's score on a performance measure is usually not accomplished overnight. Such a change usually requires work over an extended period. Improving a library's score on selected performance measures has to be a cooperative effort among the library director, library trustees, and the local community.

Statewide Library Performance Indicators	page
Visits Per Capita	4
Circulation Per Capita	5
Collection Turnover Rate	6
Income Per Capita	7



Statewide Library Performance Indicators

Visits Per Capita

Visits Per Capita relates the number of people visiting the library to the population served. It can be thought of as representing the average number of times during a year that a member of the community uses the library. Visits Per Capita is calculated by dividing the library total attendance by the service area population.

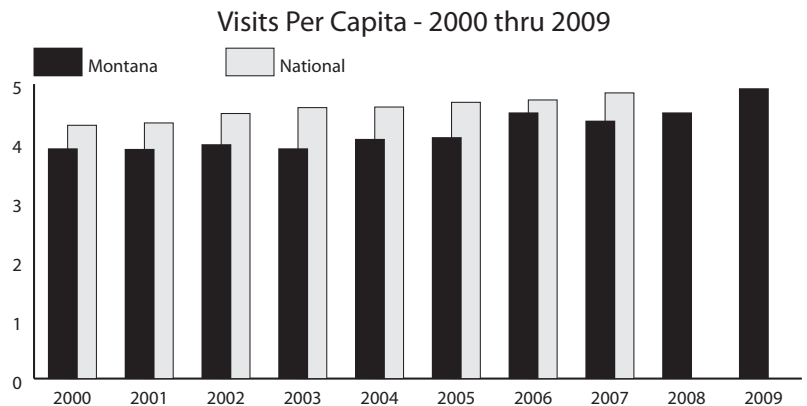
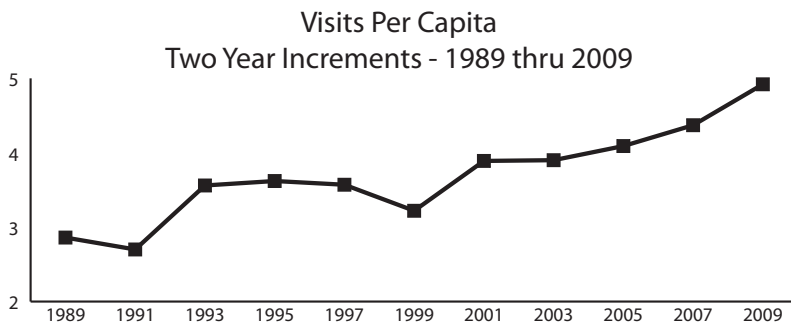
Factors that Influence the Measure

- Fluctuation in the size of the service area population
- Library hours of service
- Physical arrangement and convenience of library facilities
- Public access computing
- Library-provided Wireless Internet Access
- Remote access options to catalogs, services, and databases
- Community awareness of library service
- Special programs--prizes, reading programs, etc.
- Library circulation or acquisitions policies, loan period, fines
- Age, condition, and size of the library's collection

Interpretation and Use

Visits Per Capita is one measure of the community's use of the library, whether for materials, programs, or meetings. A high score on the measure indicates heavy use of the facility. A low score may indicate several things. For example:

- The hours the library is open does not fit the needs of the community;
- The library's collection and/or programming does not meet the community's interests or needs;
- Residents may be unaware of what the library has to offer;
- The facility may be uninviting.
- Patrons may be utilizing the library's online options as opposed to physically attending the facility.



Statewide Library Performance Indicators

Circulation Per Capita

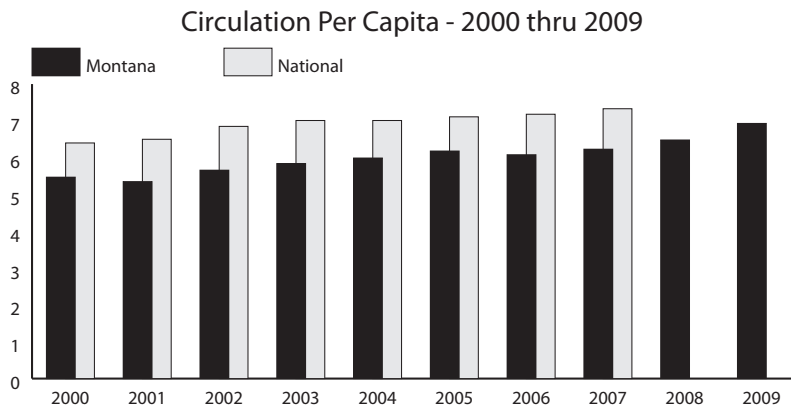
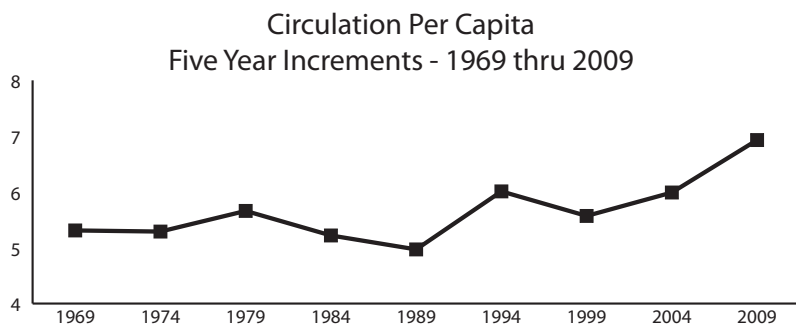
Circulation Per Capita relates the number of items a library circulates to the population served. It can be thought of as representing the average number of items checked out in a year by a member of the community. Circulation Per Capita is calculated by dividing the library's total annual circulation by the service area population.

Factors that Influence the Measure

- Fluctuation in the size of the service area population
- Increase or decrease in the number of items circulated annually
- Library circulation or acquisitions policies, loan period, fines
- Special programs--prizes, reading programs, etc.
- Community awareness of library service
- Library hours of service
- Number of library users
- Age, condition, and size of the library's collection
- Physical arrangement and convenience of library facilities

Interpretation and Use

- The library's collection may not meet community needs or interests;
- Community residents may be unaware of the library's resources;
- The library may have an extensive collection of non-circulating materials.



Statewide Library Performance Indicators

Collection Turnover Rate

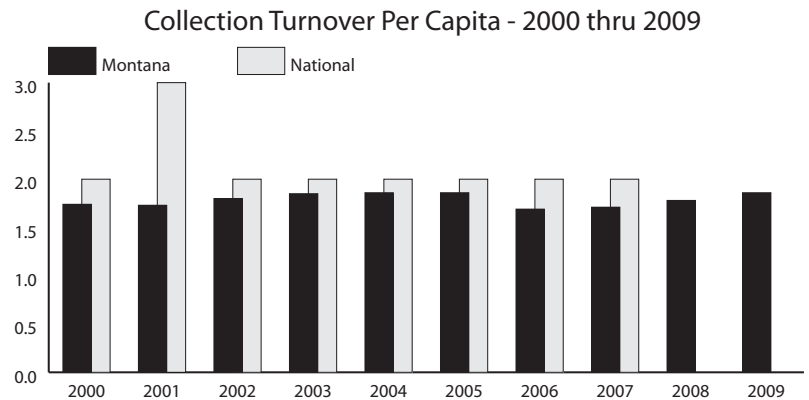
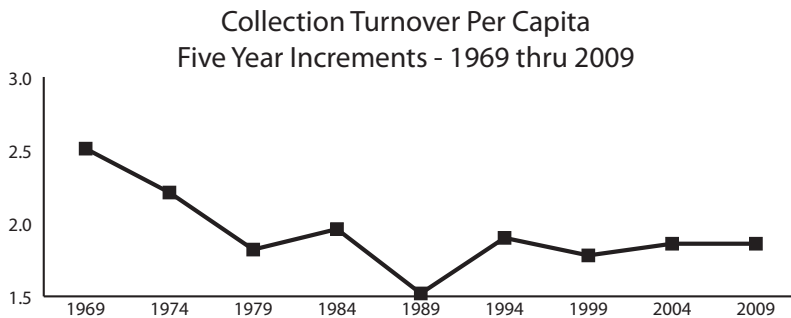
Turnover Rate measures the activity of a library's collection, indicating the number of times each unit of library material would have circulated during the year if circulation had been spread evenly throughout the collection. It is calculated by dividing the library's total annual circulation by total library holdings.

Factors that Influence the Measure

- Increase or decrease in the annual circulation
- Circulation policies--loan period, fines
- Library acquisitions and collection development policies
- Special programs--prizes, reading program, etc.
- Community awareness of library service
- Library hours of service
- Number of library users
- Age, condition, and size of the library's collection
- Physical arrangement and convenience of library facilities

Interpretation and Use

This measure related strongly to the goals each library has set for meeting the service needs of its community. A library which emphasizes the circulation of popular reading materials will have a higher Turnover Rate than a library which emphasizes subject depth in its collection and has an extensive reference collection.



Statewide Library Performance Indicators

Income Per Capita

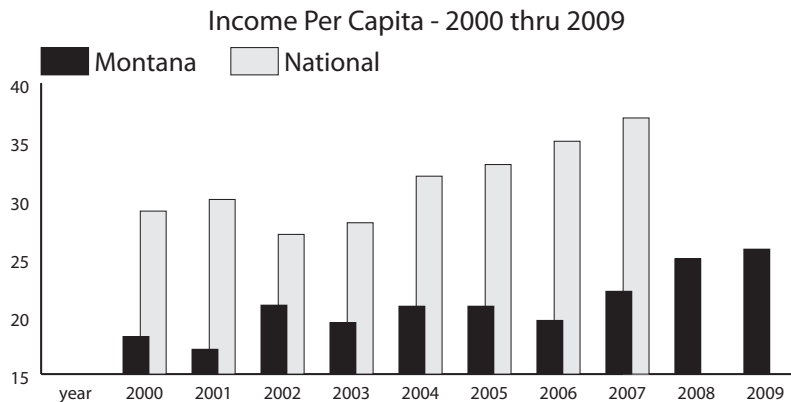
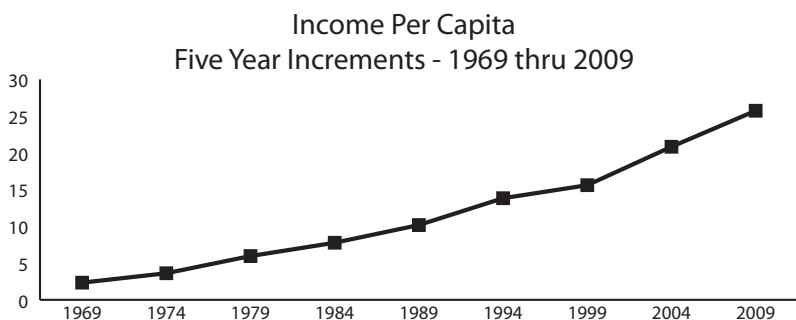
Income Per Capita relates library income to the population of the service area served. It is obtained by dividing the library's total income by the service area population. Figures shown here are based on each library's total income, which includes city, district, county, state, federal, and other income.

Factors that Influence the Measure

- Overall local economic conditions
- Changing tax base
- Demands on local government for all public services in general and library service specifically
- Community perception of the importance and value of library service
- Political climate
- Changes in the availability of state and federal grants

Interpretation and Use

Knowing the extent to which a city, district or county government is providing the financial support possible for its library is valuable information for public librarians and their boards.



General Information

county	library	registered borrowers	percent registered	branches	bookmobiles
		2,969	32.26	0	0
Big Horn	Big Horn County Public Library	6,438	50.81	0	0
Blaine	Blaine County Library	1,389	32.31	0	0
	Harlem Public Library	812	29.96	0	0
Broadwater	Broadwater School and Community Library	2,931	66.84	0	0
Carbon	Bridger Public Library	1,101	48.74	0	0
	Joliet Public Library	730	33.03	0	0
	Red Lodge Carnegie Library	3,610	71.02	0	0
Carter	Ekalaka Public Library	442	32.50	0	0
Cascade	Belt Public Library	589	38.70	0	0
	Great Falls Public Library	27,262	35.35	0	1
	Wedsworth Memorial Library	626	36.65	0	0
Chouteau	Chouteau County Library	3,900	65.33	2	0
Custer	Miles City Public Library	3,796	32.46	0	0
Daniels	Daniels County Library	1,632	80.91	0	0
Dawson	Glendive Public Library	3,129	34.54	1	0
Deer Lodge	Hearst Free Library	4,232	44.94	0	0
Fallon	Fallon County Library	1,439	50.72	0	0
Fergus	Denton Public Library	234	77.74	0	0
	Dorothy Asbjornson Community Library	158	101.28	0	0
	Lewistown Public Library	4,339	38.57	0	0
	Moore Public Library	95	51.08	0	0
Flathead	Flathead County Library System	39,744	53.37	4	0
Gallatin	Belgrade Community Library	8,195	79.78	0	0
	Bozeman Public Library	29,329	61.35	0	0
	Manhattan Community School Library	1,484	46.17	0	0
	Three Forks Community Library	1,194	33.67	0	0
	West Yellowstone Public Library	2,352	78.53	0	0
Garfield	Garfield County Library	739	57.78	0	0
Glacier	Glacier County Library	6,217	46.93	2	0
Granite	Drummond School Community Library	537	48.08	0	0
	Philipsburg Public Library	250	14.59	0	0
Hill	Havre-Hill County Library	8,415	50.47	0	0
Jefferson	Boulder Community Library	5,061	50.36	2	0
Judith Basin	Judith Basin County Free Library	859	36.88	1	0
Lake	Polson City Library	8,190	69.47	0	0
	Ronan City Library	2,710	30.92	0	0
	St Ignatius School-Community Library	821	13.79	0	0
Lewis and Clark	Lewis and Clark Library	25,730	46.18	3	0
Liberty	Liberty County Library	1,521	70.48	0	0
Lincoln	Lincoln County Public Libraries	9,040	47.99	2	0
Madison	Madison Valley Public Library	1,200	106.29	0	0
	Sheridan Public Library	788	83.12	0	0
	Thompson-Hickman County Library	2,479	60.70	0	0
	Twin Bridges Public Library	778	112.92	0	0
McCone	George McCone Memorial County Library	763	38.59	0	0

General Information

county	library	registered borrowers	percent registered	branches	bookmobiles
Meagher	Meagher County/City Library	964	49.90	0	0
Mineral	Mineral County Public Library	2,451	63.11	2	0
Missoula	Missoula Public Library	64,545	67.37	3	0
Musselshell	Roundup School-Community Library	1,245	27.69	0	0
Park	Livingston-Park County Public Library	14,312	91.19	0	0
Petroleum	Petroleum County School-Community Library	540	109.53	0	0
Phillips	Phillips County Library	1,964	42.69	2	0
Pondera	Conrad Public Library	3,634	80.79	0	0
	Valier Public Library	685	35.57	0	0
Powder River	Henry A Malley Memorial Library	1,175	63.24	0	0
Powell	William K. Kohrs Memorial Library	2,860	39.83	0	0
Prairie	Prairie County Library	679	56.63	0	0
Ravalli	Bitterroot Public Library	10,089	42.31	0	0
	Darby Community Public Library	1,288	32.97	0	0
	North Valley Public Library	2,404	28.90	0	0
Richland	Sidney-Richland County Library	4,478	46.32	0	0
Roosevelt	Roosevelt County Library	3,667	34.53	3	0
Rosebud	Rosebud County Library	4,265	45.45	1	0
Sanders	Plains Public Library District	2,326	61.08	0	0
	Preston Town County Library	1,012	59.85	0	0
	Thompson Falls Public Library	2,545	53.83	0	0
Sheridan	Sheridan County Library	2,313	56.35	0	0
Silver Bow	Butte-Silver Bow Public Library	16,911	48.87	0	0
Stillwater	Stillwater County Library	4,994	60.94	0	0
Sweet Grass	Carnegie Public Library	2,005	55.56	0	0
Teton	Choteau/Teton Public Library	3,581	103.98	0	0
	Dutton Public Library	353	25.20	0	0
	Fairfield/Teton Public Library	673	42.09	0	0
Toole	Toole County Library	2,469	46.88	1	0
Valley	Glasgow City-County Library	2,470	32.18	1	0
Wheatland	Harlowton Public Library	513	22.61	0	0
Wibaux	Wibaux Public Library	607	56.84	0	0
Yellowstone	Laurel Public Library	2,061	32.95	0	0
	Parmly Billings Library	45,984	37.36	0	1
Statewide Totals		442,311	37.36%	30	2

"-" = Data not available because the library has not purged its files in the last three years.

Percent Registered may be greater than 100% because some libraries allow people not in their service area to register.

Top 5 Percent of Registered Borrowers

Twin Bridges Public Library	112.92
Petroleum County School-Community Library	109.53
Madison Valley Public Library	106.29
Choteau/Teton Public Library	103.98
Dorothy Asbjornson Community Library	101.28

Percent of Registered Borrowers by Population Group


Over 25,000	49.98
10,000 - 24,999	52.91
5,000 - 9,999	41.75
3,500 - 4,999	51.35
2,000 - 3,499	54.73
1,200 - 1,999	42.41
1,199 and Under	82.99

Staff Information

county	library	director has MLS	total FTE w/MLS	director FTE	librarian FTE	other staff	total staff	service area pop
			0.00	1.00	1.40	1.40	2.80	9,202
Big Horn	Big Horn County Public Library		1.00	1.00	4.00	0.80	4.80	12,671
Blaine	Blaine County Library		0.00	0.78	1.55	0.10	1.65	4,299
	Harlem Public Library		0.00	0.63	1.13	0.00	1.13	2,710
Broadwater	Broadwater School and Community Library		0.00	1.00	1.00	1.93	2.93	4,385
Carbon	Bridger Public Library		0.00	0.53	0.53	0.32	0.85	2,259
	Joliet Public Library		0.00	0.40	0.50	0.00	0.50	2,210
	Red Lodge Carnegie Library		1.00	1.00	1.00	0.48	1.48	5,083
Carter	Ekalaka Public Library		0.00	0.63	0.63	0.00	0.63	1,360
Cascade	Belt Public Library		0.00	0.55	0.60	0.00	0.60	1,522
	Great Falls Public Library		4.00	0.00	5.00	11.80	16.80	77,128
	Wedsworth Memorial Library		0.00	0.58	0.58	0.00	0.58	1,708
Chouteau	Chouteau County Library		0.00	1.00	5.08	0.60	5.68	5,970
Custer	Miles City Public Library		0.00	1.00	3.00	2.00	5.00	11,696
Daniels	Daniels County Library		0.00	1.00	1.88	0.00	1.88	2,017
Dawson	Glendive Public Library		0.00	1.00	1.30	2.80	4.10	9,059
Deer Lodge	Hearst Free Library		1.00	1.00	2.63	1.30	3.93	9,417
Fallon	Fallon County Library		0.00	1.00	1.00	2.25	3.25	2,837
Fergus	Denton Public Library		0.00	1.00	1.00	0.00	1.00	301
	Dorothy Asbjornson Community Library		0.00	0.33	0.35	0.05	0.40	156
	Lewistown Public Library		1.00	1.00	3.50	1.63	5.13	11,250
	Moore Public Library		0.00	0.38	0.40	0.00	0.40	186
Flathead	Flathead County Library System		5.50	1.00	8.35	18.60	26.95	74,471
Gallatin	Belgrade Community Library		0.00	1.00	1.00	3.30	4.30	10,272
	Bozeman Public Library		8.18	1.00	11.55	9.37	20.92	47,805
	Manhattan Community School Library		0.00	1.00	1.00	1.50	2.50	3,214
	Three Forks Community Library		0.00	1.00	1.00	0.45	1.45	3,546
	West Yellowstone Public Library		0.00	1.00	2.00	0.00	2.00	2,995
Garfield	Garfield County Library		0.00	0.50	0.70	0.00	0.70	1,279
Glacier	Glacier County Library		0.93	0.93	2.65	1.17	3.82	13,247
Granite	Drummond School Community Library		0.00	0.38	0.38	0.00	0.38	1,117
	Philipsburg Public Library		0.00	0.38	0.38	0.03	0.40	1,713
Hill	Havre-Hill County Library		0.00	1.00	4.30	0.47	4.77	16,673
Jefferson	Boulder Community Library		0.00	0.00	2.00	3.20	5.20	10,049
Judith Basin	Judith Basin County Free Library		0.00	1.00	2.80	0.20	3.00	2,329
Lake	Polson City Library		0.00	1.00	3.00	2.05	5.05	11,789
	Ronan City Library		1.00	1.00	1.00	0.00	1.00	8,765
	St Ignatius School-Community Library		0.00	0.93	1.43	0.86	2.29	5,953
Lewis and Clark	Lewis and Clark Library		6.00	1.00	11.90	17.10	29.00	55,716
Liberty	Liberty County Library		0.00	1.00	1.80	0.00	1.80	2,158
Lincoln	Lincoln County Public Libraries		2.00	1.00	5.93	1.58	7.50	18,837
Madison	Madison Valley Public Library		0.00	1.00	1.50	0.50	2.00	1,129
	Sheridan Public Library		0.00	1.00	1.00	0.00	1.00	948
	Thompson-Hickman County Library		0.00	1.00	1.00	0.75	1.75	4,084
	Twin Bridges Public Library		0.00	0.75	0.75	0.90	1.65	689

Staff Information

county	library	director has MLS	total FTE w/MLS	director FTE	librarian FTE	other staff	total staff	service area pop
McCone	George McCone Memorial County Library		0.00	0.60	0.60	0.50	1.10	1,977
Meagher	Meagher County/City Library		0.00	1.00	1.00	0.00	1.00	1,932
Mineral	Mineral County Public Library		0.00	0.70	0.95	1.03	1.98	3,884
Missoula	Missoula Public Library		7.00	1.00	13.30	25.08	38.38	95,802
Musselshell	Roundup School-Community Library		1.00	1.00	1.73	0.00	1.73	4,497
Park	Livingston-Park County Public Library		2.00	1.00	5.45	1.65	7.10	15,694
Petroleum	Petroleum County School-Community Library		0.00	0.23	0.73	0.70	1.43	493
Phillips	Phillips County Library		0.00	1.00	1.73	0.56	2.29	4,601
Pondera	Conrad Public Library		0.00	1.00	2.83	0.00	2.83	4,498
	Valier Public Library		0.00	0.88	0.88	0.00	0.88	1,926
Powder River	Henry A Malley Memorial Library		0.00	0.55	1.10	0.00	1.10	1,858
Powell	William K. Kohrs Memorial Library		0.00	1.00	1.48	0.53	2.00	7,180
Prairie	Prairie County Library		0.00	0.70	0.70	0.08	0.78	1,199
Ravalli	Bitterroot Public Library		0.00	1.00	3.00	4.20	7.20	23,844
	Darby Community Public Library		0.75	0.75	0.75	2.15	2.90	3,907
	North Valley Public Library		0.53	0.53	0.53	2.56	3.09	8,319
Richland	Sidney-Richland County Library		1.00	1.00	2.00	1.50	3.50	9,667
Roosevelt	Roosevelt County Library		0.00	1.00	5.83	1.00	6.83	10,620
Rosebud	Rosebud County Library		0.00	1.00	3.35	1.68	5.03	9,383
Sanders	Plains Public Library District		0.00	0.75	0.78	0.83	1.60	3,808
	Preston Town County Library		0.00	0.50	0.50	0.50	1.00	1,691
	Thompson Falls Public Library		0.00	0.80	0.80	1.08	1.88	4,728
Sheridan	Sheridan County Library		0.00	1.00	2.25	0.00	2.25	4,105
Silver Bow	Butte-Silver Bow Public Library		4.00	1.00	6.15	7.25	13.40	34,606
Stillwater	Stillwater County Library		0.90	1.00	2.40	0.00	2.40	8,195
Sweet Grass	Carnegie Public Library		1.00	1.00	2.00	0.00	2.00	3,609
Teton	Choteau/Teton Public Library		0.00	0.48	1.05	0.45	1.50	3,444
	Dutton Public Library		0.00	0.45	0.55	0.07	0.62	1,401
	Fairfield/Teton Public Library		0.00	0.50	0.50	0.20	0.70	1,599
Toole	Toole County Library		0.25	0.88	1.68	0.43	2.11	5,267
Valley	Glasgow City-County Library		1.00	1.00	1.15	2.43	3.58	7,675
Wheatland	Harlowton Public Library		0.00	0.88	0.88	0.20	1.08	2,269
Wibaux	Wibaux Public Library		0.00	0.60	1.20	0.38	1.58	1,068
Yellowstone	Laurel Public Library		0.00	1.00	2.23	0.68	2.90	6,255
	Parmly Billings Library		5.00	1.00	10.00	15.50	25.50	123,097
Statewide Totals			56.03	65.38	187.43	162.65	350.08	900,302



Salaries

population category	position	high	low
---------------------	----------	------	-----

1,199 and Under

	Library Director	26,541	15,080
	Library Director	29,120	27,622
	Assistant Director	17,784	15,080
	Branch Librarian	42,848	12,480
	School Librarian	83,200	83,200
	Assistant Librarian	17,930	14,040
	Assistant Librarian	21,320	19,115
	Circulation Clerk	15,080	15,080
	Custodian	15,371	15,371
	Custodian	17,160	17,160
	Librarian	27,435	27,435
	Librarian	23,504	15,600
	Library Aide	16,640	15,080
	Library Aide	23,525	18,491
	Library Assistant	15,080	15,080
	Library Assistant	22,194	15,600
	Library Clerk	25,334	17,098
	Library Page	17,909	17,909
	Library Staff Member	26,000	14,352
	Library Technician	25,688	25,688
	Photograph Archivist	14,040	14,040
	Substitute Librarian	15,080	15,080
	Substitute Librarian	15,080	15,080

1,200 - 1,999

	Library Director	25,896	14,560
	Academy Director	15,704	15,704
	Administrative Assistant	19,760	19,760
	Assistant Librarian	25,168	15,413
	Library Assistant	16,120	14,560
	Library Clerk	17,202	15,080
	Substitute Librarian	17,451	15,080

2,000 - 3,499

	Library Director	43,514	22,880
	Assistant Librarian	29,120	16,931
	Circulation Librarian	22,360	22,360
	Librarian	23,941	23,941
	Library Aide	29,411	16,536
	Library Assistant	16,640	16,640
	Library Staff Member	15,080	15,080
	Technical Services Director	21,736	21,736
	Youth Services Librarian	19,198	19,198

3,500 - 4,999

	Library Director	72,800	20,592
	Assistant Director	20,051	20,051
	Community Librarian	17,160	17,160
	Assistant Librarian	31,325	17,160
	Circulation Librarian	15,080	15,080
	Custodian	14,040	14,040
	Information Systems Technician	35,755	35,755
	Librarian	58,781	15,912
	Library Aide	24,690	15,350
	Library Assistant	17,160	16,744
	Library Clerk	22,006	14,560
	Library Staff Member	20,800	20,800
	Substitute Librarian	15,080	15,080
	Youth Services Librarian	17,826	17,826


population category	position	high	low
---------------------	----------	------	-----

5,000 - 9,999

	Library Director	50,190	25,792
	Assistant Director	26,936	19,469
	Community Librarian	16,640	16,640
	Assistant Librarian	26,208	17,555
	Cataloger	17,846	17,846
	Cataloging Technician	24,419	24,419
	Circulation Clerk	17,306	17,306
	Circulation Librarian	29,370	29,370
	Custodian	19,427	19,427
	Interlibrary Loan Technician	19,427	19,427
	Library Aide	28,475	16,224
	Library Assistant	35,069	12,792
	Library Clerk	25,563	18,720
	Library Specialist	14,040	14,040
	Library Technician	26,998	26,998
	Substitute Librarian	16,640	16,640
	Systems Administrator	25,438	25,438
	Youth Services Librarian	20,800	20,800

10,000 - 24,999

	Library Director	49,733	33,467
	Assistant Director	29,994	29,994
	Branch Librarian	30,181	30,181
	Administrative Assistant	27,123	23,338
	Adult Basic Education Teacher	32,178	32,178
	Adult Services Librarian	41,600	39,250
	Archivist	32,448	32,448
	Assistant Librarian	26,333	26,333
	Cataloger	32,656	32,656
	Circulation Clerk	25,626	15,496
	Circulation Librarian	28,142	18,824
	Circulation Supervisor	19,677	19,677
	Collection Management Librarian	28,870	24,544
	Information Services Librarian	22,942	22,942
	Interlibrary Loan Librarian	23,733	23,733
	Interlibrary Loan Technician	39,000	39,000
	Librarian	25,688	25,688
	Library Aide	16,058	16,058
	Library Assistant	29,266	17,680
	Library Associate	23,338	23,338
	Library Clerk	16,370	15,662
	Library Page	16,307	16,058
	Library Staff Member	30,742	18,138
	Network Manager	33,176	33,176
	Public Services Librarian	31,512	16,640
	Systems Administrator	29,890	29,890
	Technical Services Assistant	24,731	24,731
	Technical Services Librarian	25,813	25,813
	Technology Librarian	30,992	30,992
	Youth Services Librarian	34,008	21,840
	Youth Worker	14,872	14,872



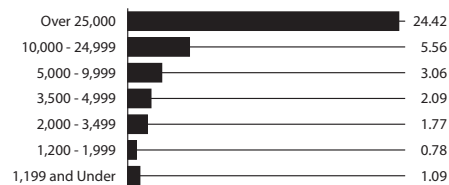
Salaries

population category	position	high	low
---------------------	----------	------	-----

Over 25,000

Library Director	103,064	41,600
Assistant Director	66,227	43,493
Branch Librarian	42,848	28,309
Digital Initiatives Librarian	30,181	30,181
Information Services Manager	42,037	38,501
Acquisitions/Periodicals	34,549	34,549
Administration	50,835	50,835
Administrative Assistant	37,960	24,190
Adult Services Librarian	44,949	30,181
Bookmobile Librarian	44,096	44,096
Business Manager	49,005	40,789
Cataloger	51,688	46,800
Cataloging Technician	37,731	37,731
Chief Financial Officer	59,238	59,238
Circulation Clerk	36,275	20,758
Circulation Librarian	51,459	21,382
Circulation Supervisor	40,414	33,821
Collection Management Librarian	51,646	41,038
Coordinator of Volunteer Services	39,686	39,686
Custodian	33,197	24,690
Interlibrary Loan Librarian	46,800	26,312
Interlibrary Loan Technician	36,088	22,090
Librarian	38,875	38,189
Library Aide	23,525	19,739
Library Assistant	33,010	20,779
Library Associate	28,392	25,126
Library Clerk	24,315	18,720
Library Page	20,904	16,224
Library Specialist	32,074	25,709
Library Technician	35,256	23,400
Network Manager	54,891	53,914
Outreach Librarian	46,800	46,800
Public Services Librarian	38,189	38,189
Reference Librarian	56,742	28,142
Substitute Librarian	30,451	20,779
Systems Librarian	46,800	46,800
Systems Specialist	34,133	34,133
Technical Services and Systems Supervisor	49,234	49,234
Technical Services Assistant	31,013	27,768
Technical Services Clerk	26,062	19,760
Technical Services Director	30,181	30,181
Technical Services Librarian	48,069	48,069
Technical Services Technician	33,779	26,603
Technology Librarian	41,038	41,038
Web Developer/Database Specialist	39,749	39,749
Youth Services Librarian	51,646	26,686

Total Average Employees by Service Area Population



Average Salary Per Population Group

Over 25,000	37,268
10,000 - 24,999	26,432
5,000 - 9,999	21,721
3,500 - 4,999	20,951
2,000 - 3,499	21,482
1,200 - 1,999	17,689
1,199 and Under	21,951

Statewide Mean for Yearly Salaries

position	number of positions reported	mean yearly salary
Academy Director	4	15,704
Acquisitions/Periodicals	4	34,549
Administration	4	50,835
Administrative Assistant	32	27,862
Adult Basic Education Teacher	4	32,178
Adult Services Librarian	16	40,425
Archivist	4	32,448
Assistant Director	44	26,936
Assistant Librarian	104	19,500
Bookmobile Librarian	8	32,895
Branch Librarian	132	28,309
Business Manager	8	44,897
Cataloger	16	39,728
Cataloging Technician	8	31,075
Chief Financial Officer	4	59,238
Circulation Clerk	132	23,130
Circulation Librarian	52	25,480
Circulation Supervisor	16	33,290
Collection Management Librarian	16	34,954
Community Librarian	8	16,900
Coordinator of Volunteer Services	4	39,686
Custodian	36	24,690
Digital Initiatives Librarian	4	30,181
Information Services Librarian	4	22,942
Information Services Manager	8	40,269
Information Systems Technician	4	35,755
Interlibrary Loan Librarian	16	27,227
Interlibrary Loan Technician	28	25,688
Librarian	48	25,376
Library Aide	140	19,739
Library Assistant	244	21,653
Library Associate	20	25,189
Library Clerk	120	19,427
Library Director	324	29,120
Library Page	80	17,930
Library Specialist	20	27,414
Library Staff Member	40	20,800
Library Technician	72	25,688
Network Manager	12	53,914
Outreach Librarian	4	46,800
Photograph Archivist	4	14,040
Public Services Librarian	24	27,882
Reference Librarian	64	38,022
School Librarian	4	83,200
Substitute Librarian	76	21,382
Systems Administrator	8	27,664
Systems Librarian	4	46,800
Systems Specialist	4	34,133
Technical Services and Systems Supervisor	4	49,234
Technical Services Assistant	12	27,768
Technical Services Clerk	12	20,758
Technical Services Director	8	25,958
Technical Services Librarian	8	36,941
Technical Services Technician	16	31,782
Technology Librarian	8	36,015
Web Developer/Database Specialist	4	39,749
Youth Services Librarian	96	31,907
Youth Worker	4	14,872

Library Income


county	library	city/district	Local Income		State Income
			county	local total	coal severance
Beaverhead	Dillon Public Library	81,856	33,000	114,856	1,545
Big Horn	Big Horn County Public Library	0	303,858	303,858	1,549
Blaine	Blaine County Library	0	112,650	112,650	1,813
	Harlem Public Library	0	68,834	68,834	1,813
Broadwater	Broadwater School and Community Library	107,477	49,638	157,115	1,545
Carbon	Bridger Public Library	4,761	31,486	36,247	1,512
	Joliet Public Library	2,000	23,335	25,335	1,490
	Red Lodge Carnegie Library	60,747	44,123	104,870	1,521
Carter	Ekalaka Public Library	6,637	7,000	13,637	1,293
Cascade	Belt Public Library	0	13,000	13,000	1,813
	Great Falls Public Library	1,016,637	228,000	1,244,637	1,813
	Wedsworth Memorial Library	0	30,102	30,102	1,813
Chouteau	Chouteau County Library	0	180,000	180,000	1,813
Custer	Miles City Public Library	262,891	37,141	300,032	1,152
Daniels	Daniels County Library	0	67,476	67,476	2,992
Dawson	Glendive Public Library	0	198,400	198,400	1,231
Deer Lodge	Hearst Free Library	0	179,252	179,252	1,545
Fallon	Fallon County Library	216,498	0	216,498	1,387
Fergus	Denton Public Library	10,200	3,000	13,200	1,682
	Dorothy Asbjornson Community Library	3,900	3,000	6,900	1,682
	Lewistown Public Library	170,000	40,000	210,000	1,601
	Moore Public Library	11,500	3,000	14,500	1,594
Flathead	Flathead County Library System	0	1,312,110	1,312,110	2,898
Gallatin	Belgrade Community Library	73,341	102,706	176,047	1,545
	Bozeman Public Library	1,005,548	451,452	1,457,000	1,545
	Manhattan Community School Library	133,199	38,927	172,126	1,545
	Three Forks Community Library	16,000	40,428	56,428	1,545
	West Yellowstone Public Library	80,571	40,428	120,999	1,545
Garfield	Garfield County Library	0	22,873	22,873	1,248
Glacier	Glacier County Library	0	199,627	199,627	1,813
Granite	Drummond School Community Library	15,882	1,500	17,382	1,545
	Philipsburg Public Library	0	8,433	8,433	1,545
Hill	Havre-Hill County Library	147,431	120,626	268,057	1,813
Jefferson	Boulder Community Library	7,500	550,460	557,960	1,545
Judith Basin	Judith Basin County Free Library	0	65,616	65,616	1,613
Lake	Polson City Library	156,231	15,315	171,546	2,873
	Ronan City Library	39,725	11,057	50,782	2,873
	St Ignatius School-Community Library	500	7,500	8,000	2,823
Lewis and Clark	Lewis and Clark Library	0	2,535,196	2,535,196	7,345
Liberty	Liberty County Library	0	82,381	82,381	1,813
Lincoln	Lincoln County Public Libraries	0	331,261	331,261	2,923
Madison	Madison Valley Public Library	28,320	30,113	58,433	1,545
	Sheridan Public Library	10,940	30,113	41,053	1,545
	Thompson-Hickman County Library	750	90,339	91,089	1,545
	Twin Bridges Public Library	4,000	30,113	34,113	1,545
McCone	George McCone Memorial County Library	0	46,436	46,436	1,321

Library Income

State Income							
per capita/sq mile	interlibrary loans	state total	federal income	other income	grand total income	svc area pop	per capita
1,447	473	3,465	0	6,130	124,451	9,202	13.52
1,734	1,296	4,578	0	0	308,436	12,671	24.34
683	1,275	3,771	0	50	116,471	4,299	27.09
419	341	2,573	0	0	71,407	2,710	26.35
547	76	2,168	0	3,038	162,321	4,385	37.02
276	0	1,787	0	0	38,034	2,259	16.84
241	0	1,731	0	0	27,066	2,210	12.25
621	0	2,142	0	4,258	111,270	5,083	21.89
461	0	1,754	0	1,188	16,579	1,360	12.19
152	0	1,965	0	1,366	16,331	1,522	10.73
7,829	1,721	11,363	1,500	162,868	1,420,368	77,128	18.42
170	60	2,043	0	1,090	33,235	1,708	19.46
976	279	3,068	0	0	183,068	5,970	30.66
1,519	17,553	20,225	0	0	320,257	11,696	27.38
338	0	3,330	0	2,710	73,516	2,017	36.45
1,122	14,565	16,918	0	2,587	217,905	9,059	24.05
997	13,102	15,643	0	70,000	264,895	9,417	28.13
437	916	2,740	0	4,894	224,132	2,837	79.00
81	0	1,762	0	0	14,962	301	49.71
62	0	1,744	0	0	8,644	156	55.41
1,385	904	3,889	0	65,670	279,559	11,250	24.85
65	0	1,659	0	0	16,159	186	86.87
7,809	17,699	28,406	17,700	103,615	1,461,831	74,471	19.63
1,038	2,338	4,921	0	27,769	208,737	10,272	20.32
4,881	2,385	8,812	0	12,892	1,478,704	47,805	30.93
325	0	1,871	9,050	6,000	189,047	3,214	58.82
358	3,578	5,482	0	9,340	71,250	3,546	20.09
325	2,446	4,317	0	4,282	129,598	2,995	43.27
584	0	1,832	0	960	25,665	1,279	20.07
1,594	286	3,693	0	5,632	208,952	13,247	15.77
147	5,188	6,880	0	0	24,262	1,117	21.72
300	0	1,846	0	0	10,279	1,713	6.00
1,921	1,253	4,986	0	0	273,043	16,673	16.38
1,149	690	3,384	0	3,900	565,244	10,049	56.25
412	0	2,025	0	19,102	86,743	2,329	37.24
1,223	2,566	6,661	0	96,988	275,195	11,789	23.34
907	459	4,239	0	7,573	62,594	8,765	7.14
618	60	3,501	0	0	11,501	5,953	1.93
5,808	1,167	14,320	0	189,690	2,739,206	55,716	49.16
352	700	2,865	0	0	85,246	2,158	39.50
2,203	371	5,497	0	23,056	359,814	18,837	19.10
252	307	2,104	0	5,557	66,094	1,129	58.54
213	0	1,758	0	6,025	48,836	948	51.51
426	131	2,102	0	1,474	94,665	4,084	23.18
135	380	2,060	0	2,540	38,713	689	56.19
453	35	1,809	0	0	48,245	1,977	24.40

Library Income

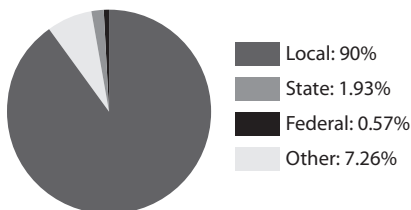
county	library	city/district	Local Income		State Income
			county	local total	coal severance
Meagher	Meagher County/City Library	9,232	41,213	50,445	1,545
Mineral	Mineral County Public Library	0	48,671	48,671	2,824
Missoula	Missoula Public Library	0	2,379,079	2,379,079	6,448
Musselshell	Roundup School-Community Library	83,851	4,000	87,851	1,536
Park	Livingston-Park County Public Library	144,995	189,950	334,945	1,545
Petroleum	Petroleum County School-Community Library	28,625	11,716	40,341	1,627
Phillips	Phillips County Library	0	83,306	83,306	4,792
Pondera	Conrad Public Library	20,521	82,117	102,638	1,813
	Valier Public Library	0	61,730	61,730	1,813
Powder River	Henry A Malley Memorial Library	0	63,797	63,797	1,101
Powell	William K. Kohrs Memorial Library	65,289	4,750	70,039	1,545
Prairie	Prairie County Library	0	32,465	32,465	999
Ravalli	Bitterroot Public Library	325,759	10,663	336,422	2,823
	Darby Community Public Library	41,643	0	41,643	2,823
	North Valley Public Library	214,073	0	214,073	2,823
Richland	Sidney-Richland County Library	80,000	135,299	215,299	6,750
Roosevelt	Roosevelt County Library	36,823	306,796	343,619	2,992
Rosebud	Rosebud County Library	0	144,073	144,073	2,005
Sanders	Plains Public Library District	8,341	78,348	86,689	2,822
	Preston Town County Library	1,415	21,051	22,466	2,823
	Thompson Falls Public Library	82,531	11,599	94,130	2,848
Sheridan	Sheridan County Library	0	133,676	133,676	2,992
Silver Bow	Butte-Silver Bow Public Library	922,564	0	922,564	1,545
Stillwater	Stillwater County Library	0	137,700	137,700	1,456
Sweet Grass	Carnegie Public Library	59,597	40,957	100,554	9,550
Teton	Choteau/Teton Public Library	11,979	58,770	70,749	1,813
	Dutton Public Library	0	27,227	27,227	1,813
	Fairfield/Teton Public Library	4,404	21,656	26,060	3,313
Toole	Toole County Library	0	120,075	120,075	1,813
Valley	Glasgow City-County Library	24,807	145,126	169,933	2,992
Wheatland	Harlowton Public Library	45,940	7,491	53,431	1,508
Wibaux	Wibaux Public Library	0	49,346	49,346	1,287
Yellowstone	Laurel Public Library	160,340	0	160,340	1,455
	Parmly Billings Library	1,948,285	633,907	2,582,192	1,454
Statewide Totals		7,996,056	12,907,859	20,903,915	175,372



Library Income

State Income							
per capita/sq mile	interlibrary loans	state total	federal income	other income	grand total income	svc area pop	per capita
424	209	2,178	0	0	52,623	1,932	27.24
501	18	3,342	0	5,268	57,281	3,884	14.75
9,657	56,950	73,055	0	20,127	2,472,261	95,802	25.81
625	86	2,246	0	4,517	94,614	4,497	21.04
1,801	295	3,641	0	18,052	356,638	15,694	22.72
211	73	1,910	0	8,790	51,041	493	103.53
956	334	6,082	0	1,502	90,890	4,601	19.75
577	60	2,450	0	1,900	106,988	4,498	23.79
213	86	2,112	0	36,847	100,689	1,926	52.28
506	89	1,696	0	4,788	70,281	1,858	37.83
933	1,139	3,618	0	17,033	90,690	7,180	12.63
288	55	1,342	0	2,277	36,084	1,199	30.10
2,188	6,497	11,508	0	58,749	406,679	23,844	17.06
585	0	3,408	0	25,582	70,633	3,907	18.08
1,001	264	4,088	0	10,753	228,914	8,319	27.52
1,153	1,082	8,986	283	10,085	234,653	9,667	24.27
1,273	693	4,959	0	47,726	396,304	10,620	37.32
1,413	2,640	6,058	96,687	1,150	247,968	9,383	26.43
442	548	3,812	0	2,768	93,269	3,808	24.49
235	0	3,057	0	4,798	30,321	1,691	17.93
598	222	3,667	0	13,914	111,711	4,728	23.63
567	294	3,853	0	3,264	140,793	4,105	34.30
3,467	1,434	6,447	0	107,337	1,036,348	34,606	29.95
980	55	2,491	0	2,491	142,682	8,195	17.41
536	77	10,163	0	1,574	112,291	3,609	31.11
856	0	2,668	0	8,508	81,925	3,444	23.79
0	2	1,814	0	2,833	31,874	1,401	22.75
0	0	3,313	0	4,800	34,173	1,599	21.37
704	0	2,517	0	1,871	124,463	5,267	23.63
1,236	440	4,668	0	8,820	183,421	7,675	23.90
362	0	1,870	0	8,764	64,065	2,269	28.23
192	360	1,839	0	94	51,279	1,068	48.01
632	8	2,094	0	4,640	167,074	6,255	26.71
12,322	1,458	15,233	6,550	377,736	2,981,711	123,097	24.22
102,432	170,071	447,875	131,770	1,681,602	23,165,162	900,302	25.73

Statewide Income



Top 5: Income Per Capita

Petroleum County School-Community Library	103.53
Moore Public Library	86.87
Fallon County Library	79.00
Manhattan Community School Library	58.82
Madison Valley Public Library	58.54

Library Income by Service Area Population

county	library	city/district	Local Income		State Income
			county	local total	coal severance
Over 25,000					
Gallatin	Bozeman Public Library	1,005,548	451,452	1,457,000	1,545
Silver Bow	Butte-Silver Bow Public Library	922,564	0	922,564	1,545
Flathead	Flathead County Library System	0	1,312,110	1,312,110	2,898
Cascade	Great Falls Public Library	1,016,637	228,000	1,244,637	1,813
Lewis and Clark	Lewis and Clark Library	0	2,535,196	2,535,196	7,345
Missoula	Missoula Public Library	0	2,379,079	2,379,079	6,448
Yellowstone	Parmly Billings Library	1,948,285	633,907	2,582,192	1,454
		4,893,034	7,539,744	12,432,778	23,047
10,000 - 24,999					
Gallatin	Belgrade Community Library	73,341	102,706	176,047	1,545
Big Horn	Big Horn County Public Library	0	303,858	303,858	1,549
Ravalli	Bitterroot Public Library	325,759	10,663	336,422	2,823
Jefferson	Boulder Community Library	7,500	550,460	557,960	1,545
Glacier	Glacier County Library	0	199,627	199,627	1,813
Hill	Havre-Hill County Library	147,431	120,626	268,057	1,813
Fergus	Lewistown Public Library	170,000	40,000	210,000	1,601
Lincoln	Lincoln County Public Libraries	0	331,261	331,261	2,923
Park	Livingston-Park County Public Library	144,995	189,950	334,945	1,545
Custer	Miles City Public Library	262,891	37,141	300,032	1,152
Lake	Polson City Library	156,231	15,315	171,546	2,873
Roosevelt	Roosevelt County Library	36,823	306,796	343,619	2,992
		1,324,971	2,208,403	3,533,374	24,172
5,000 - 9,999					
Chouteau	Chouteau County Library	0	180,000	180,000	1,813
Beaverhead	Dillon Public Library	81,856	33,000	114,856	1,545
Valley	Glasgow City-County Library	24,807	145,126	169,933	2,992
Dawson	Glendive Public Library	0	198,400	198,400	1,231
Deer Lodge	Hearst Free Library	0	179,252	179,252	1,545
Yellowstone	Laurel Public Library	160,340	0	160,340	1,455
Ravalli	North Valley Public Library	214,073	0	214,073	2,823
Carbon	Red Lodge Carnegie Library	60,747	44,123	104,870	1,521
Lake	Ronan City Library	39,725	11,057	50,782	2,873
Rosebud	Rosebud County Library	0	144,073	144,073	2,005
Richland	Sidney-Richland County Library	80,000	135,299	215,299	6,750
Lake	St Ignatius School-Community Library	500	7,500	8,000	2,823
Stillwater	Stillwater County Library	0	137,700	137,700	1,456
Toole	Toole County Library	0	120,075	120,075	1,813
Powell	William K. Kohrs Memorial Library	65,289	4,750	70,039	1,545
		727,337	1,340,355	2,067,692	34,188
3,500 - 4,999					
Blaine	Blaine County Library	0	112,650	112,650	1,813
Broadwater	Broadwater School and Community Library	107,477	49,638	157,115	1,545
Sweet Grass	Carnegie Public Library	59,597	40,957	100,554	9,550
Pondera	Conrad Public Library	20,521	82,117	102,638	1,813
Ravalli	Darby Community Public Library	41,643	0	41,643	2,823
Mineral	Mineral County Public Library	0	48,671	48,671	2,824
Phillips	Phillips County Library	0	83,306	83,306	4,792
Sanders	Plains Public Library District	8,341	78,348	86,689	2,822
Musselshell	Roundup School-Community Library	83,851	4,000	87,851	1,536
Sheridan	Sheridan County Library	0	133,676	133,676	2,992
Sanders	Thompson Falls Public Library	82,531	11,599	94,130	2,848
Madison	Thompson-Hickman County Library	750	90,339	91,089	1,545
Gallatin	Three Forks Community Library	16,000	40,428	56,428	1,545
		420,711	775,729	1,196,440	38,446

Library Income by Service Area Population

State Income							
per capita/sq mile	interlibrary loan	state total	federal income	other income	grand total income	svc area pop	per capita

Over 25,000

4,881	2,385	8,812	0	12,892	1,478,704	47,805	31
3,467	1,434	6,447	0	107,337	1,036,348	34,606	30
7,809	17,699	28,406	17,700	103,615	1,461,831	74,471	20
7,829	1,721	11,363	1,500	162,868	1,420,368	77,128	18
5,808	1,167	14,320	0	189,690	2,739,206	55,716	49
9,657	56,950	73,055	0	20,127	2,472,261	95,802	26
12,322	1,458	15,233	6,550	377,736	2,981,711	123,097	24
51,773	82,816	157,636	25,750	974,265	13,590,429	508,625	26.72

10,000 - 24,999

1,038	2,338	4,921	0	27,769	208,737	10,272	20
1,734	1,296	4,578	0	0	308,436	12,671	24
2,188	6,497	11,508	0	58,749	406,679	23,844	17
1,149	690	3,384	0	3,900	565,244	10,049	56
1,594	286	3,693	0	5,632	208,952	13,247	16
1,921	1,253	4,986	0	0	273,043	16,673	16
1,385	904	3,889	0	65,670	279,559	11,250	25
2,203	371	5,497	0	23,056	359,814	18,837	19
1,801	295	3,641	0	18,052	356,638	15,694	23
1,519	17,553	20,225	0	0	320,257	11,696	27
1,223	2,566	6,661	0	96,988	275,195	11,789	23
1,273	693	4,959	0	47,726	396,304	10,620	37
19,028	34,742	77,942	0	347,542	3,958,858	166,642	23.76

5,000 - 9,999

976	279	3,068	0	0	183,068	5,970	31
1,447	473	3,465	0	6,130	124,451	9,202	14
1,236	440	4,668	0	8,820	183,421	7,675	24
1,122	14,565	16,918	0	2,587	217,905	9,059	24
997	13,102	15,643	0	70,000	264,895	9,417	28
632	8	2,094	0	4,640	167,074	6,255	27
1,001	264	4,088	0	10,753	228,914	8,319	28
621	0	2,142	0	4,258	111,270	5,083	22
907	459	4,239	0	7,573	62,594	8,765	7
1,413	2,640	6,058	96,687	1,150	247,968	9,383	26
1,153	1,082	8,986	283	10,085	234,653	9,667	24
618	60	3,501	0	0	11,501	5,953	2
980	55	2,491	0	2,491	142,682	8,195	17
704	0	2,517	0	1,871	124,463	5,267	24
933	1,139	3,618	0	17,033	90,690	7,180	13
14,741	34,566	83,495	96,970	147,391	2,395,548	115,390	20.76

3,500 - 4,999

683	1,275	3,771	0	50	116,471	4,299	27
547	76	2,168	0	3,038	162,321	4,385	37
536	77	10,163	0	1,574	112,291	3,609	31
577	60	2,450	0	1,900	106,988	4,498	24
585	0	3,408	0	25,582	70,633	3,907	18
501	18	3,342	0	5,268	57,281	3,884	15
956	334	6,082	0	1,502	90,890	4,601	20
442	548	3,812	0	2,768	93,269	3,808	24
625	86	2,246	0	4,517	94,614	4,497	21
567	294	3,853	0	3,264	140,793	4,105	34
598	222	3,667	0	13,914	111,711	4,728	24
426	131	2,102	0	1,474	94,665	4,084	23
358	3,578	5,482	0	9,340	71,250	3,546	20
7,401	6,701	52,548	0	74,191	1,323,179	53,951	24.53

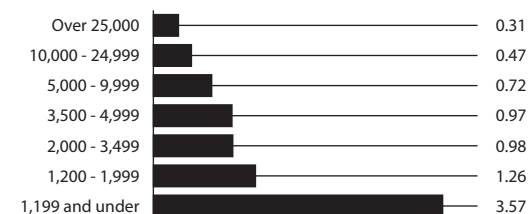
Library Income by Service Area Population

county	library	city/district	Local Income		State Income
			county	local total	coal severance
2,000 - 3,499					
Carbon	Bridger Public Library	4,761	31,486	36,247	1,512
Teton	Choteau/Teton Public Library	11,979	58,770	70,749	1,813
Daniels	Daniels County Library	0	67,476	67,476	2,992
Fallon	Fallon County Library	216,498	0	216,498	1,387
Blaine	Harlem Public Library	0	68,834	68,834	1,813
Wheatland	Harlowton Public Library	45,940	7,491	53,431	1,508
Carbon	Joliet Public Library	2,000	23,335	25,335	1,490
Judith Basin	Judith Basin County Free Library	0	65,616	65,616	1,613
Liberty	Liberty County Library	0	82,381	82,381	1,813
Gallatin	Manhattan Community School Library	133,199	38,927	172,126	1,545
Gallatin	West Yellowstone Public Library	80,571	40,428	120,999	1,545
		494,948	484,744	979,692	19,028
1,200 - 1,999					
Cascade	Belt Public Library	0	13,000	13,000	1,813
Teton	Dutton Public Library	0	27,227	27,227	1,813
Carter	Ekalaka Public Library	6,637	7,000	13,637	1,293
Teton	Fairfield/Teton Public Library	4,404	21,656	26,060	3,313
Garfield	Garfield County Library	0	22,873	22,873	1,248
McCone	George McCone Memorial County Library	0	46,436	46,436	1,321
Powder River	Henry A Malley Memorial Library	0	63,797	63,797	1,101
Meagher	Meagher County/City Library	9,232	41,213	50,445	1,545
Granite	Philipsburg Public Library	0	8,433	8,433	1,545
Prairie	Prairie County Library	0	32,465	32,465	999
Sanders	Preston Town County Library	1,415	21,051	22,466	2,823
Pondera	Valier Public Library	0	61,730	61,730	1,813
Cascade	Wedsworth Memorial Library	0	30,102	30,102	1,813
		21,688	396,983	418,671	22,439
1,199 and Under					
Fergus	Denton Public Library	10,200	3,000	13,200	1,682
Fergus	Dorothy Asbjornson Community Library	3,900	3,000	6,900	1,682
Granite	Drummond School Community Library	15,882	1,500	17,382	1,545
Madison	Madison Valley Public Library	28,320	30,113	58,433	1,545
Fergus	Moore Public Library	11,500	3,000	14,500	1,594
Petroleum	Petroleum County School-Community Library	28,625	11,716	40,341	1,627
Madison	Sheridan Public Library	10,940	30,113	41,053	1,545
Madison	Twin Bridges Public Library	4,000	30,113	34,113	1,545
Wibaux	Wibaux Public Library	0	49,346	49,346	1,287
		113,367	161,901	275,268	14,051
Statewide Totals		7,996,056	12,907,859	20,903,915	175,372

Average Local Income Per Capita by Service Area Population



Average State Income Per Capita by Service Area Population



Library Income by Service Area Population

State Income							
per capita/sq mile	interlibrary loan	state total	federal income	other income	grand total income	svc area pop	per capita
2,000 - 3,499							
276	0	1,787	0	0	38,034	2,259	17
856	0	2,668	0	8,508	81,925	3,444	24
338	0	3,330	0	2,710	73,516	2,017	36
437	916	2,740	0	4,894	224,132	2,837	79
419	341	2,573	0	0	71,407	2,710	26
362	0	1,870	0	8,764	64,065	2,269	28
241	0	1,731	0	0	27,066	2,210	12
412	0	2,025	0	19,102	86,743	2,329	37
352	700	2,865	0	0	85,246	2,158	40
325	0	1,871	9,050	6,000	189,047	3,214	59
325	2,446	4,317	0	4,282	129,598	2,995	43
4,345	4,403	27,776	9,050	54,260	1,070,778	28,442	37.65
1,200 - 1,999							
152	0	1,965	0	1,366	16,331	1,522	11
0	2	1,814	0	2,833	31,874	1,401	23
461	0	1,754	0	1,188	16,579	1,360	12
0	0	3,313	0	4,800	34,173	1,599	21
584	0	1,832	0	960	25,665	1,279	20
453	35	1,809	0	0	48,245	1,977	24
506	89	1,696	0	4,788	70,281	1,858	38
424	209	2,178	0	0	52,623	1,932	27
300	0	1,846	0	0	10,279	1,713	6
288	55	1,342	0	2,277	36,084	1,199	30
235	0	3,057	0	4,798	30,321	1,691	18
213	86	2,112	0	36,847	100,689	1,926	52
170	60	2,043	0	1,090	33,235	1,708	19
3,787	535	26,762	0	60,947	506,380	21,165	23.93
1,199 and Under							
81	0	1,762	0	0	14,962	301	50
62	0	1,744	0	0	8,644	156	55
147	5,188	6,880	0	0	24,262	1,117	22
252	307	2,104	0	5,557	66,094	1,129	59
65	0	1,659	0	0	16,159	186	87
211	73	1,910	0	8,790	51,041	493	104
213	0	1,758	0	6,025	48,836	948	52
135	380	2,060	0	2,540	38,713	689	56
192	360	1,839	0	94	51,279	1,068	48
1,357	6,308	21,716	0	23,006	319,990	6,087	52.57
102,432	170,071	447,875	131,770	1,681,602	23,165,162	900,302	25.73

Average Other Income Per Capita by Service Area Population



Average Total Income Per Capita by Service Area Population



Library Expenditures


county	library	salaries	benefits	continuing education
Beaverhead	Dillon Public Library	69,547	13,564	1,623
Big Horn	Big Horn County Public Library	114,484	31,974	1,500
Blaine	Blaine County Library	46,604	15,534	1,304
	Harlem Public Library	33,704	6,300	359
Broadwater	Broadwater School and Community Library	102,759	14,260	1,552
Carbon	Bridger Public Library	20,646	1,896	1,311
	Joliet Public Library	15,001	0	420
	Red Lodge Carnegie Library	58,154	14,802	1,486
Carter	Ekalaka Public Library	12,626	1,866	168
Cascade	Belt Public Library	9,266	7,418	1,271
	Great Falls Public Library	585,161	352,252	1,656
	Wedsworth Memorial Library	12,558	4,544	1,369
Chouteau	Chouteau County Library	106,600	4,500	900
Custer	Miles City Public Library	181,399	60,009	1,500
Daniels	Daniels County Library	40,229	14,841	570
Dawson	Glendive Public Library	134,738	12,460	3,162
Deer Lodge	Hearst Free Library	110,548	36,456	2,000
Fallon	Fallon County Library	99,620	33,725	428
Fergus	Denton Public Library	4,246	0	233
	Dorothy Asbjornson Community Library	4,478	343	156
	Lewistown Public Library	151,904	47,165	5,413
	Moore Public Library	9,165	0	500
Flathead	Flathead County Library System	919,480	13,128	7,541
Gallatin	Belgrade Community Library	124,033	71,437	2,196
	Bozeman Public Library	839,265	295,000	12,332
	Manhattan Community School Library	73,361	22,508	900
	Three Forks Community Library	41,045	4,682	900
	West Yellowstone Public Library	67,000	27,300	2,000
Garfield	Garfield County Library	12,071	4,694	1,648
Glacier	Glacier County Library	97,760	34,692	2,566
Granite	Drummond School Community Library	13,916	1,965	289
	Philipsburg Public Library	8,000	0	1,500
Hill	Havre-Hill County Library	140,088	47,649	1,000
Jefferson	Boulder Community Library	177,148	41,264	11,000
Judith Basin	Judith Basin County Free Library	39,660	11,084	699
Lake	Polson City Library	109,933	39,816	5,530
	Ronan City Library	44,216	7,046	2,010
	St Ignatius School-Community Library	6,540	0	680
Lewis and Clark	Lewis and Clark Library	1,082,644	289,364	15,335
Liberty	Liberty County Library	34,578	5,927	711
Lincoln	Lincoln County Public Libraries	231,401	37,613	1,726
Madison	Madison Valley Public Library	46,261	5,595	474
	Sheridan Public Library	24,925	4,749	474
	Thompson-Hickman County Library	57,543	14,706	1,370
	Twin Bridges Public Library	14,774	6,282	151
McCone	George McCone Memorial County Library	27,897	5,328	450

Library Expenditures

print collection	electronic materials	other materials	other operating	total expenses	capital outlay	svc area pop	per capita
17,938	2,115	0	25,635	130,422	0	9,202	14.17
32,000	45,000	0	68,900	293,858	0	12,671	23.19
17,346	2,455	0	14,799	98,042	8,710	4,299	22.81
13,453	1,450	0	13,567	68,833	0	2,710	25.40
14,713	3,572	1,300	12,429	150,585	450	4,385	34.34
5,505	287	0	6,178	35,823	0	2,259	15.86
1,049	350	0	10,676	27,496	0	2,210	12.44
7,494	1,157	2,013	22,372	107,478	3,792	5,083	21.14
1,901	451	238	4,848	22,098	0	1,360	16.25
4,000	887	0	9,000	31,842	0	1,522	20.92
172,281	44,094	0	248,742	1,404,186	30,371	77,128	18.21
2,766	40	0	18,321	39,598	0	1,708	23.18
22,000	7,500	4,000	34,500	180,000	0	5,970	30.15
13,000	0	0	0	255,908	0	11,696	21.88
9,918	0	0	3,918	69,476	0	2,017	34.45
14,793	2,554	0	38,150	205,857	0	9,059	22.72
37,000	1,000	15,000	82,000	284,004	6,000	9,417	30.16
19,091	2,065	0	54,608	209,537	26,482	2,837	73.86
2,088	100	119	1,921	8,707	0	301	28.93
266	738	0	1,293	7,274	1,279	156	46.63
28,518	7,373	1,500	470	242,343	80,970	11,250	21.54
2,100	100	0	2,000	13,865	0	186	74.54
130,847	55,197	56,461	319,383	1,502,037	32,172	74,471	20.17
20,900	0	0	52,536	271,102	0	10,272	26.39
79,000	13,423	47,146	159,237	1,445,403	33,300	47,805	30.24
17,900	2,598	8,500	1,250	127,017	500	3,214	39.52
5,250	0	0	20,354	72,231	17,296	3,546	20.37
8,000	2,950	6,737	6,000	119,987	0	2,995	40.06
3,454	291	1,096	1,070	24,324	1,047	1,279	19.02
24,528	3,071	7,264	35,002	204,883	5,926	13,247	15.47
6,130	781	1,260	4,200	28,541	5,422	1,117	25.55
3,200	300	0	0	13,000	0	1,713	7.59
31,000	2,320	0	37,000	259,057	9,000	16,673	15.54
54,062	2,450	10,538	87,240	383,702	0	10,049	38.18
8,702	600	7,367	8,474	76,586	0	2,329	32.88
15,124	8,591	756	62,716	242,466	33,768	11,789	20.57
8,217	1,374	1,098	12,162	76,123	0	8,765	8.68
0	400	2,040	0	9,660	440	5,953	1.62
164,406	112,447	13,519	549,436	2,227,151	55,885	55,716	39.97
10,173	3,375	3,206	4,943	62,913	5,752	2,158	29.15
18,298	5,162	3,786	108,729	406,715	0	18,837	21.59
7,150	0	4,510	2,104	66,094	0	1,129	58.54
2,993	2,020	0	8,153	43,314	3,977	948	45.69
7,398	766	2,052	7,937	91,772	6,809	4,084	22.47
4,785	2,048	720	9,955	38,715	0	689	56.19
700	0	4,300	9,325	48,000	0	1,977	24.28

Library Expenditures

county	library	salaries	benefits	continuing education
Meagher	Meagher County/City Library	21,568	6,708	1,743
Mineral	Mineral County Public Library	35,173	3,353	0
Missoula	Missoula Public Library	1,192,944	369,019	16,918
Musselshell	Roundup School-Community Library	71,019	15,362	182
Park	Livingston-Park County Public Library	198,225	67,845	1,907
Petroleum	Petroleum County School-Community Library	33,427	3,801	216
Phillips	Phillips County Library	47,467	20,059	1,000
Pondera	Conrad Public Library	69,016	10,780	784
	Valier Public Library	35,782	3,600	2,048
Powder River	Henry A Malley Memorial Library	31,787	8,224	318
Powell	William K. Kohrs Memorial Library	48,073	7,526	500
Prairie	Prairie County Library	19,987	3,367	222
Ravalli	Bitterroot Public Library	195,081	61,572	6,429
	Darby Community Public Library	35,446	6,872	297
	North Valley Public Library	122,721	9,183	3,170
Richland	Sidney-Richland County Library	123,047	34,930	3,670
Roosevelt	Roosevelt County Library	170,710	49,000	4,297
Rosebud	Rosebud County Library	145,338	27,550	4,500
Sanders	Plains Public Library District	43,388	6,662	1,518
	Preston Town County Library	20,010	1,247	0
	Thompson Falls Public Library	51,957	10,856	1,396
Sheridan	Sheridan County Library	67,438	19,470	2,995
Silver Bow	Butte-Silver Bow Public Library	487,826	183,578	2,000
Stillwater	Stillwater County Library	68,768	17,241	1,584
Sweet Grass	Carnegie Public Library	44,525	18,348	350
Teton	Choteau/Teton Public Library	36,800	7,874	1,009
	Dutton Public Library	16,506	3,003	197
	Fairfield/Teton Public Library	21,484	902	500
Toole	Toole County Library	59,930	18,271	752
Valley	Glasgow City-County Library	73,888	18,288	1,709
Wheatland	Harlowton Public Library	33,566	5,430	0
Wibaux	Wibaux Public Library	27,113	4,951	1,500
Yellowstone	Laurel Public Library	78,673	26,544	600
	Parmly Billings Library	1,217,716	409,362	6,994
Statewide Totals		11,103,375	3,126,516	173,668



Library Expenditures

print collection	electronic materials	other materials	other operating	total expenses	capital outlay	svc area pop	per capita
1,931	677	0	18,028	50,655	0	1,932	26.22
7,813	862	0	10,122	57,323	0	3,884	14.76
208,579	112,369	3,000	590,632	2,493,461	215,443	95,802	26.03
7,875	3,447	2,971	464	101,320	2,448	4,497	22.53
25,707	5,773	7,181	61,843	368,481	0	15,694	23.48
8,472	1,874	2,888	1,776	52,454	0	493	106.40
10,297	1,756	1,215	4,504	86,298	0	4,601	18.76
8,050	1,733	960	15,665	106,988	4,958	4,498	23.79
10,451	0	0	12,594	64,475	10,501	1,926	33.48
8,618	567	0	13,810	63,324	5,087	1,858	34.08
11,000	2,000	0	30,000	99,099	11,264	7,180	13.80
5,744	0	1,270	9,526	40,116	0	1,199	33.46
33,777	4,275	14,172	121,006	436,312	22,421	23,844	18.30
4,430	0	0	27,530	74,575	5,384	3,907	19.09
16,366	4,571	0	55,039	211,050	629	8,319	25.37
13,969	5,955	4,850	28,850	215,271	9,560	9,667	22.27
33,325	7,335	7,368	51,355	323,390	392,401	10,620	30.45
26,151	3,156	1,750	31,545	239,990	4,297	9,383	25.58
10,397	837	0	18,314	81,116	0	3,808	21.30
1,795	0	0	4,650	27,702	0	1,691	16.38
8,863	860	0	21,086	95,018	0	4,728	20.10
16,919	850	0	4,768	112,440	18,414	4,105	27.39
45,170	5,258	700	211,000	935,532	8,100	34,606	27.03
17,551	1,354	3,500	17,000	126,998	0	8,195	15.50
8,808	2,069	1,901	24,837	100,838	0	3,609	27.94
11,619	1,295	1,573	19,957	80,127	2,761	3,444	23.27
4,950	2,612	637	100	28,005	216	1,401	19.99
350	2,600	0	7,825	33,661	5,100	1,599	21.05
17,761	100	0	4,030	100,844	0	5,267	19.15
24,545	2,964	6,158	28,290	155,842	0	7,675	20.31
2,742	567	0	10,504	52,809	5,188	2,269	23.27
5,733	1,047	574	8,252	49,170	0	1,068	46.04
23,500	1,795	3,500	20,710	155,322	0	6,255	24.83
204,755	9,830	83,880	840,969	2,773,506	36,263	123,097	22.53
1,919,450	533,840	356,574	4,508,114	21,721,537	1,129,783	900,302	24.13

Top 5: Expenditures Per Capita

Petroleum County School-Community Library	106.40
Moore Public Library	74.54
Fallon County Library	73.86
Madison Valley Public Library	58.54
Twin Bridges Public Library	56.19

Top 5: Collection Expenditures Per Capita

Petroleum County School-Community Library	26.84
Moore Public Library	11.83
Twin Bridges Public Library	10.96
Madison Valley Public Library	10.33
Manhattan Community School Library	9.02

Library Expenditures by Service Area Population

county	library	salaries	benefits	continuing education
Over 25,000				
Gallatin	Bozeman Public Library	839,265	295,000	12,332
Silver Bow	Butte-Silver Bow Public Library	487,826	183,578	2,000
Flathead	Flathead County Library System	919,480	13,128	7,541
Cascade	Great Falls Public Library	585,161	352,252	1,656
Lewis and Clark	Lewis and Clark Library	1,082,644	289,364	15,335
Missoula	Missoula Public Library	1,192,944	369,019	16,918
Yellowstone	Parmly Billings Library	1,217,716	409,362	6,994
		6,325,036	1,911,703	62,776
10,000 - 24,999				
Gallatin	Belgrade Community Library	124,033	71,437	2,196
Big Horn	Big Horn County Public Library	114,484	31,974	1,500
Ravalli	Bitterroot Public Library	195,081	61,572	6,429
Jefferson	Boulder Community Library	177,148	41,264	11,000
Glacier	Glacier County Library	97,760	34,692	2,566
Hill	Havre-Hill County Library	140,088	47,649	1,000
Fergus	Lewistown Public Library	151,904	47,165	5,413
Lincoln	Lincoln County Public Libraries	231,401	37,613	1,726
Park	Livingston-Park County Public Library	198,225	67,845	1,907
Custer	Miles City Public Library	181,399	60,009	1,500
Lake	Polson City Library	109,933	39,816	5,530
Roosevelt	Roosevelt County Library	170,710	49,000	4,297
		1,892,166	590,036	45,064
5,000 - 9,999				
Chouteau	Chouteau County Library	106,600	4,500	900
Beaverhead	Dillon Public Library	69,547	13,564	1,623
Valley	Glasgow City-County Library	73,888	18,288	1,709
Dawson	Glendive Public Library	134,738	12,460	3,162
Deer Lodge	Hearst Free Library	110,548	36,456	2,000
Yellowstone	Laurel Public Library	78,673	26,544	600
Ravalli	North Valley Public Library	122,721	9,183	3,170
Carbon	Red Lodge Carnegie Library	58,154	14,802	1,486
Lake	Ronan City Library	44,216	7,046	2,010
Rosebud	Rosebud County Library	145,338	27,550	4,500
Richland	Sidney-Richland County Library	123,047	34,930	3,670
Lake	St Ignatius School-Community Library	6,540	0	680
Stillwater	Stillwater County Library	68,768	17,241	1,584
Toole	Toole County Library	59,930	18,271	752
Powell	William K. Kohrs Memorial Library	48,073	7,526	500
		1,250,781	248,361	28,346
3,500 - 4,999				
Blaine	Blaine County Library	46,604	15,534	1,304
Broadwater	Broadwater School and Community Library	102,759	14,260	1,552
Sweet Grass	Carnegie Public Library	44,525	18,348	350
Pondera	Conrad Public Library	69,016	10,780	784
Ravalli	Darby Community Public Library	35,446	6,872	297
Mineral	Mineral County Public Library	35,173	3,353	0
Phillips	Phillips County Library	47,467	20,059	1,000
Sanders	Plains Public Library District	43,388	6,662	1,518
Musselshell	Roundup School-Community Library	71,019	15,362	182
Sheridan	Sheridan County Library	67,438	19,470	2,995
Sanders	Thompson Falls Public Library	51,957	10,856	1,396
Madison	Thompson-Hickman County Library	57,543	14,706	1,370
Gallatin	Three Forks Community Library	41,045	4,682	900
		713,380	160,944	13,648

Library Expenditures by Service Area Population

print collection	electronic materials	other materials	other operating	total expenses	capital outlay	svc area pop	per capita
Over 25,000							
79,000	13,423	47,146	159,237	1,445,403	33,300	47,805	30.24
45,170	5,258	700	211,000	935,532	8,100	34,606	27.03
130,847	55,197	56,461	319,383	1,502,037	32,172	74,471	20.17
172,281	44,094	0	248,742	1,404,186	30,371	77,128	18.21
164,406	112,447	13,519	549,436	2,227,151	55,885	55,716	39.97
208,579	112,369	3,000	590,632	2,493,461	215,443	95,802	26.03
204,755	9,830	83,880	840,969	2,773,506	36,263	123,097	22.53
1,005,038	352,618	204,706	2,919,399	12,781,276	411,534	508,625	25.13
10,000 - 24,999							
20,900	0	0	52,536	271,102	0	10,272	26.39
32,000	45,000	0	68,900	293,858	0	12,671	23.19
33,777	4,275	14,172	121,006	436,312	22,421	23,844	18.30
54,062	2,450	10,538	87,240	383,702	0	10,049	38.18
24,528	3,071	7,264	35,002	204,883	5,926	13,247	15.47
31,000	2,320	0	37,000	259,057	9,000	16,673	15.54
28,518	7,373	1,500	470	242,343	80,970	11,250	21.54
18,298	5,162	3,786	108,729	406,715	0	18,837	21.59
25,707	5,773	7,181	61,843	368,481	0	15,694	23.48
13,000	0	0	0	255,908	0	11,696	21.88
15,124	8,591	756	62,716	242,466	33,768	11,789	20.57
33,325	7,335	7,368	51,355	323,390	392,401	10,620	30.45
330,239	91,350	52,565	686,797	3,688,217	544,486	166,642	22.13
5,000 - 9,999							
22,000	7,500	4,000	34,500	180,000	0	5,970	30.15
17,938	2,115	0	25,635	130,422	0	9,202	14.17
24,545	2,964	6,158	28,290	155,842	0	7,675	20.31
14,793	2,554	0	38,150	205,857	0	9,059	22.72
37,000	1,000	15,000	82,000	284,004	6,000	9,417	30.16
23,500	1,795	3,500	20,710	155,322	0	6,255	24.83
16,366	4,571	0	55,039	211,050	629	8,319	25.37
7,494	1,157	2,013	22,372	107,478	3,792	5,083	21.14
8,217	1,374	1,098	12,162	76,123	0	8,765	8.68
26,151	3,156	1,750	31,545	239,990	4,297	9,383	25.58
13,969	5,955	4,850	28,850	215,271	9,560	9,667	22.27
0	400	2,040	0	9,660	440	5,953	1.62
17,551	1,354	3,500	17,000	126,998	0	8,195	15.50
17,761	100	0	4,030	100,844	0	5,267	19.15
11,000	2,000	0	30,000	99,099	11,264	7,180	13.80
258,285	37,995	43,909	430,283	2,297,960	35,982	115,390	19.91
3,500 - 4,999							
17,346	2,455	0	14,799	98,042	8,710	4,299	22.81
14,713	3,572	1,300	12,429	150,585	450	4,385	34.34
8,808	2,069	1,901	24,837	100,838	0	3,609	27.94
8,050	1,733	960	15,665	106,988	4,958	4,498	23.79
4,430	0	0	27,530	74,575	5,384	3,907	19.09
7,813	862	0	10,122	57,323	0	3,884	14.76
10,297	1,756	1,215	4,504	86,298	0	4,601	18.76
10,397	837	0	18,314	81,116	0	3,808	21.30
7,875	3,447	2,971	464	101,320	2,448	4,497	22.53
16,919	850	0	4,768	112,440	18,414	4,105	27.39
8,863	860	0	21,086	95,018	0	4,728	20.10
7,398	766	2,052	7,937	91,772	6,809	4,084	22.47
5,250	0	0	20,354	72,231	17,296	3,546	20.37
128,159	19,207	10,399	182,809	1,228,546	64,469	53,951	22.77

Library Expenditures by Service Area Population

county	library	salaries	benefits	continuing education
2,000 - 3,499				
Carbon	Bridger Public Library	20,646	1,896	1,311
Teton	Choteau/Teton Public Library	36,800	7,874	1,009
Daniels	Daniels County Library	40,229	14,841	570
Fallon	Fallon County Library	99,620	33,725	428
Blaine	Harlem Public Library	33,704	6,300	359
Wheatland	Harlowton Public Library	33,566	5,430	0
Carbon	Joliet Public Library	15,001	0	420
Judith Basin	Judith Basin County Free Library	39,660	11,084	699
Liberty	Liberty County Library	34,578	5,927	711
Gallatin	Manhattan Community School Library	73,361	22,508	900
Gallatin	West Yellowstone Public Library	67,000	27,300	2,000
		494,165	136,885	8,407
1,200 - 1,999				
Cascade	Belt Public Library	9,266	7,418	1,271
Teton	Dutton Public Library	16,506	3,003	197
Carter	Ekalaka Public Library	12,626	1,866	168
Teton	Fairfield/Teton Public Library	21,484	902	500
Garfield	Garfield County Library	12,071	4,694	1,648
McCone	George McCone Memorial County Library	27,897	5,328	450
Powder River	Henry A Malley Memorial Library	31,787	8,224	318
Meagher	Meagher County/City Library	21,568	6,708	1,743
Granite	Philipsburg Public Library	8,000	0	1,500
Prairie	Prairie County Library	19,987	3,367	222
Sanders	Preston Town County Library	20,010	1,247	0
Pondera	Valier Public Library	35,782	3,600	2,048
Cascade	Wedsworth Memorial Library	12,558	4,544	1,369
		249,542	50,901	11,434
1,199 and Under				
Fergus	Denton Public Library	4,246	0	233
Fergus	Dorothy Asbjornson Community Library	4,478	343	156
Granite	Drummond School Community Library	13,916	1,965	289
Madison	Madison Valley Public Library	46,261	5,595	474
Fergus	Moore Public Library	9,165	0	500
Petroleum	Petroleum County School-Community Library	33,427	3,801	216
Madison	Sheridan Public Library	24,925	4,749	474
Madison	Twin Bridges Public Library	14,774	6,282	151
Wibaux	Wibaux Public Library	27,113	4,951	1,500
		178,305	27,686	3,993
Statewide Totals		11,103,375	3,126,516	173,668

Average Employee Expenditures Per Capita by Service Area Population



Library Expenditures by Service Area Population

print collection	electronic materials	other materials	other operating	total expenses	capital outlay	svc area pop	per capita
2,000 - 3,499							
5,505	287	0	6,178	35,823	0	2,259	15.86
11,619	1,295	1,573	19,957	80,127	2,761	3,444	23.27
9,918	0	0	3,918	69,476	0	2,017	34.45
19,091	2,065	0	54,608	209,537	26,482	2,837	73.86
13,453	1,450	0	13,567	68,833	0	2,710	25.40
2,742	567	0	10,504	52,809	5,188	2,269	23.27
1,049	350	0	10,676	27,496	0	2,210	12.44
8,702	600	7,367	8,474	76,586	0	2,329	32.88
10,173	3,375	3,206	4,943	62,913	5,752	2,158	29.15
17,900	2,598	8,500	1,250	127,017	500	3,214	39.52
8,000	2,950	6,737	6,000	119,987	0	2,995	40.06
108,152	15,537	27,383	140,075	930,604	40,683	28,442	32.72
1,200 - 1,999							
4,000	887	0	9,000	31,842	0	1,522	20.92
4,950	2,612	637	100	28,005	216	1,401	19.99
1,901	451	238	4,848	22,098	0	1,360	16.25
350	2,600	0	7,825	33,661	5,100	1,599	21.05
3,454	291	1,096	1,070	24,324	1,047	1,279	19.02
700	0	4,300	9,325	48,000	0	1,977	24.28
8,618	567	0	13,810	63,324	5,087	1,858	34.08
1,931	677	0	18,028	50,655	0	1,932	26.22
3,200	300	0	0	13,000	0	1,713	7.59
5,744	0	1,270	9,526	40,116	0	1,199	33.46
1,795	0	0	4,650	27,702	0	1,691	16.38
10,451	0	0	12,594	64,475	10,501	1,926	33.48
2,766	40	0	18,321	39,598	0	1,708	23.18
49,860	8,425	7,541	109,097	486,800	21,951	21,165	23.00
1,199 and Under							
2,088	100	119	1,921	8,707	0	301	28.93
266	738	0	1,293	7,274	1,279	156	46.63
6,130	781	1,260	4,200	28,541	5,422	1,117	25.55
7,150	0	4,510	2,104	66,094	0	1,129	58.54
2,100	100	0	2,000	13,865	0	186	74.54
8,472	1,874	2,888	1,776	52,454	0	493	106.40
2,993	2,020	0	8,153	43,314	3,977	948	45.69
4,785	2,048	720	9,955	38,715	0	689	56.19
5,733	1,047	574	8,252	49,170	0	1,068	46.04
39,717	8,708	10,071	39,654	308,134	10,678	6,087	50.62
1,919,450	533,840	356,574	4,508,114	21,721,537	1,129,783	900,302	24.13

Average Collection Expenditures Per Capita by Service Area Population



Average Total Expenditures Per Capita by Service Area Population



Collection


county	library	print	print serials	audios	videos
Beaverhead	Dillon Public Library	19,058	35	641	893
Big Horn	Big Horn County Public Library	28,574	20	2,236	3,808
Blaine	Blaine County Library	20,475	59	607	975
	Harlem Public Library	13,607	66	326	402
Broadwater	Broadwater School and Community Library	38,200	53	625	929
Carbon	Bridger Public Library	9,895	6	722	211
	Joliet Public Library	10,843	6	147	407
	Red Lodge Carnegie Library	16,037	22	796	759
Carter	Ekalaka Public Library	7,883	8	84	466
Cascade	Belt Public Library	5,675	16	202	347
	Great Falls Public Library	154,020	267	5,536	3,921
	Wedsworth Memorial Library	6,240	7	236	721
Chouteau	Chouteau County Library	43,400	113	660	750
Custer	Miles City Public Library	36,106	112	3,271	1,955
Daniels	Daniels County Library	24,900	54	1,000	1,300
Dawson	Glendive Public Library	21,046	57	1,204	1,389
Deer Lodge	Hearst Free Library	25,174	88	3,470	1,273
Fallon	Fallon County Library	19,785	26	2,933	735
Fergus	Denton Public Library	7,500	0	220	120
	Dorothy Asbjornson Community Library	4,661	1	184	251
	Lewistown Public Library	37,267	38	4,039	1,996
	Moore Public Library	8,990	0	0	0
Flathead	Flathead County Library System	177,318	336	5,937	7,979
Gallatin	Belgrade Community Library	23,531	52	1,235	1,588
	Bozeman Public Library	116,848	256	8,711	6,088
	Manhattan Community School Library	15,034	23	430	569
	Three Forks Community Library	16,432	33	192	545
	West Yellowstone Public Library	15,822	38	540	341
Garfield	Garfield County Library	11,624	6	216	157
Glacier	Glacier County Library	38,158	58	3,192	1,171
Granite	Drummond School Community Library	10,901	15	110	162
	Philipsburg Public Library	4,000	0	80	450
Hill	Havre-Hill County Library	74,130	75	1,565	2,846
Jefferson	Boulder Community Library	39,351	109	2,156	5,495
Judith Basin	Judith Basin County Free Library	18,482	30	409	562
Lake	Polson City Library	38,932	81	2,886	796
	Ronan City Library	17,970	38	1,181	789
	St Ignatius School-Community Library	16,318	43	623	1,123
Lewis and Clark	Lewis and Clark Library	123,637	250	6,709	8,352
Liberty	Liberty County Library	27,190	21	1,084	1,337
Lincoln	Lincoln County Public Libraries	38,036	117	3,899	3,841
Madison	Madison Valley Public Library	13,094	40	652	1,490
	Sheridan Public Library	10,126	13	430	626
	Thompson-Hickman County Library	5,584	23	228	1,492
	Twin Bridges Public Library	8,592	0	284	1,702
McCone	George McCone Memorial County Library	19,127	24	321	520

Collection

e-books	electronic serials	databases	other	total	srv area pop	per capita
9,111	0	0	0	29,738	9,202	3.23
9,111	0	0	837	44,586	12,671	3.52
0	0	0	2	22,118	4,299	5.14
0	0	0	1	14,402	2,710	5.31
0	0	1	41	39,849	4,385	9.09
0	0	0	0	10,834	2,259	4.80
0	0	0	0	11,403	2,210	5.16
0	0	0	0	17,614	5,083	3.47
0	0	0	0	8,441	1,360	6.21
0	0	0	0	6,240	1,522	4.10
116	0	1	89	163,950	77,128	2.13
0	0	0	126	7,330	1,708	4.29
0	0	0	610	45,533	5,970	7.63
9,111	0	0	0	50,555	11,696	4.32
0	1	1	120	27,376	2,017	13.57
9,111	0	0	54	32,861	9,059	3.63
9,111	0	0	0	39,116	9,417	4.15
0	0	0	0	23,479	2,837	8.28
0	0	1	63	7,904	301	26.26
0	1	0	0	5,098	156	32.68
9,111	0	2	1,663	54,116	11,250	4.81
0	0	0	0	8,990	186	48.33
9,111	0	0	0	200,681	74,471	2.69
9,111	0	1	0	35,518	10,272	3.46
11,822	0	7	27	143,759	47,805	3.01
0	0	0	52	16,108	3,214	5.01
9,111	0	0	0	26,313	3,546	7.42
9,111	0	0	54	25,906	2,995	8.65
0	0	0	0	12,003	1,279	9.38
0	0	0	34	42,613	13,247	3.22
9,105	0	1	9	20,303	1,117	18.18
0	2	0	0	4,532	1,713	2.65
5	1	27	275	78,924	16,673	4.73
9,111	0	3	0	56,225	10,049	5.60
0	0	5	0	19,488	2,329	8.37
9,111	0	2	53	51,861	11,789	4.40
0	0	0	0	19,978	8,765	2.28
9,111	1	0	262	27,481	5,953	4.62
81	0	13	411	139,453	55,716	2.50
0	0	1	164	29,797	2,158	13.81
0	0	0	296	46,189	18,837	2.45
9,111	0	16	0	24,403	1,129	21.61
9,111	0	1	0	20,307	948	21.42
9,111	0	0	2	16,440	4,084	4.03
9,111	0	4	10	19,703	689	28.60
0	0	2	313	20,307	1,977	10.27

Collection

county	library	print	print serials	audios	videos
Meagher	Meagher County/City Library	15,676	0	985	620
Mineral	Mineral County Public Library	34,917	32	519	1,722
Missoula	Missoula Public Library	236,317	480	15,063	13,195
Musselshell	Roundup School-Community Library	18,904	37	1,032	532
Park	Livingston-Park County Public Library	53,384	255	2,501	2,383
Petroleum	Petroleum County School-Community Library	18,342	50	587	1,614
Phillips	Phillips County Library	21,899	26	345	456
Pondera	Conrad Public Library	23,283	7	208	927
	Valier Public Library	14,425	33	358	301
Powder River	Henry A Malley Memorial Library	20,681	29	400	400
Powell	William K. Kohrs Memorial Library	25,892	38	4,495	2,448
Prairie	Prairie County Library	13,280	10	393	720
Ravalli	Bitterroot Public Library	33,594	91	4,301	1,261
	Darby Community Public Library	8,704	56	106	56
	North Valley Public Library	21,225	40	3,571	2,604
Richland	Sidney-Richland County Library	26,010	72	2,742	712
Roosevelt	Roosevelt County Library	49,017	88	2,993	420
Rosebud	Rosebud County Library	57,947	116	2,284	3,016
Sanders	Plains Public Library District	15,820	48	329	246
	Preston Town County Library	1,597	26	160	997
	Thompson Falls Public Library	17,854	62	964	836
Sheridan	Sheridan County Library	35,410	59	1,875	868
Silver Bow	Butte-Silver Bow Public Library	58,500	210	6,114	6,496
Stillwater	Stillwater County Library	22,283	37	2,358	878
Sweet Grass	Carnegie Public Library	17,022	74	824	701
Teton	Choteau/Teton Public Library	19,411	18	1,483	2,740
	Dutton Public Library	7,083	3	325	962
	Fairfield/Teton Public Library	8,975	8	350	900
Toole	Toole County Library	28,042	26	925	1,091
Valley	Glasgow City-County Library	47,683	56	1,895	1,856
Wheatland	Harlowton Public Library	10,952	8	677	524
Wibaux	Wibaux Public Library	15,834	5	70	613
Yellowstone	Laurel Public Library	24,322	28	727	1,088
	Parmly Billings Library	267,332	326	20,762	24,889
Statewide Totals		2,731,190	5,189	154,930	152,701



Collection

e-books	electronic serials	databases	other	total	srv area pop	per capita
9,111	0	1	31	26,424	1,932	13.68
9,111	0	0	19	46,320	3,884	11.93
9,111	0	13	1,518	275,697	95,802	2.88
0	0	0	129	20,634	4,497	4.59
0	12	6	377	58,918	15,694	3.75
0	0	1	500	21,094	493	42.79
0	0	0	0	22,726	4,601	4.94
0	8	2	6,321	30,756	4,498	6.84
0	0	1	0	15,118	1,926	7.85
0	0	0	0	21,510	1,858	11.58
0	0	0	575	33,448	7,180	4.66
0	0	0	138	14,541	1,199	12.13
9,111	6	2	0	48,366	23,844	2.03
0	0	0	0	8,922	3,907	2.28
9,110	0	0	0	36,550	8,319	4.39
3,830	0	2	8	33,376	9,667	3.45
9,111	0	0	0	61,629	10,620	5.80
9,111	4	3	301	72,782	9,383	7.76
9,111	0	0	389	25,943	3,808	6.81
0	0	1	0	2,781	1,691	1.64
9,111	0	0	63	28,890	4,728	6.11
0	0	1	59	38,272	4,105	9.32
0	0	0	0	71,320	34,606	2.06
0	0	3	0	25,559	8,195	3.12
9,111	0	3	2,236	29,971	3,609	8.30
0	0	0	132	23,784	3,444	6.91
0	2	1	1,000	9,376	1,401	6.69
0	0	2	150	10,385	1,599	6.49
0	0	0	784	30,868	5,267	5.86
0	0	0	0	51,490	7,675	6.71
0	0	2	0	12,163	2,269	5.36
0	0	2	198	16,722	1,068	15.66
9,111	0	3	0	35,279	6,255	5.64
42	0	7	0	313,358	123,097	2.55
280,108	38	145	20,496	3,344,797	900,302	3.72

Top 5 Books Per Capita

Moore Public Library	48.33
Petroleum County School-Community Library	37.20
Dorothy Asbjornson Community Library	29.88
Denton Public Library	24.92
Wibaux Public Library	14.83

Top 5 Collection Per Capita

Moore Public Library	48.33%
Petroleum County School-Community Library	42.79%
Dorothy Asbjornson Community Library	32.68%
Twin Bridges Public Library	28.60%
Denton Public Library	26.26%

Collection by Service Area Population

county	library	print	print serials	audios	videos
--------	---------	-------	---------------	--------	--------

Over 25,000

Gallatin	Bozeman Public Library	116,848	256	8,711	6,088
Silver Bow	Butte-Silver Bow Public Library	58,500	210	6,114	6,496
Flathead	Flathead County Library System	177,318	336	5,937	7,979
Cascade	Great Falls Public Library	154,020	267	5,536	3,921
Lewis and Clark	Lewis and Clark Library	123,637	250	6,709	8,352
Missoula	Missoula Public Library	236,317	480	15,063	13,195
Yellowstone	Parmly Billings Library	267,332	326	20,762	24,889
		1,133,972	2,125	68,832	70,920

10,000 - 24,999

Gallatin	Belgrade Community Library	23,531	52	1,235	1,588
Big Horn	Big Horn County Public Library	28,574	20	2,236	3,808
Ravalli	Bitterroot Public Library	33,594	91	4,301	1,261
Jefferson	Boulder Community Library	39,351	109	2,156	5,495
Glacier	Glacier County Library	38,158	58	3,192	1,171
Hill	Havre-Hill County Library	74,130	75	1,565	2,846
Fergus	Lewistown Public Library	37,267	38	4,039	1,996
Lincoln	Lincoln County Public Libraries	38,036	117	3,899	3,841
Park	Livingston-Park County Public Library	53,384	255	2,501	2,383
Custer	Miles City Public Library	36,106	112	3,271	1,955
Lake	Polson City Library	38,932	81	2,886	796
Roosevelt	Roosevelt County Library	49,017	88	2,993	420
		490,080	1,096	34,274	27,560

5,000 - 9,999

Chouteau	Chouteau County Library	43,400	113	660	750
Beaverhead	Dillon Public Library	19,058	35	641	893
Valley	Glasgow City-County Library	47,683	56	1,895	1,856
Dawson	Glendive Public Library	21,046	57	1,204	1,389
Deer Lodge	Hearst Free Library	25,174	88	3,470	1,273
Yellowstone	Laurel Public Library	24,322	28	727	1,088
Ravalli	North Valley Public Library	21,225	40	3,571	2,604
Carbon	Red Lodge Carnegie Library	16,037	22	796	759
Lake	Ronan City Library	17,970	38	1,181	789
Rosebud	Rosebud County Library	57,947	116	2,284	3,016
Richland	Sidney-Richland County Library	26,010	72	2,742	712
Lake	St Ignatius School-Community Library	16,318	43	623	1,123
Stillwater	Stillwater County Library	22,283	37	2,358	878
Toole	Toole County Library	28,042	26	925	1,091
Powell	William K. Kohrs Memorial Library	25,892	38	4,495	2,448
		412,407	809	27,572	20,669

3,500 - 4,999

Blaine	Blaine County Library	20,475	59	607	975
Broadwater	Broadwater School and Community Library	38,200	53	625	929
Sweet Grass	Carnegie Public Library	17,022	74	824	701
Pondera	Conrad Public Library	23,283	7	208	927
Ravalli	Darby Community Public Library	8,704	56	106	56
Mineral	Mineral County Public Library	34,917	32	519	1,722
Phillips	Phillips County Library	21,899	26	345	456
Sanders	Plains Public Library District	15,820	48	329	246
Musselshell	Roundup School-Community Library	18,904	37	1,032	532
Sheridan	Sheridan County Library	35,410	59	1,875	868
Sanders	Thompson Falls Public Library	17,854	62	964	836
Madison	Thompson-Hickman County Library	5,584	23	228	1,492
Gallatin	Three Forks Community Library	16,432	33	192	545
		274,504	569	7,854	10,285

Collection by Service Area Population

e-books	electronic serials	databases	other	total	srv area pop	per capita
---------	--------------------	-----------	-------	-------	--------------	------------

Over 25,000

27	11,822	0	7	143,759	47,805	3.01
0	0	0	0	71,320	34,606	2.06
0	9,111	0	0	200,681	74,471	2.69
89	116	0	1	163,950	77,128	2.13
411	81	0	13	139,453	55,716	2.50
1,518	9,111	0	13	275,697	95,802	2.88
0	42	0	7	313,358	123,097	2.55
2,045	30,283	0	41	1,308,218	508,625	2.57

10,000 - 24,999

0	9,111	0	1	35,518	10,272	3.46
837	9,111	0	0	44,586	12,671	3.52
0	9,111	6	2	48,366	23,844	2.03
0	9,111	0	3	56,225	10,049	5.60
34	0	0	0	42,613	13,247	3.22
275	5	1	27	78,924	16,673	4.73
1,663	9,111	0	2	54,116	11,250	4.81
296	0	0	0	46,189	18,837	2.45
377	0	12	6	58,918	15,694	3.75
0	9,111	0	0	50,555	11,696	4.32
53	9,111	0	2	51,861	11,789	4.40
0	9,111	0	0	61,629	10,620	5.80
3,535	72,893	19	43	629,500	166,642	3.78

5,000 - 9,999

610	0	0	0	45,533	5,970	7.63
0	9,111	0	0	29,738	9,202	3.23
0	0	0	0	51,490	7,675	6.71
54	9,111	0	0	32,861	9,059	3.63
0	9,111	0	0	39,116	9,417	4.15
0	9,111	0	3	35,279	6,255	5.64
0	9,110	0	0	36,550	8,319	4.39
0	0	0	0	17,614	5,083	3.47
0	0	0	0	19,978	8,765	2.28
301	9,111	4	3	72,782	9,383	7.76
8	3,830	0	2	33,376	9,667	3.45
262	9,111	1	0	27,481	5,953	4.62
0	0	0	3	25,559	8,195	3.12
784	0	0	0	30,868	5,267	5.86
575	0	0	0	33,448	7,180	4.66
2,594	67,606	5	11	531,673	115,390	4.61

3,500 - 4,999

2	0	0	0	22,118	4,299	5.14
41	0	0	1	39,849	4,385	9.09
2,236	9,111	0	3	29,971	3,609	8.30
6,321	0	8	2	30,756	4,498	6.84
0	0	0	0	8,922	3,907	2.28
19	9,111	0	0	46,320	3,884	11.93
0	0	0	0	22,726	4,601	4.94
389	9,111	0	0	25,943	3,808	6.81
129	0	0	0	20,634	4,497	4.59
59	0	0	1	38,272	4,105	9.32
63	9,111	0	0	28,890	4,728	6.11
2	9,111	0	0	16,440	4,084	4.03
0	9,111	0	0	26,313	3,546	7.42
9,261	54,666	8	7	357,154	53,951	6.62

Collection by Service Area Population

county	library	print	print serials	audios	videos
--------	---------	-------	---------------	--------	--------

2,000 - 3,499

Carbon	Bridger Public Library	9,895	6	722	211
Teton	Choteau/Teton Public Library	19,411	18	1,483	2,740
Daniels	Daniels County Library	24,900	54	1,000	1,300
Fallon	Fallon County Library	19,785	26	2,933	735
Blaine	Harlem Public Library	13,607	66	326	402
Wheatland	Harlowton Public Library	10,952	8	677	524
Carbon	Joliet Public Library	10,843	6	147	407
Judith Basin	Judith Basin County Free Library	18,482	30	409	562
Liberty	Liberty County Library	27,190	21	1,084	1,337
Gallatin	Manhattan Community School Library	15,034	23	430	569
Gallatin	West Yellowstone Public Library	15,822	38	540	341
		185,921	296	9,751	9,128


1,200 - 1,999

Cascade	Belt Public Library	5,675	16	202	347
Teton	Dutton Public Library	7,083	3	325	962
Carter	Ekalaka Public Library	7,883	8	84	466
Teton	Fairfield/Teton Public Library	8,975	8	350	900
Garfield	Garfield County Library	11,624	6	216	157
McCone	George McCone Memorial County Library	19,127	24	321	520
Powder River	Henry A Malley Memorial Library	20,681	29	400	400
Meagher	Meagher County/City Library	15,676	0	985	620
Granite	Philipsburg Public Library	4,000	0	80	450
Prairie	Prairie County Library	13,280	10	393	720
Sanders	Preston Town County Library	1,597	26	160	997
Pondera	Valier Public Library	14,425	33	358	301
Cascade	Wedsworth Memorial Library	6,240	7	236	721
		136,266	170	4,110	7,561

1,199 and Under

Fergus	Denton Public Library	7,500	0	220	120
Fergus	Dorothy Asbjornson Community Library	4,661	1	184	251
Granite	Drummond School Community Library	10,901	15	110	162
Madison	Madison Valley Public Library	13,094	40	652	1,490
Fergus	Moore Public Library	8,990	0	0	0
Petroleum	Petroleum County School-Community Library	18,342	50	587	1,614
Madison	Sheridan Public Library	10,126	13	430	626
Madison	Twin Bridges Public Library	8,592	0	284	1,702
Wibaux	Wibaux Public Library	15,834	5	70	613
		98,040	124	2,537	6,578

Statewide Totals		2,731,190	5,189	154,930	152,701
-------------------------	--	------------------	--------------	----------------	----------------



Collection by Service Area Population

e-books	electronic serials	databases	other	total	srv area pop	per capita
2,000 - 3,499						
0	0	0	0	10,834	2,259	4.80
132	0	0	0	23,784	3,444	6.91
120	0	1	1	27,376	2,017	13.57
0	0	0	0	23,479	2,837	8.28
1	0	0	0	14,402	2,710	5.31
0	0	0	2	12,163	2,269	5.36
0	0	0	0	11,403	2,210	5.16
0	0	0	5	19,488	2,329	8.37
164	0	0	1	29,797	2,158	13.81
52	0	0	0	16,108	3,214	5.01
54	9,111	0	0	25,906	2,995	8.65
523	9,111	1	9	214,740	28,442	7.55
1,200 - 1,999						
0	0	0	0	6,240	1,522	4.10
1,000	0	2	1	9,376	1,401	6.69
0	0	0	0	8,441	1,360	6.21
150	0	0	2	10,385	1,599	6.49
0	0	0	0	12,003	1,279	9.38
313	0	0	2	20,307	1,977	10.27
0	0	0	0	21,510	1,858	11.58
31	9,111	0	1	26,424	1,932	13.68
0	0	2	0	4,532	1,713	2.65
138	0	0	0	14,541	1,199	12.13
0	0	0	1	2,781	1,691	1.64
0	0	0	1	15,118	1,926	7.85
126	0	0	0	7,330	1,708	4.29
1,758	9,111	4	8	158,988	21,165	7.51
1,199 and Under						
63	0	0	1	7,904	301	26.26
0	0	1	0	5,098	156	32.68
9	9,105	0	1	20,303	1,117	18.18
0	9,111	0	16	24,403	1,129	21.61
0	0	0	0	8,990	186	48.33
500	0	0	1	21,094	493	42.79
0	9,111	0	1	20,307	948	21.42
10	9,111	0	4	19,703	689	28.60
198	0	0	2	16,722	1,068	15.66
780	36,438	1	26	144,524	6,087	23.74
280,108	38	145	20,496	3,344,797	900,302	3.72

Average Collection by Service Population


Over 25,000	186,888
10,000 - 24,999	52,458
5,000 - 9,999	35,445
3,500 - 4,999	27,473
2,000 - 3,499	19,522
1,200 - 1,999	12,230
1,199 and Under	16,058

Service Hours

county	library	Weekly Hours Open to Public		Annual Hours Open	Users	
		main	branch		per week	
Beaverhead	Dillon Public Library	44	0	2,288	797	41,444
Big Horn	Big Horn County Public Library	45	0	2,340	1,156	60,112
Blaine	Blaine County Library	33	0	1,716	135	7,020
	Harlem Public Library	25	0	1,300	58	3,016
Broadwater	Broadwater School and Community Library	61	0	3,172	1,006	52,312
Carbon	Bridger Public Library	17	0	884	75	3,900
	Joliet Public Library	20	0	1,040	79	4,108
	Red Lodge Carnegie Library	38	0	1,976	389	20,228
Carter	Ekalaka Public Library	20	0	1,040	57	2,964
Cascade	Belt Public Library	22	0	1,144	142	7,384
	Great Falls Public Library	58	0	3,016	4,524	235,248
	Wedsworth Memorial Library	23	0	1,196	140	7,280
Chouteau	Chouteau County Library	47	40	4,524	1,000	52,000
Custer	Miles City Public Library	45	0	2,340	885	46,020
Daniels	Daniels County Library	43	0	2,236	460	23,920
Dawson	Glendive Public Library	45	12	2,964	663	34,476
Deer Lodge	Hearst Free Library	54	0	2,808	1,482	77,064
Fallon	Fallon County Library	49	0	2,548	266	13,832
Fergus	Denton Public Library	38	0	1,976	36	1,872
	Dorothy Asbjornson Community Library	15	0	780	31	1,612
	Lewistown Public Library	40	0	2,080	1,055	54,860
	Moore Public Library	15	0	780	97	5,044
Flathead	Flathead County Library System	53	126	9,308	9,033	469,716
Gallatin	Belgrade Community Library	40	0	2,080	1,760	91,520
	Bozeman Public Library	58	0	3,016	7,889	410,228
	Manhattan Community School Library	36	0	1,872	875	45,500
	Three Forks Community Library	38	0	1,976	239	12,428
	West Yellowstone Public Library	38	0	1,976	351	18,252
Garfield	Garfield County Library	18	0	936	62	3,224
Glacier	Glacier County Library	42	32	3,848	778	40,456
Granite	Drummond School Community Library	18	0	936	188	9,776
	Philipsburg Public Library	15	0	780	30	1,560
Hill	Havre-Hill County Library	50	0	2,600	1,416	73,632
Jefferson	Boulder Community Library	30	60	4,680	1,485	77,220
Judith Basin	Judith Basin County Free Library	43	24	3,484	259	13,468
Lake	Polson City Library	42	0	2,184	925	48,100
	Ronan City Library	38	0	1,976	810	42,120
	St Ignatius School-Community Library	46	0	2,392	535	27,820
Lewis and Clark	Lewis and Clark Library	63	72	7,020	6,834	355,368
Liberty	Liberty County Library	42	0	2,184	190	9,880
Lincoln	Lincoln County Public Libraries	42	54	4,992	1,856	96,512
Madison	Madison Valley Public Library	44	0	2,288	1,074	55,848
	Sheridan Public Library	38	0	1,976	199	10,348
	Thompson-Hickman County Library	39	0	2,028	369	19,188
	Twin Bridges Public Library	49	0	2,548	230	11,960

Service Hours

county	library	Weekly Hours Open to Public		Annual Hours Open	Users	
		main	branch		per week	
per year						
McCone	George McCone Memorial County Library	30	0	1,560	170	8,840
Meagher	Meagher County/City Library	30	0	1,560	219	11,388
Mineral	Mineral County Public Library	30	20	2,600	500	26,000
Missoula	Missoula Public Library	64	60	6,448	10,110	525,720
Musselshell	Roundup School-Community Library	53	0	2,756	825	42,900
Park	Livingston-Park County Public Library	51	0	2,652	1,622	84,344
Petroleum	Petroleum County School-Community Library	47	0	2,444	200	10,400
Phillips	Phillips County Library	38	11	2,548	41	2,132
Pondera	Conrad Public Library	38	0	1,976	454	23,608
	Valier Public Library	35	0	1,820	144	7,488
Powder River	Henry A Malley Memorial Library	34	0	1,768	151	7,852
Powell	William K. Kohrs Memorial Library	34	0	1,768	470	24,440
Prairie	Prairie County Library	16	0	832	96	4,992
Ravalli	Bitterroot Public Library	48	0	2,496	1,573	81,796
	Darby Community Public Library	36	0	1,872	323	16,796
	North Valley Public Library	43	0	2,236	566	29,432
Richland	Sidney-Richland County Library	44	0	2,288	492	25,584
Roosevelt	Roosevelt County Library	49	54	5,356	859	44,668
Rosebud	Rosebud County Library	41	40	4,212	799	41,548
Sanders	Plains Public Library District	30	0	1,560	400	20,800
	Preston Town County Library	20	0	1,040	105	5,460
	Thompson Falls Public Library	30	0	1,560	509	26,468
Sheridan	Sheridan County Library	51	0	2,652	428	22,256
Silver Bow	Butte-Silver Bow Public Library	51	0	2,652	895	46,540
Stillwater	Stillwater County Library	45	0	2,340	649	33,748
Sweet Grass	Carnegie Public Library	43	0	2,236	398	20,696
Teton	Choteau/Teton Public Library	40	0	2,080	374	19,448
	Dutton Public Library	24	0	1,248	84	4,368
	Fairfield/Teton Public Library	19	0	988	135	7,020
Toole	Toole County Library	36	19	2,860	565	29,380
Valley	Glasgow City-County Library	52	30	4,264	1,397	72,644
Wheatland	Harlowton Public Library	52	0	2,704	312	16,224
Wibaux	Wibaux Public Library	27	0	1,404	122	6,344
Yellowstone	Laurel Public Library	45	0	2,340	472	24,544
	Parmly Billings Library	63	0	3,276	6,803	353,756
Statewide Totals		3,108	654	195,624	85,182	4,429,464



Service Hours by Service Area Population

county	library	Weekly Hours Open to Public		Annual Hours Open	Users	
		main	branch		per week	

Over 25,000

Gallatin	Bozeman Public Library	58	0	3,016	7,889	410,228
Silver Bow	Butte-Silver Bow Public Library	51	0	2,652	895	46,540
Flathead	Flathead County Library System	53	126	9,308	9,033	469,716
Cascade	Great Falls Public Library	58	0	3,016	4,524	235,248
Lewis and Clark	Lewis and Clark Library	63	72	7,020	6,834	355,368
Missoula	Missoula Public Library	64	60	6,448	10,110	525,720
Yellowstone	Parmly Billings Library	63	0	3,276	6,803	353,756
		410	258	34,736	46,088	2,396,576

10,000 - 24,999

Gallatin	Belgrade Community Library	40	0	2,080	1,760	91,520
Big Horn	Big Horn County Public Library	45	0	2,340	1,156	60,112
Ravalli	Bitterroot Public Library	48	0	2,496	1,573	81,796
Jefferson	Boulder Community Library	30	60	4,680	1,485	77,220
Glacier	Glacier County Library	42	32	3,848	778	40,456
Hill	Havre-Hill County Library	50	0	2,600	1,416	73,632
Fergus	Lewistown Public Library	40	0	2,080	1,055	54,860
Lincoln	Lincoln County Public Libraries	42	54	4,992	1,856	96,512
Park	Livingston-Park County Public Library	51	0	2,652	1,622	84,344
Custer	Miles City Public Library	45	0	2,340	885	46,020
Lake	Polson City Library	42	0	2,184	925	48,100
Roosevelt	Roosevelt County Library	49	54	5,356	859	44,668
		524	200	37,648	15,370	799,240

5,000 - 9,999

Chouteau	Chouteau County Library	47	40	4,524	1,000	52,000
Beaverhead	Dillon Public Library	44	0	2,288	797	41,444
Valley	Glasgow City-County Library	52	30	4,264	1,397	72,644
Dawson	Glendive Public Library	45	12	2,964	663	34,476
Deer Lodge	Hearst Free Library	54	0	2,808	1,482	77,064
Yellowstone	Laurel Public Library	45	0	2,340	472	24,544
Ravalli	North Valley Public Library	43	0	2,236	566	29,432
Carbon	Red Lodge Carnegie Library	38	0	1,976	389	20,228
Lake	Ronan City Library	38	0	1,976	810	42,120
Rosebud	Rosebud County Library	41	40	4,212	799	41,548
Richland	Sidney-Richland County Library	44	0	2,288	492	25,584
Lake	St Ignatius School-Community Library	46	0	2,392	535	27,820
Stillwater	Stillwater County Library	45	0	2,340	649	33,748
Toole	Toole County Library	36	19	2,860	565	29,380
Powell	William K. Kohrs Memorial Library	34	0	1,768	470	24,440
		652	141	41,236	11,086	576,472

3,500 - 4,999

Blaine	Blaine County Library	33	0	1,716	135	7,020
Broadwater	Broadwater School and Community Library	61	0	3,172	1,006	52,312
Sweet Grass	Carnegie Public Library	43	0	2,236	398	20,696
Pondera	Conrad Public Library	38	0	1,976	454	23,608
Ravalli	Darby Community Public Library	36	0	1,872	323	16,796
Mineral	Mineral County Public Library	30	20	2,600	500	26,000
Phillips	Phillips County Library	38	11	2,548	41	2,132
Sanders	Plains Public Library District	30	0	1,560	400	20,800
Musselshell	Roundup School-Community Library	53	0	2,756	825	42,900
Sheridan	Sheridan County Library	51	0	2,652	428	22,256
Sanders	Thompson Falls Public Library	30	0	1,560	509	26,468
Madison	Thompson-Hickman County Library	39	0	2,028	369	19,188
Gallatin	Three Forks Community Library	38	0	1,976	239	12,428

Service Hours by Service Area Population

county	library	Weekly Hours Open to Public		Annual Hours Open	Users	
		main	branch		per week	

520 31 28,652 5,627 292,604

2,000 - 3,499

Carbon	Bridger Public Library	17	0	884	75	3,900
Teton	Choteau/Teton Public Library	40	0	2,080	374	19,448
Daniels	Daniels County Library	43	0	2,236	460	23,920
Fallon	Fallon County Library	49	0	2,548	266	13,832
Blaine	Harlem Public Library	25	0	1,300	58	3,016
Wheatland	Harlowton Public Library	52	0	2,704	312	16,224
Carbon	Joliet Public Library	20	0	1,040	79	4,108
Judith Basin	Judith Basin County Free Library	43	24	3,484	259	13,468
Liberty	Liberty County Library	42	0	2,184	190	9,880
Gallatin	Manhattan Community School Library	36	0	1,872	875	45,500
Gallatin	West Yellowstone Public Library	38	0	1,976	351	18,252

405 24 22,308 3,299 171,548

1,200 - 1,999

Cascade	Belt Public Library	22	0	1,144	142	7,384
Teton	Dutton Public Library	24	0	1,248	84	4,368
Carter	Ekalaka Public Library	20	0	1,040	57	2,964
Teton	Fairfield/Teton Public Library	19	0	988	135	7,020
Garfield	Garfield County Library	18	0	936	62	3,224
McCone	George McCone Memorial County Library	30	0	1,560	170	8,840
Powder River	Henry A Malley Memorial Library	34	0	1,768	151	7,852
Meagher	Meagher County/City Library	30	0	1,560	219	11,388
Granite	Philipsburg Public Library	15	0	780	30	1,560
Prairie	Prairie County Library	16	0	832	96	4,992
Sanders	Preston Town County Library	20	0	1,040	105	5,460
Pondera	Valier Public Library	35	0	1,820	144	7,488
Cascade	Wedsworth Memorial Library	23	0	1,196	140	7,280

306 0 15,912 1,535 79,820


1,199 and Under

Fergus	Denton Public Library	38	0	1,976	36	1,872
Fergus	Dorothy Asbjornson Community Library	15	0	780	31	1,612
Granite	Drummond School Community Library	18	0	936	188	9,776
Madison	Madison Valley Public Library	44	0	2,288	1,074	55,848
Fergus	Moore Public Library	15	0	780	97	5,044
Petroleum	Petroleum County School-Community Library	47	0	2,444	200	10,400
Madison	Sheridan Public Library	38	0	1,976	199	10,348
Madison	Twin Bridges Public Library	49	0	2,548	230	11,960
Wibaux	Wibaux Public Library	27	0	1,404	122	6,344

291 0 15,132 2,177 113,204

Statewide Totals

3,108 654 195,624 85,182 4,429,464



Circulation

county	library	Reference Transactions		Annual Circulation			svc area pop	per cap circ
		weekly	yearly	juvenile	non-juvenile	total		
Beaverhead	Dillon Public Library	68	3,536	15,589	16,505	32,094	9,202	3.49
Big Horn	Big Horn County Public Library	25	1,300	5,407	29,804	35,211	12,671	2.78
Blaine	Blaine County Library	9	468	3,209	19,359	22,568	4,299	5.25
	Harlem Public Library	7	364	8,152	6,092	14,244	2,710	5.26
Broadwater	Broadwater School and Community Library	103	5,356	19,305	12,209	31,514	4,385	7.19
Carbon	Bridger Public Library	13	676	1,634	4,424	6,058	2,259	2.68
	Red Lodge Carnegie Library	21	1,092	8,610	14,990	23,600	5,083	4.64
Carter	Ekalaka Public Library	15	780	1,382	4,097	5,479	1,360	4.03
Cascade	Belt Public Library	26	1,352	2,919	4,479	7,398	1,522	4.86
	Great Falls Public Library	231	12,012	123,751	224,078	347,829	77,128	4.51
	Wedsworth Memorial Library	20	1,040	0	13,884	13,884	1,708	8.13
Chouteau	Chouteau County Library	100	5,200	48,620	68,150	116,770	5,970	19.56
Custer	Miles City Public Library	44	2,288	14,009	26,147	40,156	11,696	3.43
Daniels	Daniels County Library	80	4,160	5,150	19,010	24,160	2,017	11.98
Dawson	Glendive Public Library	38	1,976	12,152	20,014	32,166	9,059	3.55
Deer Lodge	Hearst Free Library	287	14,924	8,475	39,079	47,554	9,417	5.05
Fallon	Fallon County Library	3	156	8,005	14,696	22,701	2,837	8.00
Fergus	Denton Public Library	1	52	600	900	1,500	301	4.98
	Dorothy Asbjornson Community Library	1	52	413	889	1,302	156	8.35
	Lewistown Public Library	85	4,420	26,980	55,416	82,396	11,250	7.32
	Moore Public Library	28	1,456	760	1,990	2,750	186	14.78
Flathead	Flathead County Library System	601	31,252	202,219	351,337	553,556	74,471	7.43
Gallatin	Belgrade Community Library	49	2,548	19,304	30,700	50,004	10,272	4.87
	Bozeman Public Library	1,454	75,608	252,074	383,059	635,133	47,805	13.29
	Manhattan Community School Library	130	6,760	3,407	22,268	25,675	3,214	7.99
	Three Forks Community Library	54	2,808	6,331	11,758	18,089	3,546	5.10
	West Yellowstone Public Library	12	624	2,730	6,193	8,923	2,995	2.98
Garfield	Garfield County Library	4	208	865	2,223	3,088	1,279	2.41
Glacier	Glacier County Library	88	4,576	19,380	25,071	44,451	13,247	3.36
Granite	Drummond School Community Library	65	3,380	4,114	2,559	6,673	1,117	5.97
	Philipsburg Public Library	4	208	400	250	650	1,713	0.38
Hill	Havre-Hill County Library	41	2,132	17,269	134,188	151,457	16,673	9.08
Jefferson	Boulder Community Library	201	10,452	20,189	57,414	77,603	10,049	7.72
Judith Basin	Judith Basin County Free Library	10	520	4,380	10,496	14,876	2,329	6.39
Lake	Polson City Library	96	4,992	16,801	37,251	54,052	11,789	4.58
	Ronan City Library	40	2,080	11,595	24,886	36,481	8,765	4.16
	St Ignatius School-Community Library	150	7,800	5,474	12,679	18,153	5,953	3.05
Lewis and Clark	Lewis and Clark Library	169	8,788	167,216	321,602	488,818	55,716	8.77
Liberty	Liberty County Library	39	2,028	5,653	17,189	22,842	2,158	10.58
Lincoln	Lincoln County Public Libraries	141	7,332	21,507	78,316	99,823	18,837	5.30
Madison	Madison Valley Public Library	55	2,860	9,177	20,804	29,981	1,129	26.56
	Sheridan Public Library	13	676	1,324	5,311	6,635	948	7.00
	Thompson-Hickman County Library	185	9,620	1,634	15,104	16,738	4,084	4.10
	Twin Bridges Public Library	20	1,040	1,062	5,778	6,840	689	9.93
McCone	George McCone Memorial County Library	8	416	3,622	5,661	9,283	1,977	4.70

Circulation

county	library	Reference Transactions		Annual Circulation			svc area pop	per cap circ
		weekly	yearly	juvenile	non-juvenile	total		
Meagher	Meagher County/City Library	29	1,508	4,970	9,313	14,283	1,932	7.39
Mineral	Mineral County Public Library	150	7,800	2,779	22,829	25,608	3,884	6.59
Missoula	Missoula Public Library	860	44,720	283,751	561,626	845,377	95,802	8.82
Musselshell	Roundup School-Community Library	88	4,576	3,115	12,134	15,249	4,497	3.39
Park	Livingston-Park County Public Library	234	12,168	24,761	57,218	81,979	15,694	5.22
Petroleum	Petroleum County School-Community Library	45	2,340	6,557	1,623	8,180	493	16.59
Phillips	Phillips County Library	19	988	4,740	14,057	18,797	4,601	4.09
Pondera	Conrad Public Library	70	3,640	11,150	13,427	24,577	4,498	5.46
	Valier Public Library	39	2,028	4,120	7,002	11,122	1,926	5.77
Powder River	Henry A Malley Memorial Library	13	676	4,256	7,709	11,965	1,858	6.44
Powell	William K. Kohrs Memorial Library	25	1,300	0	24,608	24,608	7,180	3.43
Prairie	Prairie County Library	19	988	2,143	7,542	9,685	1,199	8.08
Ravalli	Bitterroot Public Library	205	10,660	36,002	94,445	130,447	23,844	5.47
	Darby Community Public Library	12	624	2,113	5,270	7,383	3,907	1.89
	North Valley Public Library	57	2,964	29,756	92,762	122,518	8,319	14.73
Richland	Sidney-Richland County Library	56	2,912	24,558	44,651	69,209	9,667	7.16
Roosevelt	Roosevelt County Library	23	1,196	10,902	28,308	39,210	10,620	3.69
Rosebud	Rosebud County Library	60	3,120	8,548	55,631	64,179	9,383	6.84
Sanders	Plains Public Library District	120	6,240	3,228	31,840	35,068	3,808	9.21
	Preston Town County Library	32	1,664	1,048	4,728	5,776	1,691	3.42
	Thompson Falls Public Library	96	4,992	7,580	24,632	32,212	4,728	6.81
Sheridan	Sheridan County Library	45	2,340	3,487	24,739	28,226	4,105	6.88
Silver Bow	Butte-Silver Bow Public Library	175	9,100	19,414	71,604	91,018	34,606	2.63
Stillwater	Stillwater County Library	110	5,720	10,962	32,520	43,482	8,195	5.31
Sweet Grass	Carnegie Public Library	170	8,840	5,170	17,651	22,821	3,609	6.32
Teton	Choteau/Teton Public Library	125	6,500	12,238	26,572	38,810	3,444	11.27
	Dutton Public Library	17	884	1,230	5,400	6,630	1,401	4.73
	Fairfield/Teton Public Library	15	780	4,950	4,845	9,795	1,599	6.13
Toole	Toole County Library	120	6,240	9,398	20,865	30,263	5,267	5.75
Valley	Glasgow City-County Library	29	1,508	8,242	35,582	43,824	7,675	5.71
Wheatland	Harlowton Public Library	35	1,820	1,942	7,694	9,636	2,269	4.25
Wibaux	Wibaux Public Library	34	1,768	2,729	3,488	6,217	1,068	5.82
Yellowstone	Laurel Public Library	38	1,976	21,311	18,025	39,336	6,255	6.29
	Parmly Billings Library	238	12,376	338,926	641,002	979,928	123,097	7.96
Statewide Totals		8,237	428,324	2,028,925	4,209,651	6,238,576	898,092	6.95

Top 5: Total Circulation

Parmly Billings Library	979,928
Missoula Public Library	845,377
Bozeman Public Library	635,133
Flathead County Library System	553,556
Lewis and Clark Library	488,818

Top 5: Circulation Per Capita

Madison Valley Public Library	26.56
Chouteau County Library	19.56
Petroleum County School-Community Library	16.59
Moore Public Library	14.78
North Valley Public Library	14.73

Circulation by Service Area Population

county	library	Reference Transactions		Annual Circulation			svc area pop	per cap circ
		weekly	yearly	juvenile	non-juvenile	total		
Over 25,000								
Gallatin	Bozeman Public Library	1,454	75,608	252,074	383,059	635,133	47,805	13.29
Silver Bow	Butte-Silver Bow Public Library	175	9,100	19,414	71,604	91,018	34,606	2.63
Flathead	Flathead County Library System	601	31,252	202,219	351,337	553,556	74,471	7.43
Cascade	Great Falls Public Library	231	12,012	123,751	224,078	347,829	77,128	4.51
Lewis and Clark	Lewis and Clark Library	169	8,788	167,216	321,602	488,818	55,716	8.77
Missoula	Missoula Public Library	860	44,720	283,751	561,626	845,377	95,802	8.82
Yellowstone	Parmly Billings Library	238	12,376	338,926	641,002	979,928	123,097	7.96
		3,728	193,856	1,387,351	2,554,308	3,941,659	508,625	7.75
10,000 - 24,999								
Gallatin	Belgrade Community Library	49	2,548	19,304	30,700	50,004	10,272	4.87
Big Horn	Big Horn County Public Library	25	1,300	5,407	29,804	35,211	12,671	2.78
Ravalli	Bitterroot Public Library	205	10,660	36,002	94,445	130,447	23,844	5.47
Jefferson	Boulder Community Library	201	10,452	20,189	57,414	77,603	10,049	7.72
Glacier	Glacier County Library	88	4,576	19,380	25,071	44,451	13,247	3.36
Hill	Havre-Hill County Library	41	2,132	17,269	134,188	151,457	16,673	9.08
Fergus	Lewistown Public Library	85	4,420	26,980	55,416	82,396	11,250	7.32
Lincoln	Lincoln County Public Libraries	141	7,332	21,507	78,316	99,823	18,837	5.30
Park	Livingston-Park County Public Library	234	12,168	24,761	57,218	81,979	15,694	5.22
Custer	Miles City Public Library	44	2,288	14,009	26,147	40,156	11,696	3.43
Lake	Polson City Library	96	4,992	16,801	37,251	54,052	11,789	4.58
Roosevelt	Roosevelt County Library	23	1,196	10,902	28,308	39,210	10,620	3.69
		1,232	64,064	232,511	654,278	886,789	166,642	5.32
5,000 - 9,999								
Chouteau	Chouteau County Library	100	5,200	48,620	68,150	116,770	5,970	19.56
Beaverhead	Dillon Public Library	68	3,536	15,589	16,505	32,094	9,202	3.49
Valley	Glasgow City-County Library	29	1,508	8,242	35,582	43,824	7,675	5.71
Dawson	Glendive Public Library	38	1,976	12,152	20,014	32,166	9,059	3.55
Deer Lodge	Hearst Free Library	287	14,924	8,475	39,079	47,554	9,417	5.05
Yellowstone	Laurel Public Library	38	1,976	21,311	18,025	39,336	6,255	6.29
Ravalli	North Valley Public Library	57	2,964	29,756	92,762	122,518	8,319	14.73
Carbon	Red Lodge Carnegie Library	21	1,092	8,610	14,990	23,600	5,083	4.64
Lake	Ronan City Library	40	2,080	11,595	24,886	36,481	8,765	4.16
Rosebud	Rosebud County Library	60	3,120	8,548	55,631	64,179	9,383	6.84
Richland	Sidney-Richland County Library	56	2,912	24,558	44,651	69,209	9,667	7.16
Lake	St Ignatius School-Community Library	150	7,800	5,474	12,679	18,153	5,953	3.05
Stillwater	Stillwater County Library	110	5,720	10,962	32,520	43,482	8,195	5.31
Toole	Toole County Library	120	6,240	9,398	20,865	30,263	5,267	5.75
Powell	William K. Kohrs Memorial Library	25	1,300	0	24,608	24,608	7,180	3.43
		1,199	62,348	223,290	520,947	744,237	115,390	6.45
3,500 - 4,999								
Blaine	Blaine County Library	9	468	3,209	19,359	22,568	4,299	5.25
Broadwater	Broadwater School and Community Library	103	5,356	19,305	12,209	31,514	4,385	7.19
Sweet Grass	Carnegie Public Library	170	8,840	5,170	17,651	22,821	3,609	6.32
Pondera	Conrad Public Library	70	3,640	11,150	13,427	24,577	4,498	5.46
Ravalli	Darby Community Public Library	12	624	2,113	5,270	7,383	3,907	1.89
Mineral	Mineral County Public Library	150	7,800	2,779	22,829	25,608	3,884	6.59
Phillips	Phillips County Library	19	988	4,740	14,057	18,797	4,601	4.09
Sanders	Plains Public Library District	120	6,240	3,228	31,840	35,068	3,808	9.21
Musselshell	Roundup School-Community Library	88	4,576	3,115	12,134	15,249	4,497	3.39
Sheridan	Sheridan County Library	45	2,340	3,487	24,739	28,226	4,105	6.88
Sanders	Thompson Falls Public Library	96	4,992	7,580	24,632	32,212	4,728	6.81
Madison	Thompson-Hickman County Library	185	9,620	1,634	15,104	16,738	4,084	4.10
Gallatin	Three Forks Community Library	54	2,808	6,331	11,758	18,089	3,546	5.10
		1,121	58,292	73,841	225,009	298,850	53,951	5.54

Circulation by Service Area Population

county	library	Reference Transactions		Annual Circulation			svc area pop	per cap circ
		weekly	yearly	juvenile	non-juvenile	total		

2,000 - 3,499

Carbon	Bridger Public Library	13	676	1,634	4,424	6,058	2,259	2.68
Teton	Choteau/Teton Public Library	125	6,500	12,238	26,572	38,810	3,444	11.27
Daniels	Daniels County Library	80	4,160	5,150	19,010	24,160	2,017	11.98
Fallon	Fallon County Library	3	156	8,005	14,696	22,701	2,837	8.00
Blaine	Harlem Public Library	7	364	8,152	6,092	14,244	2,710	5.26
Wheatland	Harlowton Public Library	35	1,820	1,942	7,694	9,636	2,269	4.25
Judith Basin	Judith Basin County Free Library	10	520	4,380	10,496	14,876	2,329	6.39
Liberty	Liberty County Library	39	2,028	5,653	17,189	22,842	2,158	10.58
Gallatin	Manhattan Community School Library	130	6,760	3,407	22,268	25,675	3,214	7.99
Gallatin	West Yellowstone Public Library	12	624	2,730	6,193	8,923	2,995	2.98
		454	23,608	53,291	134,634	187,925	26,232	7.16

1,200 - 1,999

Cascade	Belt Public Library	26	1,352	2,919	4,479	7,398	1,522	4.86
Teton	Dutton Public Library	17	884	1,230	5,400	6,630	1,401	4.73
Carter	Ekalaka Public Library	15	780	1,382	4,097	5,479	1,360	4.03
Teton	Fairfield/Teton Public Library	15	780	4,950	4,845	9,795	1,599	6.13
Garfield	Garfield County Library	4	208	865	2,223	3,088	1,279	2.41
McCone	George McCone Memorial County Library	8	416	3,622	5,661	9,283	1,977	4.70
Powder River	Henry A Malley Memorial Library	13	676	4,256	7,709	11,965	1,858	6.44
Meagher	Meagher County/City Library	29	1,508	4,970	9,313	14,283	1,932	7.39
Granite	Philipsburg Public Library	4	208	400	250	650	1,713	0.38
Prairie	Prairie County Library	19	988	2,143	7,542	9,685	1,199	8.08
Sanders	Preston Town County Library	32	1,664	1,048	4,728	5,776	1,691	3.42
Pondera	Valier Public Library	39	2,028	4,120	7,002	11,122	1,926	5.77
Cascade	Wedsworth Memorial Library	20	1,040	0	13,884	13,884	1,708	8.13
		241	12,532	31,905	77,133	109,038	21,165	5.15

1,199 and Under

Fergus	Denton Public Library	1	52	600	900	1,500	301	4.98
Fergus	Dorothy Asbjornson Community Library	1	52	413	889	1,302	156	8.35
Granite	Drummond School Community Library	65	3,380	4,114	2,559	6,673	1,117	5.97
Madison	Madison Valley Public Library	55	2,860	9,177	20,804	29,981	1,129	26.56
Fergus	Moore Public Library	28	1,456	760	1,990	2,750	186	14.78
Petroleum	Petroleum County School-Community Library	45	2,340	6,557	1,623	8,180	493	16.59
Madison	Sheridan Public Library	13	676	1,324	5,311	6,635	948	7.00
Madison	Twin Bridges Public Library	20	1,040	1,062	5,778	6,840	689	9.93
Wibaux	Wibaux Public Library	34	1,768	2,729	3,488	6,217	1,068	5.82
		262	13,624	26,736	43,342	70,078	6,087	11.51

Statewide Totals

8,237 428,324 2,028,925 4,209,651 6,238,576 898,092 6.95

Average Reference Transactions Per Capita Per Year by Service Area Population



Average Circulation by Service Population

Service Population	children's	adults	total
Over 25,000	198,193	364,901	563,094
10,000 - 24,999	19,376	54,523	73,899
5,000 - 9,999	14,886	34,730	49,616
3,500 - 4,999	5,680	17,308	22,988
2,000 - 3,499	5,329	13,463	18,793
1,200 - 1,999	2,454	5,933	8,388
1,199 and Under	2,971	4,816	7,786

Programs

county	library	Programs Offered				Program Attendance			
		children	young adults	adults	total	children	young adults	adults	total
Beaverhead	Dillon Public Library	48	6	10	64	1,066	33	297	1,396
Big Horn	Big Horn County Public Library	85	0	0	85	1,390	0	0	1,390
Blaine	Blaine County Library	44	0	1	45	924	0	78	1,002
	Harlem Public Library	32	0	6	38	536	0	115	651
Broadwater	Broadwater School and Community Library	13	4	14	31	1,765	757	1,217	3,739
Carbon	Bridger Public Library	7	0	0	7	330	0	0	330
	Joliet Public Library	84	6	7	97	723	40	520	1,283
	Red Lodge Carnegie Library	79	0	30	109	1,253	0	419	1,672
Carter	Ekalaka Public Library	40	7	5	52	320	36	86	442
Cascade	Belt Public Library	0	0	0	0	0	0	0	0
	Great Falls Public Library	252	15	91	358	8,220	155	3,711	12,086
	Wedsworth Memorial Library	53	2	8	63	504	10	130	644
Chouteau	Chouteau County Library	105	12	73	190	1,575	48	795	2,418
Custer	Miles City Public Library	135	3	62	200	2,300	45	772	3,117
Daniels	Daniels County Library	70	0	12	82	1,297	0	113	1,410
Dawson	Glendive Public Library	64	3	12	79	1,883	65	175	2,123
Deer Lodge	Hearst Free Library	30	20	28	78	2,250	425	840	3,515
Fallon	Fallon County Library	42	0	6	48	1,062	0	37	1,099
Fergus	Denton Public Library	2	1	2	5	31	10	15	56
	Dorothy Asbjornson Community Library	7	0	7	14	84	0	76	160
	Lewistown Public Library	163	14	49	226	3,731	213	1,439	5,383
	Moore Public Library	2	0	0	2	9	0	0	9
Flathead	Flathead County Library System	399	37	137	573	9,650	1,551	5,243	16,444
Gallatin	Belgrade Community Library	116	0	55	171	2,840	0	1,005	3,845
	Bozeman Public Library	493	15	136	644	18,419	316	5,317	24,052
	Manhattan Community School Library	11	17	15	43	370	418	315	1,103
	Three Forks Community Library	68	4	7	79	1,202	127	214	1,543
	West Yellowstone Public Library	139	0	32	171	923	0	168	1,091
Garfield	Garfield County Library	8	2	3	13	178	7	323	508
Glacier	Glacier County Library	165	0	31	196	4,285	0	359	4,644
Granite	Drummond School Community Library	18	10	20	48	229	246	392	867
	Philipsburg Public Library	1	0	0	1	6	0	0	6
Hill	Havre-Hill County Library	54	9	48	111	1,773	470	1,283	3,526
Jefferson	Boulder Community Library	109	27	27	163	2,072	1,375	566	4,013
Judith Basin	Judith Basin County Free Library	54	2	11	67	743	22	369	1,134
Lake	Polson City Library	448	14	11	473	6,026	458	1,935	8,419
	Ronan City Library	43	27	45	115	890	133	876	1,899
	St Ignatius School-Community Library	9	6	3	18	218	41	45	304
Lewis and Clark	Lewis and Clark Library	288	164	226	678	12,086	4,692	14,310	31,088
Liberty	Liberty County Library	24	1	12	37	185	63	181	429
Lincoln	Lincoln County Public Libraries	188	55	164	407	3,284	349	1,794	5,427
Madison	Madison Valley Public Library	53	16	28	97	1,844	330	1,096	3,270
	Sheridan Public Library	12	0	62	74	163	0	472	635
	Thompson-Hickman County Library	11	4	1	16	206	48	53	307
	Twin Bridges Public Library	40	0	6	46	53	0	274	327
McCone	George McCone Memorial County Library	3	0	0	3	178	0	0	178

Programs

county	library	Programs Offered				Program Attendance			
		children	young adults	adults	total	children	young adults	adults	total
Meagher	Meagher County/City Library	48	0	9	57	675	0	46	721
Mineral	Mineral County Public Library	216	0	3	219	569	0	152	721
Missoula	Missoula Public Library	443	85	118	646	14,559	883	2,663	18,105
Musselshell	Roundup School-Community Library	33	19	29	81	360	635	308	1,303
Park	Livingston-Park County Public Library	321	52	22	395	7,498	485	225	8,208
Petroleum	Petroleum County School-Community Library	180	0	12	192	1,800	0	168	1,968
Phillips	Phillips County Library	34	3	6	43	207	40	92	339
Pondera	Conrad Public Library	173	10	4	187	3,181	164	523	3,868
	Valier Public Library	25	0	19	44	289	0	112	401
Powder River	Henry A Malley Memorial Library	32	0	4	36	799	0	122	921
Powell	William K. Kohrs Memorial Library	62	0	26	88	826	0	444	1,270
Prairie	Prairie County Library	45	0	23	68	632	0	251	883
Ravalli	Bitterroot Public Library	92	3	84	179	3,127	113	1,387	4,627
	Darby Community Public Library	42	0	20	62	662	0	452	1,114
	North Valley Public Library	82	12	98	192	1,008	80	2,123	3,211
Richland	Sidney-Richland County Library	45	2	15	62	1,614	47	882	2,543
Roosevelt	Roosevelt County Library	110	1	2	113	1,008	38	183	1,229
Rosebud	Rosebud County Library	208	57	206	471	1,485	555	2,416	4,456
Sanders	Plains Public Library District	32	4	12	48	325	75	280	680
	Preston Town County Library	3	3	1	7	58	9	12	79
	Thompson Falls Public Library	3	1	2	6	237	10	52	299
Sheridan	Sheridan County Library	30	7	1	38	426	42	25	493
Silver Bow	Butte-Silver Bow Public Library	211	38	36	285	7,746	289	564	8,599
Stillwater	Stillwater County Library	74	7	10	91	1,285	50	200	1,535
Sweet Grass	Carnegie Public Library	52	1	18	71	340	2	112	454
Teton	Choteau/Teton Public Library	106	18	6	130	1,292	360	186	1,838
	Dutton Public Library	1	0	0	1	13	0	0	13
	Fairfield/Teton Public Library	25	0	0	25	175	0	0	175
Toole	Toole County Library	78	0	18	96	884	0	197	1,081
Valley	Glasgow City-County Library	43	0	0	43	448	0	181	629
Wheatland	Harlowton Public Library	1	2	0	3	2,984	3,724	0	6,708
Wibaux	Wibaux Public Library	28	10	22	60	352	45	314	711
Yellowstone	Laurel Public Library	54	48	50	152	296	336	274	906
	Parmly Billings Library	404	8	131	543	13,757	160	1,570	15,487
Statewide Totals		7,447	894	2,510	10,851	169,993	20,625	254,559	63,941

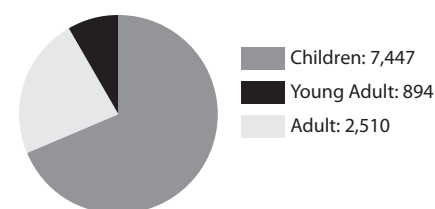
Top 5: Total Programs

Lewis and Clark Library	678
Missoula Public Library	646
Bozeman Public Library	644
Flathead County Library System	573
Parmly Billings Library	543

Top 5: Total Program Attendance

Lewis and Clark Library	31,088
Bozeman Public Library	24,052
Missoula Public Library	18,105
Flathead County Library System	16,444
Parmly Billings Library	15,487

Total Statewide Programs



Interlibrary Loans

county	library	Loaned			Borrowed		
		in state	out of state	total	in state	out of state	total
Beaverhead	Dillon Public Library	530	30	560	196	61	257
Big Horn	Big Horn County Public Library	480	34	514	249	32	281
Blaine	Blaine County Library	351	6	357	72	2	74
	Harlem Public Library	123	2	125	23	2	25
Broadwater	Broadwater School and Community Library	69	15	84	69	28	97
Carbon	Bridger Public Library	0	0	0	36	0	36
	Joliet Public Library	0	0	0	109	16	125
	Red Lodge Carnegie Library	1	0	1	203	23	226
Carter	Ekalaka Public Library	0	0	0	47	2	49
Cascade	Belt Public Library	0	0	0	37	5	42
	Great Falls Public Library	1,106	406	1,512	952	756	1,708
	Wedsworth Memorial Library	34	7	41	16	0	16
Chouteau	Chouteau County Library	87	5	92	33	6	39
Custer	Miles City Public Library	7,256	64	7,320	2,423	63	2,486
Daniels	Daniels County Library	3	0	3	93	63	156
Dawson	Glendive Public Library	5,014	69	5,083	1,219	127	1,346
Deer Lodge	Hearst Free Library	7,215	80	7,295	3,557	95	3,652
Fallon	Fallon County Library	213	90	303	2	444	446
Fergus	Denton Public Library	0	0	0	0	0	0
	Dorothy Asbjornson Community Library	0	0	0	0	0	0
	Lewistown Public Library	372	149	521	328	178	506
	Moore Public Library	0	0	0	8	0	8
Flathead	Flathead County Library System	35,570	419	35,989	55,035	558	55,593
Gallatin	Belgrade Community Library	2,363	23	2,386	1,931	78	2,009
	Bozeman Public Library	2,914	390	3,304	4,027	1,171	5,198
	Manhattan Community School Library	12	0	12	90	0	90
	Three Forks Community Library	1,264	10	1,274	483	8	491
	West Yellowstone Public Library	623	0	623	44	3	47
Garfield	Garfield County Library	2	1	3	21	0	21
Glacier	Glacier County Library	259	27	286	268	76	344
Granite	Drummond School Community Library	2,265	0	2,265	1,653	0	1,653
	Philipsburg Public Library	0	0	0	52	0	52
Hill	Havre-Hill County Library	614	107	721	490	86	576
Jefferson	Boulder Community Library	2,354	58	2,412	2,231	244	2,475
Judith Basin	Judith Basin County Free Library	91	21	112	164	18	182
Lake	Polson City Library	4,294	27	4,321	5,880	72	5,952
	Ronan City Library	173	33	206	116	51	167
	St Ignatius School-Community Library	53	2	55	139	14	153
Lewis and Clark	Lewis and Clark Library	1,126	921	2,047	1,568	1,536	3,104
Liberty	Liberty County Library	218	12	230	85	10	95
Lincoln	Lincoln County Public Libraries	3,938	104	4,042	2,585	653	3,238
Madison	Madison Valley Public Library	322	50	372	428	0	428
	Sheridan Public Library	261	0	261	476	49	525
	Thompson-Hickman County Library	328	7	335	172	9	181
	Twin Bridges Public Library	191	1	192	198	75	273
McCone	George McCone Memorial County Library	35	0	35	81	0	81

Interlibrary Loans

county	library	Loaned			Borrowed		
		in state	out of state	total	in state	out of state	total
Meagher	Meagher County/City Library	303	38	341	785	322	1,107
Mineral	Mineral County Public Library	6,520	1	6,521	1,117	19	1,136
Missoula	Missoula Public Library	48,722	800	49,522	38,036	1,775	39,811
Musselshell	Roundup School-Community Library	93	23	116	461	37	498
Park	Livingston-Park County Public Library	326	193	519	344	481	825
Petroleum	Petroleum County School-Community Library	91	38	129	214	68	282
Phillips	Phillips County Library	58	8	66	103	0	103
Pondera	Conrad Public Library	110	1	111	181	28	209
	Valier Public Library	135	23	158	320	8	328
Powder River	Henry A Malley Memorial Library	74	15	89	128	38	166
Powell	William K. Kohrs Memorial Library	422	270	692	213	118	331
Prairie	Prairie County Library	51	19	70	297	59	356
Ravalli	Bitterroot Public Library	11,724	113	11,837	18,290	1,354	19,644
	Darby Community Public Library	0	0	0	123	27	150
	North Valley Public Library	9,330	95	9,425	7,759	173	7,932
Richland	Sidney-Richland County Library	328	109	437	129	77	206
Roosevelt	Roosevelt County Library	397	11	408	713	384	1,097
Rosebud	Rosebud County Library	819	316	1,135	289	158	447
Sanders	Plains Public Library District	246	36	282	141	30	171
	Preston Town County Library	0	0	0	173	42	215
	Thompson Falls Public Library	299	47	346	468	206	674
Sheridan	Sheridan County Library	252	38	290	658	104	762
Silver Bow	Butte-Silver Bow Public Library	659	69	728	795	464	1,259
Stillwater	Stillwater County Library	51	2	53	483	76	559
Sweet Grass	Carnegie Public Library	120	13	133	116	96	212
Teton	Choteau/Teton Public Library	162	5	167	150	6	156
	Dutton Public Library	3	0	3	82	2	84
	Fairfield/Teton Public Library	0	0	0	175	55	230
Toole	Toole County Library	99	14	113	87	37	124
Valley	Glasgow City-County Library	545	89	634	542	401	943
Wheatland	Harlowton Public Library	0	0	0	0	0	0
Wibaux	Wibaux Public Library	116	15	131	53	4	57
Yellowstone	Laurel Public Library	4	4	8	164	0	164
	Parmly Billings Library	574	13	587	175	142	317
Statewide Totals		164,757	5,588	170,345	161,653	13,405	175,058

Top 5: Interlibrary Loans - In State

Missoula Public Library	48,722
Flathead County Library System	35,570
Bitterroot Public Library	11,724
North Valley Public Library	9,330
Miles City Public Library	7,256

Top 5: Interlibrary Borrows - In State


Flathead County Library System	55,035
Missoula Public Library	38,036
Bitterroot Public Library	18,290
North Valley Public Library	7,759
Polson City Library	5,880

Interlibrary Loans by Service Area Population

county	library	Loaned			Borrowed		
		in state	out of state	total	in state	out of state	total
Over 25,000							
Gallatin	Bozeman Public Library	2,914	390	3,304	4,027	1,171	5,198
Silver Bow	Butte-Silver Bow Public Library	659	69	728	795	464	1,259
Flathead	Flathead County Library System	35,570	419	35,989	55,035	558	55,593
Cascade	Great Falls Public Library	1,106	406	1,512	952	756	1,708
Lewis and Clark	Lewis and Clark Library	1,126	921	2,047	1,568	1,536	3,104
Missoula	Missoula Public Library	48,722	800	49,522	38,036	1,775	39,811
Yellowstone	Parmly Billings Library	574	13	587	175	142	317
		90,671	3,018	93,689	100,588	6,402	106,990
10,000 - 24,999							
Gallatin	Belgrade Community Library	2,363	23	2,386	1,931	78	2,009
Big Horn	Big Horn County Public Library	480	34	514	249	32	281
Ravalli	Bitterroot Public Library	11,724	113	11,837	18,290	1,354	19,644
Jefferson	Boulder Community Library	2,354	58	2,412	2,231	244	2,475
Glacier	Glacier County Library	259	27	286	268	76	344
Hill	Havre-Hill County Library	614	107	721	490	86	576
Fergus	Lewistown Public Library	372	149	521	328	178	506
Lincoln	Lincoln County Public Libraries	3,938	104	4,042	2,585	653	3,238
Park	Livingston-Park County Public Library	326	193	519	344	481	825
Custer	Miles City Public Library	7,256	64	7,320	2,423	63	2,486
Lake	Polson City Library	4,294	27	4,321	5,880	72	5,952
Roosevelt	Roosevelt County Library	397	11	408	713	384	1,097
		34,377	910	35,287	35,732	3,701	39,433
5,000 - 9,999							
Chouteau	Chouteau County Library	87	5	92	33	6	39
Beaverhead	Dillon Public Library	530	30	560	196	61	257
Valley	Glasgow City-County Library	545	89	634	542	401	943
Dawson	Glendive Public Library	5,014	69	5,083	1,219	127	1,346
Deer Lodge	Hearst Free Library	7,215	80	7,295	3,557	95	3,652
Yellowstone	Laurel Public Library	4	4	8	164	0	164
Ravalli	North Valley Public Library	9,330	95	9,425	7,759	173	7,932
Carbon	Red Lodge Carnegie Library	1	0	1	203	23	226
Lake	Ronan City Library	173	33	206	116	51	167
Rosebud	Rosebud County Library	819	316	1,135	289	158	447
Richland	Sidney-Richland County Library	328	109	437	129	77	206
Lake	St Ignatius School-Community Library	53	2	55	139	14	153
Stillwater	Stillwater County Library	51	2	53	483	76	559
Toole	Toole County Library	99	14	113	87	37	124
Powell	William K. Kohrs Memorial Library	422	270	692	213	118	331
		24,671	1,118	25,789	15,129	1,417	16,546
3,500 - 4,999							
Blaine	Blaine County Library	351	6	357	72	2	74
Broadwater	Broadwater School and Community Library	69	15	84	69	28	97
Sweet Grass	Carnegie Public Library	120	13	133	116	96	212
Pondera	Conrad Public Library	110	1	111	181	28	209
Ravalli	Darby Community Public Library	0	0	0	123	27	150
Mineral	Mineral County Public Library	6,520	1	6,521	1,117	19	1,136
Phillips	Phillips County Library	58	8	66	103	0	103
Sanders	Plains Public Library District	246	36	282	141	30	171
Musselshell	Roundup School-Community Library	93	23	116	461	37	498
Sheridan	Sheridan County Library	252	38	290	658	104	762
Sanders	Thompson Falls Public Library	299	47	346	468	206	674
Madison	Thompson-Hickman County Library	328	7	335	172	9	181
Gallatin	Three Forks Community Library	1,264	10	1,274	483	8	491
		9,710	205	9,915	4,164	594	4,758

Interlibrary Loans by Service Area Population

county	library	Loaned			Borrowed		
		in state	out of state	total	in state	out of state	total
2,000 - 3,499							
Carbon	Bridger Public Library	0	0	0	36	0	36
Teton	Choteau/Teton Public Library	162	5	167	150	6	156
Daniels	Daniels County Library	3	0	3	93	63	156
Fallon	Fallon County Library	213	90	303	2	444	446
Blaine	Harlem Public Library	123	2	125	23	2	25
Wheatland	Harlowton Public Library	0	0	0	0	0	0
Carbon	Joliet Public Library	0	0	0	109	16	125
Judith Basin	Judith Basin County Free Library	91	21	112	164	18	182
Liberty	Liberty County Library	218	12	230	85	10	95
Gallatin	Manhattan Community School Library	12	0	12	90	0	90
Gallatin	West Yellowstone Public Library	623	0	623	44	3	47
		1,445	130	1,575	796	562	1,358
1,200 - 1,999							
Cascade	Belt Public Library	0	0	0	37	5	42
Teton	Dutton Public Library	3	0	3	82	2	84
Carter	Ekalaka Public Library	0	0	0	47	2	49
Teton	Fairfield/Teton Public Library	0	0	0	175	55	230
Garfield	Garfield County Library	2	1	3	21	0	21
McCone	George McCone Memorial County Library	35	0	35	81	0	81
Powder River	Henry A Malley Memorial Library	74	15	89	128	38	166
Meagher	Meagher County/City Library	303	38	341	785	322	1,107
Granite	Philipsburg Public Library	0	0	0	52	0	52
Prairie	Prairie County Library	51	19	70	297	59	356
Sanders	Preston Town County Library	0	0	0	173	42	215
Pondera	Valier Public Library	135	23	158	320	8	328
Cascade	Wedsworth Memorial Library	34	7	41	16	0	16
		637	103	740	2,214	533	2,747
1,199 and Under							
Fergus	Denton Public Library	0	0	0	0	0	0
Fergus	Dorothy Asbjornson Community Library	0	0	0	0	0	0
Granite	Drummond School Community Library	2,265	0	2,265	1,653	0	1,653
Madison	Madison Valley Public Library	322	50	372	428	0	428
Fergus	Moore Public Library	0	0	0	8	0	8
Petroleum	Petroleum County School-Community Library	91	38	129	214	68	282
Madison	Sheridan Public Library	261	0	261	476	49	525
Madison	Twin Bridges Public Library	191	1	192	198	75	273
Wibaux	Wibaux Public Library	116	15	131	53	4	57
		3,246	104	3,350	3,030	196	3,226
Statewide Totals		164,757	5,588	170,345	161,653	13,405	175,058



Library Facility Adequacy

county	library	ADA Assessment			For Population Served	
		completed	accessible	needs	adequate	needs
Beaverhead	Dillon Public Library	Yes	Yes			Build a New Library
Big Horn	Big Horn County Public Library	Yes	Yes		Yes	
Blaine	Blaine County Library		Yes		Yes	
	Harlem Public Library	Yes	Yes			
Broadwater	Broadwater School and Community Library		Yes		Yes	
Carbon	Bridger Public Library			Major Remodeling		Major Remodeling
	Joliet Public Library	Yes	Yes		Yes	
	Red Lodge Carnegie Library			Major Remodeling	Yes	
Carter	Ekalaka Public Library			Minor Remodeling	Yes	
Cascade	Belt Public Library		Yes		Yes	
	Great Falls Public Library	Yes	Yes		Yes	
	Wedsworth Memorial Library	Yes	Yes		Yes	
Chouteau	Chouteau County Library					
Custer	Miles City Public Library	Yes	Yes		Yes	
Daniels	Daniels County Library		Yes		Yes	
Dawson	Glendive Public Library	Yes	Yes		Yes	
Deer Lodge	Hearst Free Library		Yes			Major Remodeling
Fallon	Fallon County Library		Yes		Yes	
Fergus	Denton Public Library					
	Dorothy Asbjornson Community Library	Yes	Yes		Yes	
	Lewistown Public Library	Yes	Yes		Yes	
	Moore Public Library		Yes		Yes	
Flathead	Flathead County Library System	Yes	Yes			Build a New Library
Gallatin	Belgrade Community Library	Yes	Yes			
	Bozeman Public Library	Yes	Yes		Yes	
	Manhattan Community School Library		Yes			
	Three Forks Community Library		Yes			
	West Yellowstone Public Library		Yes		Yes	
Garfield	Garfield County Library	Yes	Yes		Yes	
Glacier	Glacier County Library	Yes	Yes		Yes	
Granite	Drummond School Community Library	Yes	Yes		Yes	
	Philipsburg Public Library					
Hill	Havre-Hill County Library					
Jefferson	Boulder Community Library	Yes	Yes			Major Remodeling
Judith Basin	Judith Basin County Free Library			Minor Remodeling		Major Remodeling
Lake	Polson City Library	Yes		Major Remodeling		Major Remodeling
	Ronan City Library	Yes				
	St Ignatius School-Community Library					
Lewis and Clark	Lewis and Clark Library		Yes		Yes	
Liberty	Liberty County Library	Yes	Yes		Yes	
Lincoln	Lincoln County Public Libraries	Yes		Major Remodeling	Yes	
Madison	Madison Valley Public Library	Yes	Yes		Yes	
	Sheridan Public Library	Yes	Yes		Yes	
	Thompson-Hickman County Library	Yes	Yes			Major Remodeling
	Twin Bridges Public Library		Yes		Yes	
McCone	George McCone Memorial County Library	Yes	Yes		Yes	

Library Facility Adequacy

county	library	ADA Assessment			For Population Served	
		completed	accessible	needs	adequate	needs
Meagher	Meagher County/City Library			Build a New Library		Build a New Library
Mineral	Mineral County Public Library		Yes			
Missoula	Missoula Public Library	Yes	Yes			Build a New Library
Musselshell	Roundup School-Community Library		Yes		Yes	
Park	Livingston-Park County Public Library	Yes	Yes		Yes	
Petroleum	Petroleum County School-Community Library		Yes		Yes	
Phillips	Phillips County Library			Major Remodeling	Yes	
Pondera	Conrad Public Library	Yes	Yes			
	Valier Public Library					
Powder River	Henry A Malley Memorial Library		Yes		Yes	
Powell	William K. Kohrs Memorial Library		Yes		Yes	
Prairie	Prairie County Library			Minor Remodeling	Yes	
Ravalli	Bitterroot Public Library	Yes	Yes			Major Remodeling
	Darby Community Public Library	Yes	Yes		Yes	
	North Valley Public Library		Yes			
Richland	Sidney-Richland County Library			Major Remodeling		Build a New Library
Roosevelt	Roosevelt County Library	Yes	Yes			Major Remodeling
Rosebud	Rosebud County Library	Yes		Minor Remodeling	Yes	
Sanders	Plains Public Library District	Yes	Yes			
	Preston Town County Library	Yes	Yes		Yes	
	Thompson Falls Public Library	Yes	Yes		Yes	
Sheridan	Sheridan County Library					
Silver Bow	Butte-Silver Bow Public Library	Yes	Yes		Yes	
Stillwater	Stillwater County Library	Yes	Yes			Build a New Library
Sweet Grass	Carnegie Public Library	Yes	Yes		Yes	
Teton	Choteau/Teton Public Library	Yes	Yes		Yes	
	Dutton Public Library	Yes	Yes		Yes	
	Fairfield/Teton Public Library		Yes		Yes	
Toole	Toole County Library			Minor Remodeling		Major Remodeling
Valley	Glasgow City-County Library			Major Remodeling		Major Remodeling
Wheatland	Harlowton Public Library				Yes	
Wibaux	Wibaux Public Library	Yes	Yes		Yes	
Yellowstone	Laurel Public Library		Yes			Major Remodeling
	Parmly Billings Library	Yes	Yes			

Count of Libraries ADA Accessible Needs Status

ADA Accessible	67
Major Remodeling	7
Minor Remodeling	5
Others	1

Count of Adequacy for Population Served

ADA Accessible	63
Major Remodeling	11
Build a New Library	6

Automation

county	library	# of comps	online full text dbase	Internet Terminals			kind of internet access	public access catalog	library system vendor/product
				staff	public	LAN			
Beaverhead	Dillon Public Library	7	7	3	8	Yes	512K Frame Relay	Yes	SirsiDynix Corporation
Big Horn	Big Horn County Public Library	26	30	6	26	Yes	T1	Yes	SirsiDynix Corporation
Blaine	Blaine County Library	6	6	2	6	Yes	256K DSL Modem	Yes	SirsiDynix Corporation
	Harlem Public Library	2	2	2	2	Yes	256K DSL Modem	Yes	SirsiDynix Corporation
Broadwater	Broadwater School and Community Library	12	10	14	10	Yes	T1		Sagebrush Corporation
Carbon	Bridger Public Library	2	2	1	2	Yes	Cable Modem		
	Joliet Public Library	3	3	1	3	Yes	Satellite		Follett Software Company
	Red Lodge Carnegie Library	5	5	2	5		Cable Modem		Sagebrush Corporation
Carter	Ekalaka Public Library	3	0	1	3		256K DSL Modem		Follett Software Company
Cascade	Belt Public Library	5	5	1	5	Yes	1MB+ DSL Modem		Follett Software Company
	Great Falls Public Library	34	22	25	22	Yes	1MB+ DSL Modem	Yes	SirsiDynix Corporation
	Wedsworth Memorial Library	5	6	1	5	Yes	satellite	Yes	Follett, Inc.
Chouteau	Chouteau County Library	12	11	4	12		1MB DSL Modem		Follett Software Company
Custer	Miles City Public Library	9	0	7	9	Yes	Cable Modem	Yes	SirsiDynix Corporation
Daniels	Daniels County Library	3	3	1	3	Yes	256K DSL Modem	Yes	Sagebrush Corporation
Dawson	Glendive Public Library	13	11	6	11	Yes	Cable Modem	Yes	SirsiDynix Corporation
Deer Lodge	Hearst Free Library	12	12	5	12	Yes	MicroWave	Yes	SirsiDynix Corporation
Fallon	Fallon County Library	8	5	5	5	Yes	512K DSL Modem	Yes	Follett Software Company
Fergus	Denton Public Library	1	1	1	1	Yes	1MB DSL Modem		Follett Software Company
	Dorothy Asbjornson Community Library	2	2	1	2		1MB+ DSL Modem		
	Lewistown Public Library	13	13	8	13	Yes	Wireless	Yes	SirsiDynix Corporation
	Moore Public Library	1	1	1	1		256K DSL Modem		
Flathead	Flathead County Library System	69	69	36	69	Yes	T1	Yes	SirsiDynix Corporation
Gallatin	Belgrade Community Library	13	11	8	13	Yes	Other Modem	Yes	SirsiDynix Corporation
	Bozeman Public Library	41	41	30	41		Cable/Modem	Yes	SirsiDynix Corporation
	Manhattan Community School Library	11	14	3	11		T3		Follett Software Company
	Three Forks Community Library	5	5	2	7	Yes	Satellite	Yes	SirsiDynix Corporation
	West Yellowstone Public Library	6	6	4	6	Yes	256K DSL Modem	Yes	SirsiDynix Corporation
Garfield	Garfield County Library	3	3	1	3	Yes	1MB+ DSL Modem		Sagebrush Corporation

county	library	# of comps	online full text dbase	staff	public	LAN	kind of internet access	public access catalog	library system vendor/product
Glacier	Glacier County Library	10	10	6	9	Yes	1MB DSL Modem	Yes	Follett Software Company
Granite	Drummond School Community Library	11	11	3	11		T1	Yes	SirsiDynix Corporation
	Philipsburg Public Library	3	0	1	3	Yes	256K DSL Modem		
Hill	Havre-Hill County Library	15	21	6	15	Yes	256K DSL Modem	Yes	SirsiDynix Corporation
Jefferson	Boulder Community Library	23	27	6	22	Yes	T1	Yes	SirsiDynix Corporation
Judith Basin	Judith Basin County Free Library	5	5	2	5	Yes	512K DSL Modem		
Lake	Polson City Library	12	10	8	10	Yes	Other Type	Yes	SirsiDynix Corporation
	Ronan City Library	8	8	3	8	Yes	1MB+ DSL Modem		Follett Software Company
	St Ignatius School-Community Library	51	0	51	51		No Connection	Yes	SirsiDynix Corporation
Lewis and Clark	Lewis and Clark Library	47	33	37	34	Yes	1MB+ DSL Modem	Yes	Infor
Liberty	Liberty County Library	11	11	3	11	Yes	512K DSL Modem	Yes	SirsiDynix Corporation
Lincoln	Lincoln County Public Libraries	16	16	12	16	Yes	1MB+ DSL Modem	Yes	SirsiDynix Corporation
Madison	Madison Valley Public Library	7	7	4	7	Yes	1MB+ DSL Modem	Yes	SirsiDynix Corporation
	Sheridan Public Library	5	5	2	5	Yes	1MB DSL Modem	Yes	SirsiDynix Corporation
	Thompson-Hickman County Library	5	7	2	5		1MB DSL Modem	Yes	SirsiDynix Corporation
	Twin Bridges Public Library	7	8	2	7	Yes	256K DSL Modem	Yes	SirsiDynix Corporation
McCone	George McCone Memorial County Library	2	3	2	2	Yes	256K DSL Modem		
Meagher	Meagher County/City Library	10	10	2	10	Yes	1MB DSL Modem	Yes	SirsiDynix Corporation
Mineral	Mineral County Public Library	25	25	4	24		1MB DSL Modem	Yes	SirsiDynix Corporation
Missoula	Missoula Public Library	66	46	0	47		T1	Yes	SirsiDynix Corporation
Musselshell	Roundup School-Community Library	23	23	3	23	Yes	1MB DSL Modem	Yes	SirsiDynix Corporation
Park	Livingston-Park County Public Library	22	15	8	15	Yes	1MB DSL Modem	Yes	
Petroleum	Petroleum County School-Community Library	4	4	3	4	Yes	1MB+ DSL Modem	Yes	Follett Software Company
Phillips	Phillips County Library	4	3	4	3		256K Frame Relay	Yes	Follett Software Company
Pondera	Conrad Public Library	10	5	4	10	Yes	256K Frame Relay	Yes	Follett Software Company
	Valier Public Library	5	5	2	5	Yes	1MB DSL Modem		Follett Software Company
Powder River	Henry A Malley Memorial Library	4	0	4	4		256K DSL Modem		
Powell	William K. Kohrs Memorial Library	10	6	3	6		1MB+ DSL Modem		Follett Software Company

Automation

county	library	# of comps	online full text dbase	staff	public	LAN	kind of internet access	public access catalog	library system vendor/product
Prairie	Prairie County Library	8	8	2	6	Yes	1MB DSL Modem		
Ravalli	Bitterroot Public Library	14	14	11	14	Yes	512K DSL Modem	Yes	SirsiDynix Corporation
	Darby Community Public Library	5	4	3	5	Yes	Other Type	Yes	
	North Valley Public Library	11	8	5	8	Yes	512K DSL Modem	Yes	SirsiDynix Corporation
Richland	Sidney-Richland County Library	13	12	5	11	Yes	Cable Modem	Yes	Follett Software Company
Roosevelt	Roosevelt County Library	16	14	12	14	Yes	1MB+ DSL Modem	Yes	SirsiDynix Corporation
Rosebud	Rosebud County Library	18	16	7	17	Yes	MicroWave	Yes	SirsiDynix Corporation
Sanders	Plains Public Library District	7	6	2	7	Yes	1MB+ DSL Modem	Yes	SirsiDynix Corporation
	Preston Town County Library	4	0	2	4	Yes	512K Frame Relay		Sagebrush Corporation
	Thompson Falls Public Library	8	7	3	7	Yes	1MB+ DSL Modem	Yes	SirsiDynix Corporation
Sheridan	Sheridan County Library	5	3	9	3	Yes	T1	Yes	Sagebrush Corporation
Silver Bow	Butte-Silver Bow Public Library	15	15	13	15	Yes	DSL	Yes	Koha
Stillwater	Stillwater County Library	6	5	3	5	Yes	1MB+ DSL Modem		Follett Software Company
Sweet Grass	Carnegie Public Library	7	7	3	7	Yes	1MB DSL Modem	Yes	SirsiDynix Corporation
Teton	Choteau/Teton Public Library	13	9	2	9	Yes	T1	Yes	Sagebrush Corporation
	Dutton Public Library	6	5	1	5		Cable Modem		
	Fairfield/Teton Public Library	9	9	2	9		T1	Yes	Sagebrush Corporation
Toole	Toole County Library	8	7	2	7	Yes	256K DSL Modem	Yes	Follett Software Company
Valley	Glasgow City-County Library	4	4	6	4	Yes	512K DSL Modem		Follett Software Company
Wheatland	Harlowton Public Library	17	20	3	17	Yes	T3	Yes	Internet for Free
Wibaux	Wibaux Public Library	6	6	3	6	Yes	256K DSL Modem	Yes	Follett Software Company
Yellowstone	Laurel Public Library	11	8	5	8	Yes	Cable Modem	Yes	SirsiDynix Corporation
	Parmly Billings Library	38	29	34	20	Yes	T1	Yes	SirsiDynix Corporation
Statewide Totals		1,002	846	507	896				

Count of Library System Vendor Products

Follett Software Company	19	23.75%
Sagebrush Corporation	8	10.00%
None	11	13.75%
Others	42	52.50%

Count of Library Kinds of Internet Access

1MB DSL Modem	12	15.00%
1MB+ DSL Modem	14	17.50%
256K DSL Modem	13	16.25%
256K Frame Relay	2	2.50%
512K DSL Modem	6	7.50%
Cable Modem	7	8.75%
MicroWave	2	2.50%
T1	10	12.50%
Others	14	17.50%

Definitions, Abbreviations, and Acronyms

comps	Computers
dbase	Database(s)
FTE	Full Time Employee
MLS	Master of Library Science
NA	Not Available
per cap circ	Per Capita Circulation
SFY	State Fiscal Year July through June
Sq	Square
svc area pop	Service Area Population
w/	With

Contact Information

Montana State Library
1515 East Sixth Avenue
PO Box 201800
Helena, MT 59620-1800

Tracy Cook
Statewide Consulting Librarian
Toll Free in Montana: (866) 843-6524
tcook@mtlib.org

Maggie Meredith
Statewide Consulting Librarian
Toll Free in Montana: (866) 327-7146
mmeredith@mt.gov

Suzanne Reymer
Statewide Consulting Librarian
Toll Free in Montana: (888) 826-0837
sreymer@mtlib.org

Bob Cooper
Director of Statewide Library Resources
Toll Free in Montana: (800) 338-5087
(406) 444-5431
bocooper@mt.gov

Stacy Bruhn
Statewide Data Coordinator
Toll Free in Montana: (800) 338-5087
(406) 444-5206
abruhn@mt.gov

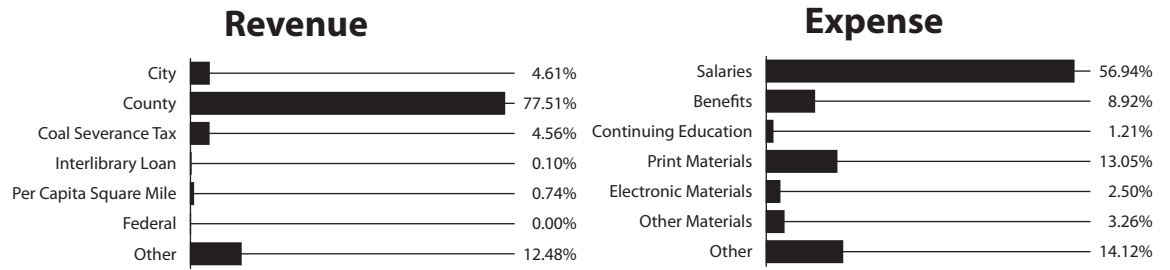


Appendix A - Revenue and Expense Charts

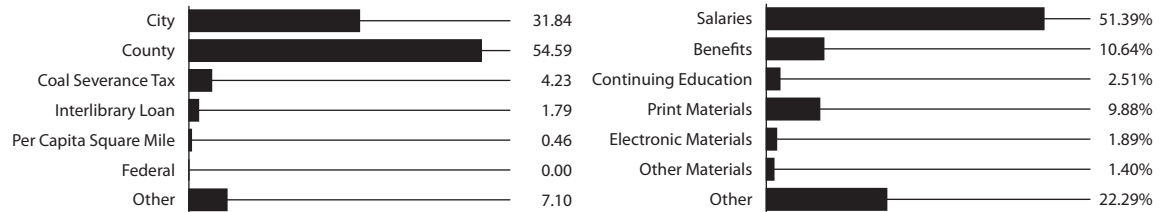
The charts below show Average Revenue and Expenses by Service Area Population. This information is intended as a tool to assist in the interpretation of the Public Library Statistics. For more information on possible ways to interpret these charts, please contact the Montana State Library.

Service Area Population

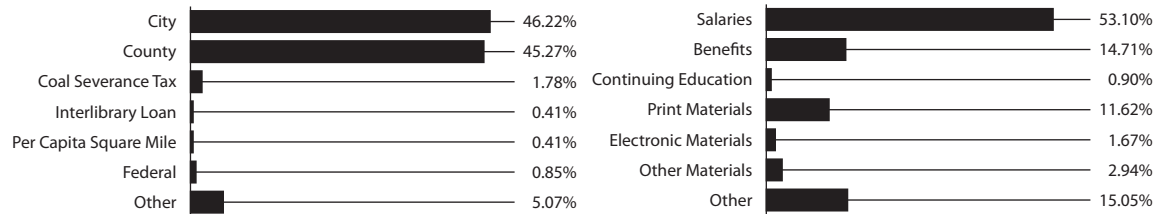
1,199 and Under




1,200 - 1,999




2,000 - 3,499




3,500 - 4,999



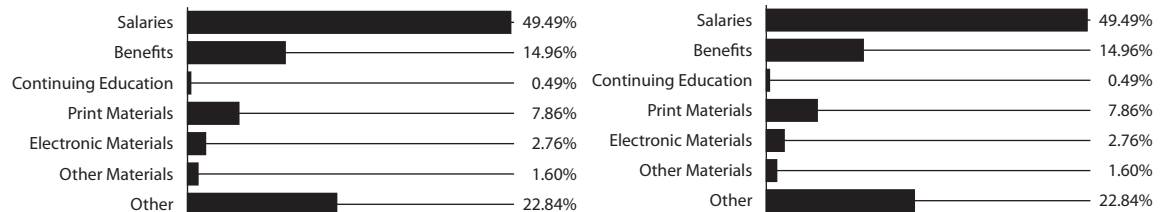
5,000 - 9,999




10,000 - 24,999



Over 25,000



**Visit our online Public Library Statistics section at
http://www.msl.mt.gov/For_Librarians/For_Public_Librarians/Statistics/**



This publication is available in alternative formats upon request. No copies of the Public Library Statistics were published at state expense. Publication and distribution expense information are on file with the Montana Department of Administration.