

2008

Public Library

Annual Report of Statistics

July 2007 - June 2008



MONTANA
**State
Library**

**Montana
Public Library
Annual Report of Statistics**

July 2007 - June 2008

ISSN: 1066-4904

Published by:



1515 East Sixth Avenue -- PO Box 201800

Helena, Montana 59620-1800

406-444-3115 -- Fax: 406-444-0266

<http://msl.mt.gov>

msl@mt.gov

*This publication is available in PDF at
http://msl.mt.gov/For_Librarians/For_Public_Librarians/Statistics/default.asp*

Table of Contents

	<i>page</i>
Letter from the State Librarian	1
Montana Public Libraries	2
Statewide Library Performance Indicators	3
Visits Per Capita	4
Circulation Per Capita	5
Collection Turnover Rate	6
Income Per Capita	7
General and Service Area Population Tables	8
General Information	8
Staff Information	10
Salaries	12
Statewide Mean for Yearly Salaries	15
Library Income	16
Library Income by Service Area Population	20
Library Expenditures	24
Library Expenditures by Service Area Population	28
Collection	32
Collection by Service Area Population	36
Service Hours	40
Service Hours by Service Area Population	42
Circulation	44
Circulation by Service Area Population	46
Programs	48
Interlibrary Loans	50
Interlibrary Loans by Service Area Population	52
Library Facility Adequacy	54
Automation	56
Definitions, Abbreviations, and Acronyms	59
Contact Information	59
Appendix A - Revenue and Expense Charts	60

Letter from the State Librarian

This report contains statistical information for all 80 legally established public libraries in Montana. All statistics are for the reporting period July 2007 through June 2008 and with few exceptions (i.e. service area population which is pulled from census statistics) are submitted by the libraries themselves. The State Library cooperates with the Federal-State Cooperative System (FSCS) program, which develops and compiles national public library statistics for the United States. MSL provides Montana information to the FSCS so that policy-makers, funders, trustees, and librarians can identify trends in the country's libraries services.



I hope that Montana public librarians, trustees, and friends find this report of use to improve the quality and effectiveness of public library service. This information can be useful both in evaluating past efforts and in many planning activities. One way to evaluate your library's performance is to compare measures from year to year. Another way to evaluate is to compare your library's performance with other similar libraries.

The context of the statistics is important for both types of use. If your library's circulation has decreased significantly from year to year, you might easily find the answer if you have experienced budget reductions. However, you may not find an easy answer and you must investigate these changes to remedy problems or continue beneficial activities. Such analysis should use statistics from as many years as possible to spot long-term trends.

If you use the measures to compare your library to other libraries, you should use similar libraries so that the comparisons are meaningful. This report is designed to help you do so by dividing libraries into groups that serve similar populations. However, even within these population groups, wide variations exist between individual libraries. Before using the statistics to make comparisons, check that similarities exist in other factors, such as income, hours open, collections, or mission, goals, and objectives.

The information in the report is presented in two main sections -- performance measures; and general tables. In the first section, MSL chose six measures to highlight. This section provides summaries, general descriptions, and identifies factors that may affect these measures.

The information in the second section, general tables, is presented in two ways. The first is by county name and then by city. The same information is provided by grouping libraries by population, allowing for easy comparisons of similar libraries. New this year, you will find some summary charts, top 5 lists, and pie graphs throughout this publication.

We wish you well in your efforts to continually improve library services in Montana. If we can provide assistance, please do not hesitate to contact us.

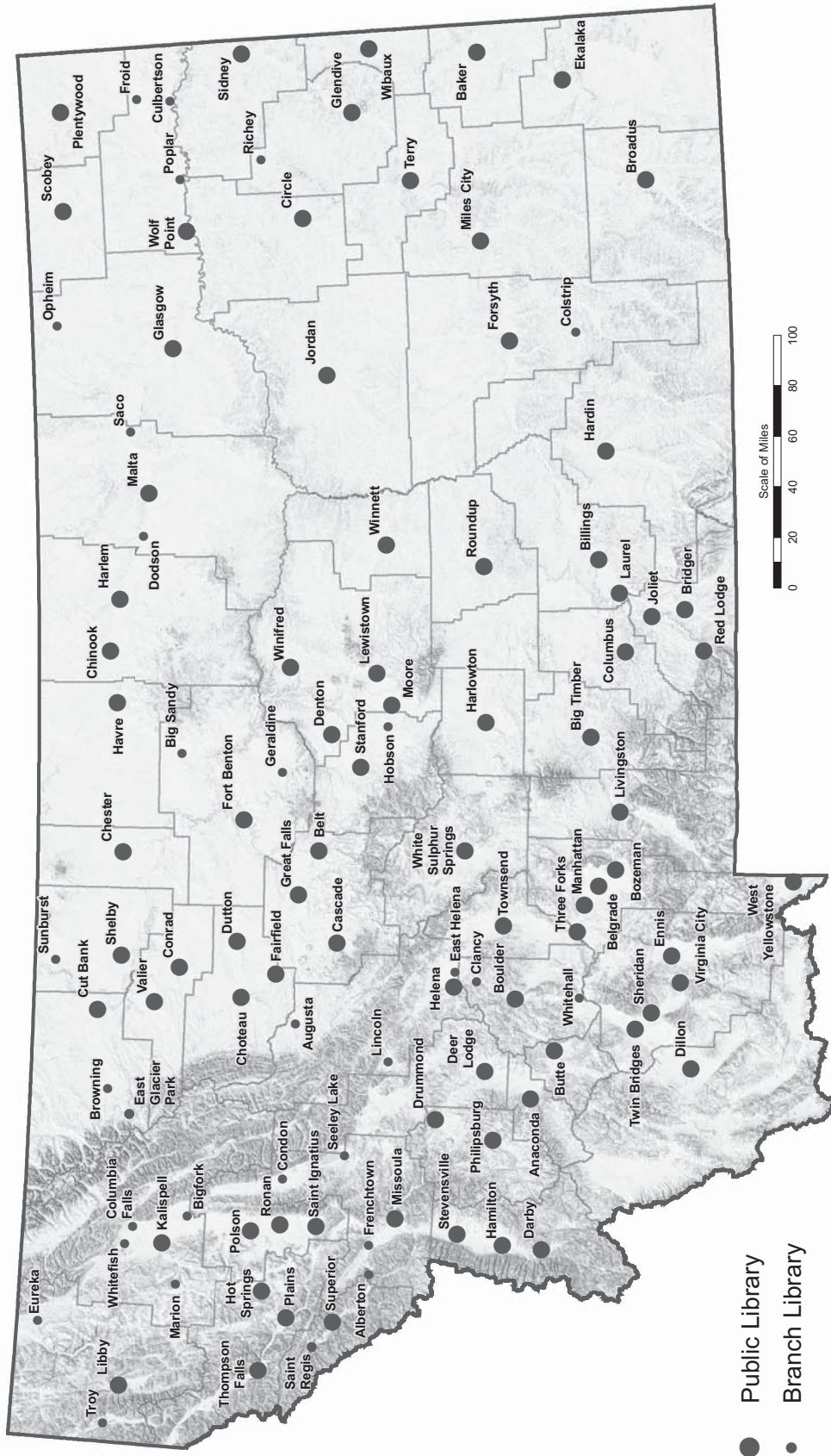
Sincerely,

A handwritten signature in cursive script that reads "Darlene Staffeldt". The signature is written in black ink and is positioned above the printed name.

Darlene Staffeldt
Montana State Librarian

Montana Public Libraries

Montana Public Libraries



Map# 09GOV0005 3/2/2009

- Public Library
- Branch Library

Statewide Library Performance Indicators

Core Performance Measures

Because of their potential applications to library services planning and because of their usefulness as general indicators of library service on a statewide basis, six measures have been designated as core performance measures:

- Visits per capita
- Expenditures per capita
- Holdings per capita
- Turnover rate
- Circulation per capita
- Income per capita

General and Service Area Population Tables

The following pages provide summary data for these performance measures on a statewide basis. The population of the library service area is also provided. For each measure, the text gives a general description and identifies some of the factors affecting the measure.

In this publication, the general tables are categorized by the county in which the public library resides and report basic library information on a library-by-library basis.

Interpreting Measures

Although community and individual library circumstances vary, the core measures and general tables can assist Montana's public librarians and trustees as they evaluate library activities and plan improvements in library services. We offer the following suggestions:

Analyze the library's statistics in terms of library mission, goals, and objectives. Libraries, even in communities of similar size, have varying funding patterns and community expectations for service. A reference and resource library will show a different pattern of statistics than a popular materials library.

- Realize that online databases and the Internet have changed library use patterns. Although statewide and national data have not yet been collected on this service, individual libraries should be tracking this use.
- Remember that performance measure scores are not absolutes. Performance measures are not necessarily precise. Most measures are calculated in percentages and ratios. Do not be too concerned about "decimal points."
- Use performance measures in context. There are not "right" or "wrong" scores for performance measures. One performance measure alone cannot tell a complete story. Performance measure scores should be interpreted in context with each other and with the library's overall service program and budget.
- Exercise patience in working toward improving performance measure scores. Changing a library's score on a performance measure is usually not accomplished overnight. Such a change usually requires work over an extended period. Improving a library's score on selected performance measures has to be a cooperative effort among the library director, library trustees, and the local community.

Statewide Library Performance Indicators	page
Visits Per Capita	4
Circulation Per Capita	5
Collection Turnover Rate	6
Income Per Capita	7



Statewide Library Performance Indicators

Visits Per Capita

Visits Per Capita relates the number of people visiting the library to the population served. It can be thought of as representing the average number of times during a year that a member of the community uses the library. Visits Per Capita is calculated by dividing the library total attendance by the service area population.

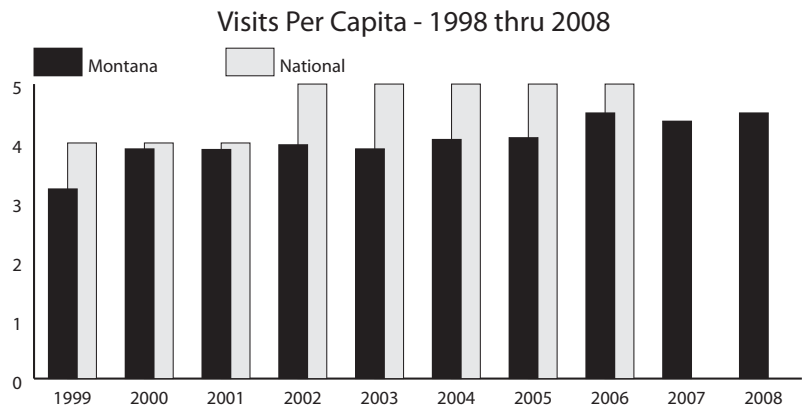
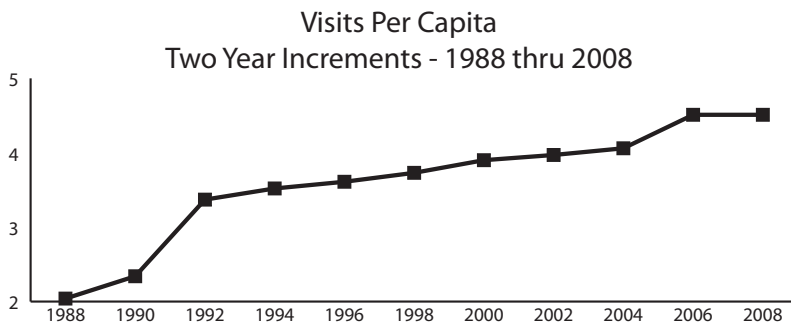
Factors that Influence the Measure

- Fluctuation in the size of the service area population
- Library hours of service
- Physical arrangement and convenience of library facilities
- Public access computing
- Library-provided Wireless Internet Access
- Remote access options to catalogs, services, and databases
- Community awareness of library service
- Special programs--prizes, reading programs, etc.
- Library circulation or acquisitions policies, loan period, fines
- Age, condition, and size of the library's collection

Interpretation and Use

Visits Per Capita is one measure of the community's use of the library, whether for materials, programs, or meetings. A high score on the measure indicates heavy use of the facility. A low score may indicate several things. For example:

- The hours the library is open does not fit the needs of the community;
- The library's collection and/or programming does not meet the community's interests or needs;
- Residents may be unaware of what the library has to offer;
- The facility may be uninviting.
- Patrons may be utilizing the library's online options as opposed to physically attending the facility.



Statewide Library Performance Indicators

Circulation Per Capita

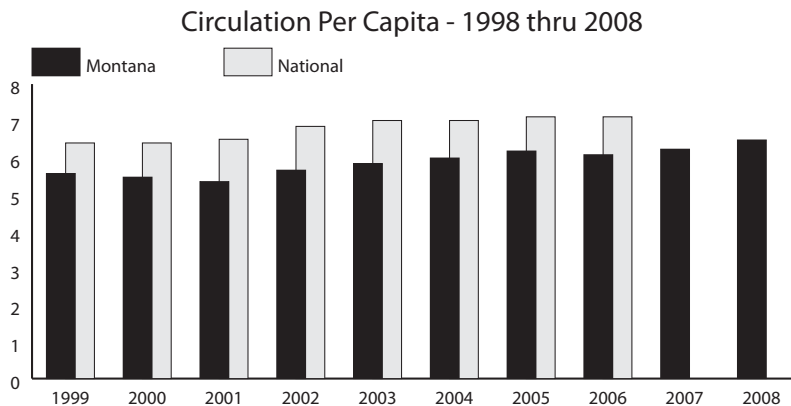
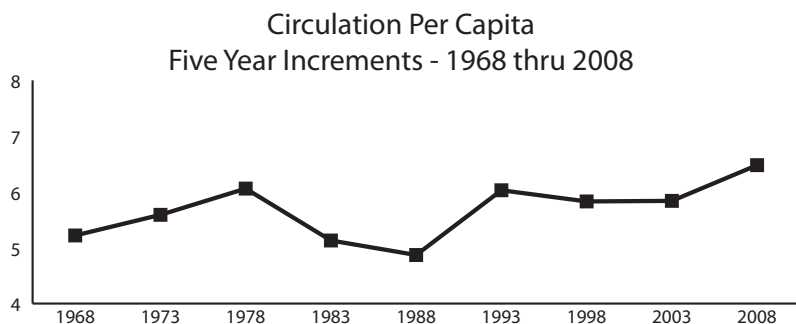
Circulation Per Capita relates the number of items a library circulates to the population served. It can be thought of as representing the average number of items checked out in a year by a member of the community. Circulation Per Capita is calculated by dividing the library's total annual circulation by the service area population.

Factors that Influence the Measure

- Fluctuation in the size of the service area population
- Increase or decrease in the number of items circulated annually
- Library circulation or acquisitions policies, loan period, fines
- Special programs--prizes, reading programs, etc.
- Community awareness of library service
- Library hours of service
- Number of library users
- Age, condition, and size of the library's collection
- Physical arrangement and convenience of library facilities

Interpretation and Use

- The library's collection may not meet community needs or interests;
- Community residents may be unaware of the library's resources;
- The library may have an extensive collection of non-circulating materials.



Statewide Library Performance Indicators

Collection Turnover Rate

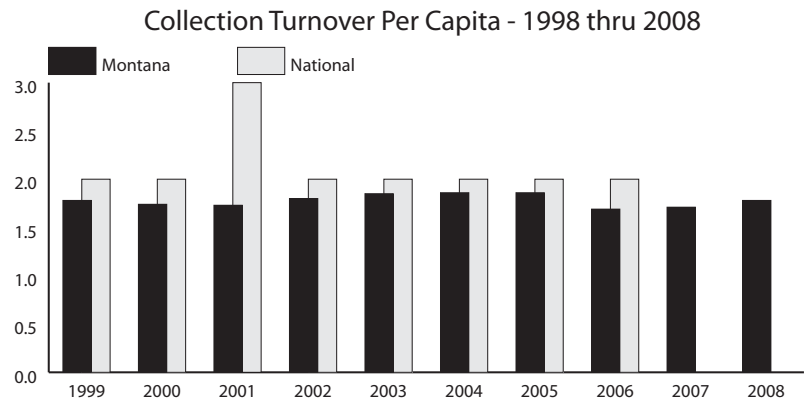
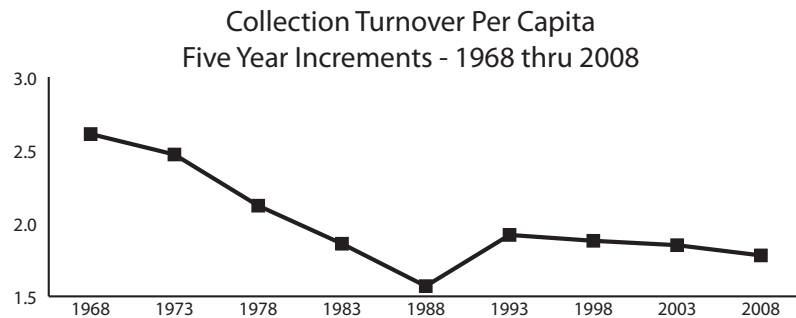
Turnover Rate measures the activity of a library's collection, indicating the number of times each unit of library material would have circulated during the year if circulation had been spread evenly throughout the collection. It is calculated by dividing the library's total annual circulation by total library holdings.

Factors that Influence the Measure

- Increase or decrease in the annual circulation
- Circulation policies--loan period, fines
- Library acquisitions and collection development policies
- Special programs--prizes, reading program, etc.
- Community awareness of library service
- Library hours of service
- Number of library users
- Age, condition, and size of the library's collection
- Physical arrangement and convenience of library facilities

Interpretation and Use

This measure related strongly to the goals each library has set for meeting the service needs of its community. A library which emphasizes the circulation of popular reading materials will have a higher Turnover Rate than a library which emphasizes subject depth in its collection and has an extensive reference collection.



Statewide Library Performance Indicators

Income Per Capita

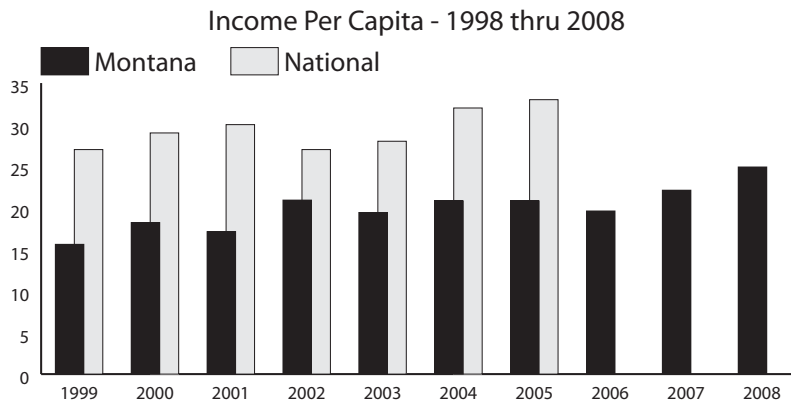
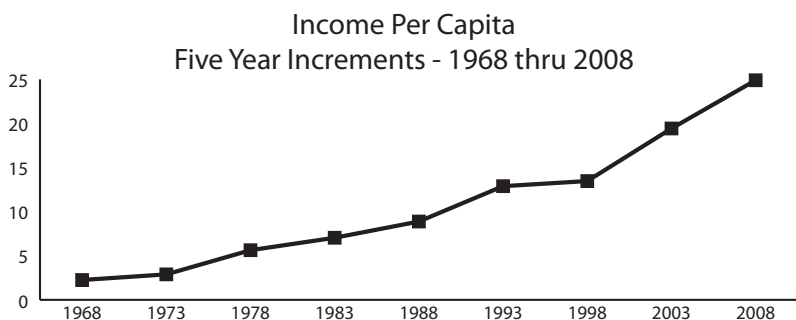
Income Per Capita relates library income to the population of the service area served. It is obtained by dividing the library's total income by the service area population. Figures shown here are based on each library's total income, which includes city, district, county, state, federal, and other income.

Factors that Influence the Measure

- Overall local economic conditions
- Changing tax base
- Demands on local government for all public services in general and library service specifically
- Community perception of the importance and value of library service
- Political climate
- Changes in the availability of state and federal grants

Interpretation and Use

Knowing the extent to which a city, district or county government is providing the financial support possible for its library is valuable information for public librarians and their boards.



General Information

county	library	registered borrowers	percent registered	branches	bookmobiles
		3,139	34.11	0	0
Big Horn	Big Horn County Public Library	4,675	36.89	0	0
Blaine	Blaine County Library	1,557	36.22	0	0
	Harlem Public Library	845	31.18	0	0
Broadwater	Broadwater School and Community Library	2,798	63.81	0	0
Carbon	Bridger Public Library	1,008	44.62	0	0
	Joliet Public Library	622	28.14	0	0
	Red Lodge Carnegie Library	3,848	75.70	0	0
Carter	Ekalaka Public Library	399	29.34	0	0
Cascade	Belt Public Library	759	49.87	0	0
	Great Falls Public Library	34,513	44.75	0	1
	Wedsworth Memorial Library	636	37.24	0	0
Chouteau	Chouteau County Library	4,600	77.05	2	0
Custer	Miles City Public Library	4,675	39.97	0	0
Daniels	Daniels County Library	1,605	79.57	0	0
Dawson	Glendive Public Library	5,235	57.79	1	0
Deer Lodge	Hearst Free Library	3,808	40.44	0	0
Fallon	Fallon County Library	1,403	49.45	0	0
Fergus	Denton Public Library	209	69.44	0	0
	Dorothy Asbjornson Community Library	149	95.51	0	0
	Lewistown Public Library	4,708	41.85	0	0
	Moore Public Library	81	43.55	0	0
Flathead	Flathead County Library	42,564	57.16	4	0
Gallatin	Belgrade Community Library	8,397	81.75	0	0
	Bozeman Public Library	27,711	57.97	0	0
	Manhattan Community Library	1,281	39.86	0	0
	Three Forks Community Library	1,340	37.79	0	0
	West Yellowstone Public Library	2,339	78.10	0	0
Garfield	Garfield County Library	723	56.53	0	0
Glacier	Glacier County Library	5,951	44.92	2	0
Granite	Drummond School Community Library	529	47.36	0	0
	Philipsburg Public Library	450	26.27	0	0
Hill	Havre-Hill County Library	10,138	60.80	0	0
Jefferson	Boulder Community Library	4,375	43.54	2	0
Judith Basin	Judith Basin County Free Library	867	37.23	1	0
Lake	Polson City Library	7,000	59.38	0	0
	Ronan City Library	5,113	58.33	0	0
	St Ignatius School-Community Library	901	15.14	0	0
Lewis and Clark	Lewis and Clark Library	27,048	48.55	3	0
Liberty	Liberty County Library	1,921	89.02	0	0
Lincoln	Lincoln County Public Libraries	7,492	39.77	2	0
Madison	Madison Valley Public Library	1,526	135.16	0	0
	Sheridan Public Library	673	70.99	0	0
	Thompson-Hickman County Library	2,346	57.44	0	0
	Twin Bridges Public Library	860	124.82	0	0
McCone	George McCone Memorial County Library	720	36.42	0	0

General Information

county	library	registered borrowers	percent registered	branches	bookmobiles
Meagher	Meagher County/City Library	863	44.67	0	0
Mineral	Mineral County Public Library	2,322	59.78	2	0
Missoula	Missoula Public Library	58,992	61.58	3	0
Musselshell	Roundup School-Community Library	1,645	36.58	0	0
Park	Livingston-Park County Public Library	14,027	89.38	0	0
Petroleum	Petroleum County School-Community Library	480	97.36	0	0
Phillips	Phillips County Library	1,827	39.71	2	0
Pondera	Conrad Public Library	4,060	90.26	0	0
	Valier Public Library	664	34.48	0	0
Powder River	Henry A Malley Memorial Library	1,175	63.24	0	0
Powell	William K. Kohrs Memorial Library	2,725	37.95	0	0
Prairie	Prairie County Library	777	64.80	0	0
Ravalli	Bitterroot Public Library	11,526	48.34	0	0
	Darby Community Public Library	0	0.00	0	0
	North Valley Public Library	1,868	22.45	0	0
Richland	Sidney-Richland County Library	4,563	47.20	0	0
Roosevelt	Roosevelt County Library	3,696	34.80	3	0
Rosebud	Rosebud County Library	3,981	42.43	1	0
Sanders	Plains Public Library District	2,619	68.78	0	0
	Preston Town County Library	938	55.47	0	0
	Thompson Falls Public Library	2,894	61.21	0	0
Sheridan	Sheridan County Library	2,293	55.86	0	0
Silver Bow	Butte-Silver Bow Public Library	15,078	43.57	0	0
Stillwater	Stillwater County Library	4,667	56.95	0	0
Sweet Grass	Carnegie Public Library	1,851	51.29	0	0
Teton	Choteau/Teton Public Library	2,127	61.76	0	0
	Dutton Public Library	322	22.98	0	0
	Fairfield Public Library	654	40.90	0	0
Toole	Toole County Library	2,505	47.56	1	0
Valley	Glasgow City-County Library	4,561	59.43	1	0
Wheatland	Harlowton Public Library	1,222	53.86	0	0
Wibaux	Wibaux Public Library	611	57.21	0	0
Yellowstone	Laurel Public Library	2,423	38.74	0	0
	Parmly Billings Library	43,790	35.57	0	1
Statewide Totals		442,286	35.57%	30	2

"-" = Data not available because the library has not purged its files in the last three years.

Percent Registered may be greater than 100% because some libraries allow people not in their service area to register.

Top 5 Percent of Registered Borrowers

Madison Valley Public Library	135.16
Twin Bridges Public Library	124.82
Petroleum County School-Community Library	97.36
Dorothy Asbjornson Community Library	95.51
Conrad Public Library	90.26

Percent of Registered Borrowers by Population Group

Over 25,000	49.88
10,000 - 24,999	48.71
5,000 - 9,999	47.42
3,500 - 4,999	50.67
2,000 - 3,499	53.89
1,200 - 1,999	41.48
1,199 and Under	82.38

Staff Information

county	library	director has MLS	total FTE w/MLS	director FTE	librarian FTE	other staff	total staff	svc area pop
			0.00	1.00	1.40	1.15	2.55	9,202
Big Horn	Big Horn County Public Library	Yes	1.00	1.00	4.00	1.80	5.80	12,671
Blaine	Blaine County Library		0.00	0.78	1.55	0.10	1.65	4,299
	Harlem Public Library		0.00	0.63	1.13	0.00	1.13	2,710
Broadwater	Broadwater School and Community Library		0.00	1.00	1.00	1.93	2.93	4,385
Carbon	Bridger Public Library		0.00	0.53	0.53	0.33	0.85	2,259
	Joliet Public Library		0.00	0.40	0.50	0.00	0.50	2,210
	Red Lodge Carnegie Library	Yes	1.00	1.00	1.00	0.48	1.48	5,083
Carter	Ekalaka Public Library		0.00	0.63	0.63	0.00	0.63	1,360
Cascade	Belt Public Library		0.00	0.55	0.60	0.00	0.60	1,522
	Great Falls Public Library	Yes	5.00	1.00	6.00	12.88	18.88	77,128
	Wedsworth Memorial Library		0.00	0.58	0.58	0.00	0.58	1,708
Chouteau	Chouteau County Library		0.00	1.00	4.08	0.60	4.68	5,970
Custer	Miles City Public Library		0.00	1.00	3.00	2.00	5.00	11,696
Daniels	Daniels County Library		0.00	1.00	1.88	0.00	1.88	2,017
Dawson	Glendive Public Library		0.00	1.00	1.30	2.50	3.80	9,059
Deer Lodge	Hearst Free Library	Yes	1.00	1.00	2.63	1.60	4.23	9,417
Fallon	Fallon County Library		0.00	1.00	1.00	2.25	3.25	2,837
Fergus	Denton Public Library		0.00	1.00	1.00	0.00	1.00	301
	Dorothy Asbjornson Community Library		0.00	0.30	0.38	0.05	0.43	156
	Lewistown Public Library	Yes	1.00	1.00	4.00	1.00	5.00	11,250
	Moore Public Library		0.00	0.38	0.40	0.00	0.40	186
Flathead	Flathead County Library	Yes	3.50	1.00	8.35	18.15	26.50	74,471
Gallatin	Belgrade Community Library		0.00	1.00	1.00	3.30	4.30	10,272
	Bozeman Public Library	Yes	8.80	1.00	10.68	10.63	21.30	47,805
	Manhattan Community Library		0.00	1.00	1.00	1.43	2.43	3,214
	Three Forks Community Library		0.00	1.00	1.00	0.28	1.28	3,546
	West Yellowstone Public Library		0.00	1.00	2.00	0.25	2.25	2,995
Garfield	Garfield County Library		0.00	0.50	0.70	0.00	0.70	1,279
Glacier	Glacier County Library	Yes	0.93	0.93	2.60	1.13	3.73	13,247
Granite	Drummond School Community Library		0.00	0.38	0.38	0.00	0.38	1,117
	Philipsburg Public Library		0.00	0.38	0.40	0.00	0.40	1,713
Hill	Havre-Hill County Library		0.00	1.00	4.25	0.40	4.65	16,673
Jefferson	Boulder Community Library	Yes	1.00	1.00	2.00	2.50	4.50	10,049
Judith Basin	Judith Basin County Free Library		0.00	1.00	2.00	0.00	2.00	2,329
Lake	Polson City Library		0.00	1.00	3.00	2.05	5.05	11,789
	Ronan City Library		0.00	0.88	1.35	0.70	2.05	8,765
	St Ignatius School-Community Library		0.00	0.93	1.43	0.85	2.28	5,953
Lewis and Clark	Lewis and Clark Library	Yes	6.00	1.00	11.90	17.10	29.00	55,716
Liberty	Liberty County Library		0.00	1.00	1.80	0.00	1.80	2,158
Lincoln	Lincoln County Public Libraries		1.00	1.00	5.93	1.58	7.50	18,837
Madison	Madison Valley Public Library		0.00	1.00	1.50	0.50	2.00	1,129
	Sheridan Public Library		0.00	1.00	1.00	0.00	1.00	948
	Thompson-Hickman County Library		0.00	1.00	1.00	0.75	1.75	4,084
	Twin Bridges Public Library		0.00	0.75	0.75	1.00	1.75	689
McCone	George McCone Memorial County Library		0.00	0.60	0.60	0.50	1.10	1,977

Staff Information

county	library	director has MLS	total FTE w/MLS	director FTE	librarian FTE	other staff	total staff	svc area pop
Meagher	Meagher County/City Library		0.00	1.00	1.00	0.00	1.00	1,932
Mineral	Mineral County Public Library		0.00	0.70	0.95	0.78	1.73	3,884
Missoula	Missoula Public Library		5.00	1.00	14.20	23.73	37.93	95,802
Musselshell	Roundup School-Community Library	Yes	1.00	1.00	1.73	0.00	1.73	4,497
Park	Livingston-Park County Public Library	Yes	2.00	1.00	5.20	1.43	6.63	15,694
Petroleum	Petroleum County School-Community Library		0.00	0.23	0.60	0.70	1.30	493
Phillips	Phillips County Library		0.00	1.00	1.73	0.55	2.28	4,601
Pondera	Conrad Public Library		0.00	1.00	2.83	0.00	2.83	4,498
	Valier Public Library		0.00	0.88	0.88	0.23	1.10	1,926
Powder River	Henry A Malley Memorial Library		0.00	0.55	1.10	0.00	1.10	1,858
Powell	William K. Kohrs Memorial Library		0.00	1.00	1.48	0.53	2.00	7,180
Prairie	Prairie County Library		0.00	0.70	0.70	0.15	0.85	1,199
Ravalli	Bitterroot Public Library		0.00	1.00	3.00	4.20	7.20	23,844
	Darby Community Public Library		0.00	1.00	1.00	0.85	1.85	3,907
	North Valley Public Library	Yes	0.73	0.70	0.70	2.33	3.03	8,319
Richland	Sidney-Richland County Library		1.00	1.00	2.40	1.50	3.90	9,667
Roosevelt	Roosevelt County Library		0.00	1.00	4.98	1.00	5.98	10,620
Rosebud	Rosebud County Library		0.00	1.00	3.20	1.83	5.03	9,383
Sanders	Plains Public Library District		0.00	0.70	0.75	0.83	1.58	3,808
	Preston Town County Library		0.00	0.50	0.50	0.50	1.00	1,691
	Thompson Falls Public Library		0.00	0.70	1.50	0.70	2.20	4,728
Sheridan	Sheridan County Library		0.00	1.00	2.30	0.00	2.30	4,105
Silver Bow	Butte-Silver Bow Public Library	Yes	1.00	1.00	4.15	7.25	11.40	34,606
Stillwater	Stillwater County Library		0.90	1.00	2.40	0.00	2.40	8,195
Sweet Grass	Carnegie Public Library	Yes	1.00	1.00	2.00	0.00	2.00	3,609
Teton	Choteau/Teton Public Library		0.00	0.48	1.28	0.23	1.50	3,444
	Dutton Public Library		0.00	0.45	0.50	0.05	0.55	1,401
	Fairfield Public Library		0.00	0.50	0.50	0.20	0.70	1,599
Toole	Toole County Library		0.25	0.88	1.68	0.45	2.13	5,267
Valley	Glasgow City-County Library	Yes	1.00	1.00	1.15	2.23	3.38	7,675
Wheatland	Harlowton Public Library		0.00	0.88	0.88	0.20	1.08	2,269
Wibaux	Wibaux Public Library		0.00	0.60	1.20	0.08	1.28	1,068
Yellowstone	Laurel Public Library		0.00	1.00	2.05	0.75	2.80	6,255
	Parmly Billings Library	Yes	7.00	1.00	10.00	17.13	27.13	123,097
Statewide Totals			51.10	67.50	185.63	162.08	347.70	900,302



Salaries

population category	position	high	low
---------------------	----------	------	-----

1,199 and Under

	Library Director	25,522	13,000
	Library Director	24,960	24,960
	Assistant Director	17,118	13,000
	Branch Librarian	43,264	12,480
	School Librarian	83,200	83,200
	Assistant Librarian	17,846	14,040
	Assistant Librarian	19,240	19,115
	Circulation Clerk	14,165	14,165
	Custodian	15,371	15,371
	Librarian	24,960	24,960
	Librarian	23,504	15,600
	Library Aide	16,120	13,624
	Library Aide	22,880	18,491
	Library Assistant	13,624	13,624
	Library Clerk	21,840	15,184
	Library Page	17,909	17,909
	Library Staff Member	24,544	24,544
	Library Staff Member	16,640	16,640
	Library Technician	25,688	25,688
	Photograph Archivist	13,624	13,624
	Substitute Librarian	13,624	13,624
	Substitute Librarian	15,080	15,080

1,200 - 1,999

	Library Director	24,107	14,560
	Academy Director	14,144	14,144
	Assistant Librarian	23,379	15,413
	Library Aide	14,040	14,040
	Library Assistant	13,000	13,000
	Library Clerk	17,202	16,016
	Library Staff Member	20,550	20,550
	Substitute Librarian	17,451	13,000

2,000 - 3,499

	Library Director	41,434	19,760
	Assistant Librarian	27,040	15,080
	Circulation Librarian	19,136	19,136
	Librarian	23,941	23,941
	Library Aide	28,371	16,536
	Library Assistant	20,800	20,800
	Library Associate	21,070	21,070
	Library Clerk	19,760	16,640
	Technical Services Director	18,512	18,512
	Youth Services Librarian	19,198	19,198

3,500 - 4,999

	Library Director	72,800	20,592
	Assistant Director	19,469	17,680
	Community Librarian	15,600	15,600
	Assistant Librarian	30,160	16,640
	Circulation Librarian	13,520	13,520
	Custodian	14,040	14,040
	Information Systems Technician	33,696	33,696
	Librarian	43,680	15,080
	Library Aide	24,211	15,350
	Library Assistant	17,160	17,160
	Library Clerk	20,592	13,624
	Library Staff Member	20,800	19,469
	Substitute Librarian	14,352	14,352
	Youth Services Librarian	17,306	17,306

population category	position	high	low
---------------------	----------	------	-----

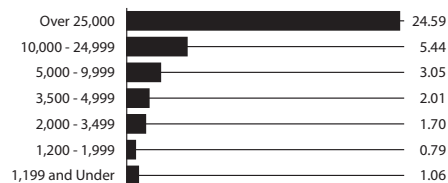
5,000 - 9,999

Library Director	48,693	24,315
Assistant Director	24,856	19,427
Community Librarian	16,640	16,640
Assistant Librarian	26,208	17,077
Cataloger	17,160	17,160
Cataloging Technician	24,419	24,419
Circulation Librarian	28,288	28,288
Interlibrary Loan Technician	19,427	19,427
Library Aide	22,880	15,600
Library Assistant	34,008	12,792
Library Clerk	25,126	22,880
Library Specialist	14,040	14,040
Library Staff Member	17,139	17,139
Library Technician	26,000	26,000
Substitute Librarian	20,800	17,680
Youth Services Librarian	20,800	20,800

10,000 - 24,999

Library Director	47,362	32,240
Administrative Assistant	20,904	20,904
Adult Basic Education Teacher	32,178	32,178
Adult Services Librarian	39,624	37,336
Archivist	26,582	26,582
Assistant Librarian	25,376	20,800
Cataloger	31,824	31,824
Circulation Clerk	25,626	15,600
Circulation Librarian	27,331	18,658
Circulation Supervisor	18,824	18,824
Collection Management Librarian	27,414	24,544
Information Services Librarian	22,173	22,173
Interlibrary Loan Librarian	27,810	20,509
Interlibrary Loan Technician	38,002	38,002
Librarian	20,509	20,509
Library Aide	15,018	15,018
Library Assistant	29,266	16,640
Library Clerk	15,766	15,080
Library Page	15,496	14,019
Library Staff Member	30,742	30,742
Network Manager	32,053	32,053
Public Services Librarian	30,784	24,773
Systems Administrator	29,890	29,890
Technical Services Assistant	24,128	24,128
Technical Services Librarian	24,939	24,939
Technology Librarian	29,453	29,453
Youth Services Librarian	33,155	20,800
Youth Worker	14,352	14,352

Total Average Employees by Service Area Population



Salaries

population category	position	high	low
---------------------	----------	------	-----

Over 25,000

Library Director	101,046	41,600
Assistant Director	80,392	48,630
Branch Librarian	43,264	25,730
Information Services Manager	39,520	39,520
Acquisitions/Periodicals	42,806	42,806
Administrative Assistant	35,360	24,190
Administrative Coordinator	54,517	54,517
Adult Services Librarian	43,722	43,722
Bookmobile Librarian	42,806	42,806
Business Manager	47,632	40,789
Cataloger	48,402	45,427
Cataloging Technician	34,819	34,819
Chief Financial Officer	57,574	57,574
Circulation Clerk	35,277	20,093
Circulation Librarian	50,066	25,480
Circulation Supervisor	39,998	31,325
Collection Management Librarian	50,232	41,038
Coordinator of Volunteer Services	38,605	38,605
Custodian	32,032	24,211
Head of Children's Services	39,998	39,998
Interlibrary Loan Librarian	45,427	25,168
Interlibrary Loan Technician	33,280	20,800
Librarian	38,875	33,925
Library Aide	28,309	18,450
Library Assistant	31,242	20,779
Library Associate	25,189	25,126
Library Clerk	23,192	17,971
Library Media Specialist	39,998	39,998
Library Page	21,362	15,246
Library Specialist	27,789	25,043
Library Systems Manager	58,469	58,469
Library Technician	32,822	23,400
Network Manager	52,458	51,501
Outreach Librarian	45,427	45,427
Public Services Librarian	38,189	38,189
Reference Librarian	53,144	34,174
Substitute Librarian	30,202	20,779
Systems Librarian	45,427	45,427
Systems Specialist	33,842	33,842
Technical Services and Systems Supervisor	48,734	48,734
Technical Services Assistant	25,979	25,979
Technical Services Clerk	30,118	17,971
Technical Services Director	30,181	30,181
Technical Services Librarian	46,758	46,758
Technical Services Technician	31,054	25,251
Technology Librarian	41,038	41,038
Web Developer/Database Specialist	38,667	38,667
Youth Services Librarian	50,232	26,458

Average Salary Per Population Group

Over 25,000	37,693
10,000 - 24,999	25,440
5,000 - 9,999	21,464
3,500 - 4,999	19,848
2,000 - 3,499	21,380
1,200 - 1,999	16,560
1,199 and Under	21,453

Statewide Mean for Yearly Salaries

position	number of positions reported	mean yearly salary
Academy Director	4	14,144
Acquisitions/Periodicals	4	42,806
Administrative Assistant	24	28,912
Administrative Coordinator	4	54,517
Adult Basic Education Teacher	4	32,178
Adult Services Librarian	12	39,624
Archivist	4	26,582
Assistant Director	44	23,400
Assistant Librarian	120	18,918
Bookmobile Librarian	8	32,386
Branch Librarian	128	26,114
Business Manager	8	44,210
Cataloger	16	38,626
Cataloging Technician	8	29,619
Chief Financial Officer	4	57,574
Circulation Clerk	116	23,566
Circulation Librarian	52	25,522
Circulation Supervisor	12	31,325
Collection Management Librarian	16	34,226
Community Librarian	8	16,120
Coordinator of Volunteer Services	4	38,605
Custodian	24	26,218
Head of Children's Services	4	39,998
Information Services Librarian	4	22,173
Information Services Manager	4	39,520
Information Systems Technician	4	33,696
Interlibrary Loan Librarian	16	26,489
Interlibrary Loan Technician	28	25,688
Librarian	48	24,450
Library Aide	140	18,491
Library Assistant	240	22,090
Library Associate	12	25,126
Library Clerk	132	18,720
Library Director	328	29,380
Library Media Specialist	4	39,998
Library Page	76	17,659
Library Specialist	24	26,229
Library Staff Member	36	20,800
Library Systems Manager	4	58,469
Library Technician	72	25,688
Network Manager	12	51,501
Outreach Librarian	4	45,427
Photograph Archivist	4	13,624
Public Services Librarian	16	30,534
Reference Librarian	56	37,222
School Librarian	4	83,200
Substitute Librarian	92	22,256
Systems Administrator	4	29,890
Systems Librarian	4	45,427
Systems Specialist	4	33,842
Technical Services and Systems Supervisor	4	48,734
Technical Services Assistant	8	25,054
Technical Services Clerk	16	22,433
Technical Services Director	8	24,346
Technical Services Librarian	8	35,849
Technical Services Technician	8	28,153
Technology Librarian	8	35,246
Web Developer/Database Specialist	4	38,667
Youth Services Librarian	96	31,564
Youth Worker	4	14,352

Library Income

county	library	city/district	Local Income		State Income
			county	local total	coal severance
Beaverhead	Dillon Public Library	85,842	32,000	117,842	1,620
Big Horn	Big Horn County Public Library	0	268,434	268,434	1,649
Blaine	Blaine County Library	0	109,650	109,650	1,813
	Harlem Public Library	0	72,323	72,323	1,813
Broadwater	Broadwater School and Community Library	92,368	53,141	145,509	1,620
Carbon	Bridger Public Library	4,442	22,154	26,596	1,622
	Joliet Public Library	0	19,403	19,403	1,601
	Red Lodge Carnegie Library	59,253	39,362	98,615	1,631
Carter	Ekalaka Public Library	8,388	7,000	15,388	1,300
Cascade	Belt Public Library	2,500	13,000	15,500	1,813
	Great Falls Public Library	929,959	172,000	1,101,959	1,813
	Wedsworth Memorial Library	0	13,000	13,000	1,813
Chouteau	Chouteau County Library	0	181,174	181,174	1,813
Custer	Miles City Public Library	260,000	36,000	296,000	1,343
Daniels	Daniels County Library	0	69,610	69,610	2,992
Dawson	Glendive Public Library	0	188,481	188,481	1,343
Deer Lodge	Hearst Free Library	0	178,004	178,004	1,620
Fallon	Fallon County Library	0	167,750	167,750	1,422
Fergus	Denton Public Library	2,703	3,000	5,703	1,541
	Dorothy Asbjornson Community Library	0	3,000	3,000	1,541
	Lewistown Public Library	165,000	40,000	205,000	1,460
	Moore Public Library	6,700	3,000	9,700	1,464
Flathead	Flathead County Library	0	1,247,373	1,247,373	2,815
Gallatin	Belgrade Community Library	66,740	98,954	165,694	1,620
	Bozeman Public Library	782,711	434,691	1,217,402	1,620
	Manhattan Community Library	64,654	38,927	103,581	1,620
	Three Forks Community Library	17,360	38,927	56,287	1,620
	West Yellowstone Public Library	81,335	38,927	120,262	1,620
Garfield	Garfield County Library	0	20,153	20,153	1,406
Glacier	Glacier County Library	0	185,868	185,868	1,813
Granite	Drummond School Community Library	24,171	1,660	25,831	1,620
	Philipsburg Public Library	9,991	0	9,991	1,620
Hill	Havre-Hill County Library	140,145	114,665	254,810	1,813
Jefferson	Boulder Community Library	3,400	451,145	454,545	1,620
Judith Basin	Judith Basin County Free Library	0	66,125	66,125	1,515
Lake	Polson City Library	147,560	15,315	162,875	2,840
	Ronan City Library	48,845	11,057	59,902	2,840
	St Ignatius School-Community Library	500	7,500	8,000	2,840
Lewis and Clark	Lewis and Clark Library	0	2,672,110	2,672,110	5,920
Liberty	Liberty County Library	0	74,876	74,876	1,813
Lincoln	Lincoln County Public Libraries	0	288,759	288,759	2,890
Madison	Madison Valley Public Library	15,977	26,530	42,507	1,620
	Sheridan Public Library	10,036	26,530	36,566	1,620
	Thompson-Hickman County Library	0	86,915	86,915	1,620
	Twin Bridges Public Library	4,000	26,530	30,530	1,620
McCone	George McCone Memorial County Library	0	45,927	45,927	1,333

Library Income

State Income							
per capita/sq mile	interlibrary loans	state total	federal income	other income	grand total income	svc area pop	per capita
1,447	1,447	4,514	0	11,033	133,389	9,202	14.50
1,734	1,734	5,117	0	0	273,551	12,671	21.59
683	683	3,179	0	469	113,298	4,299	26.35
419	419	2,651	0	0	74,974	2,710	27.67
547	547	2,714	0	4,560	152,783	4,385	34.84
276	276	2,174	0	1,898	30,668	2,259	13.58
241	241	2,083	0	1,990	23,476	2,210	10.62
621	621	2,873	0	3,517	105,005	5,083	20.66
461	461	2,222	0	5,782	23,392	1,360	17.20
152	152	2,117	0	1,812	19,429	1,522	12.77
7,829	7,829	17,471	20,992	316,860	1,457,282	77,128	18.89
170	170	2,153	0	3,764	18,917	1,708	11.08
976	976	3,765	0	0	184,939	5,970	30.98
1,519	1,519	4,381	0	0	300,381	11,696	25.68
338	338	3,668	0	800	74,078	2,017	36.73
1,122	1,122	3,587	0	2,141	194,209	9,059	21.44
997	997	3,614	0	64,000	245,618	9,417	26.08
437	437	2,296	0	3,445	173,491	2,837	61.15
81	81	1,703	0	4,934	12,340	301	41.00
62	62	1,665	0	3,898	8,563	156	54.89
1,385	1,385	4,230	0	79,245	288,475	11,250	25.64
65	65	1,594	0	700	11,994	186	64.48
7,809	7,809	18,433	5,544	59,670	1,331,020	74,471	17.87
1,038	1,038	3,696	0	29,859	199,249	10,272	19.40
4,881	4,881	11,382	0	0	1,228,784	47,805	25.70
325	325	2,270	0	672	106,523	3,214	33.14
358	358	2,336	0	12,840	71,463	3,546	20.15
325	325	2,270	0	6,050	128,582	2,995	42.93
584	584	2,574	0	1,500	24,227	1,279	18.94
1,594	1,594	5,001	0	16,262	207,131	13,247	15.64
147	147	1,914	0	0	27,745	1,117	24.84
300	300	2,220	0	1,620	13,831	1,713	8.07
1,921	1,921	5,655	0	0	260,465	16,673	15.62
1,149	1,149	3,918	0	3,787	462,250	10,049	46.00
412	412	2,339	0	0	68,464	2,329	29.40
1,223	1,223	5,286	0	109,446	277,607	11,789	23.55
907	907	4,654	0	8,390	72,946	8,765	8.32
618	618	4,076	0	0	12,076	5,953	2.03
5,808	5,808	17,536	0	226,563	2,916,209	55,716	52.34
352	352	2,517	0	0	77,393	2,158	35.86
2,203	2,203	7,296	0	43,225	339,280	18,837	18.01
252	252	2,124	0	13,411	58,042	1,129	51.41
213	213	2,046	0	3,958	42,570	948	44.91
426	426	2,472	0	1,207	90,594	4,084	22.18
135	135	1,890	0	1,250	33,670	689	48.87
453	453	2,239	0	0	48,166	1,977	24.36

Library Income

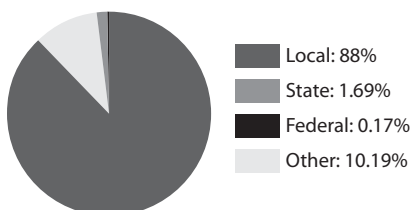
county	library	city/district	Local Income		State Income
			county	local total	coal severance
Meagher	Meagher County/City Library	6,440	59,259	65,699	1,620
Mineral	Mineral County Public Library	0	54,086	54,086	2,865
Missoula	Missoula Public Library	0	2,437,431	2,437,431	6,415
Musselshell	Roundup School-Community Library	78,767	8,000	86,767	1,545
Park	Livingston-Park County Public Library	158,480	187,970	346,450	1,620
Petroleum	Petroleum County School-Community Library	24,949	15,734	40,683	1,566
Phillips	Phillips County Library	0	79,600	79,600	4,792
Pondera	Conrad Public Library	20,575	80,514	101,089	1,813
	Valier Public Library	0	62,360	62,360	1,813
Powder River	Henry A Malley Memorial Library	0	53,660	53,660	1,492
Powell	William K. Kohrs Memorial Library	64,391	4,000	68,391	1,620
Prairie	Prairie County Library	0	33,761	33,761	1,269
Ravalli	Bitterroot Public Library	293,345	10,663	304,008	2,840
	Darby Community Public Library	39,572	2,257	41,829	2,840
	North Valley Public Library	182,742	0	182,742	2,815
Richland	Sidney-Richland County Library	80,000	116,014	196,014	4,871
Roosevelt	Roosevelt County Library	3,260	269,760	273,020	2,992
Rosebud	Rosebud County Library	0	184,109	184,109	2,678
Sanders	Plains Public Library District	11,949	63,815	75,764	2,865
	Preston Town County Library	1,557	20,070	21,627	2,865
	Thompson Falls Public Library	71,272	11,229	82,501	2,890
Sheridan	Sheridan County Library	0	131,073	131,073	2,992
Silver Bow	Butte-Silver Bow Public Library	0	797,056	797,056	1,620
Stillwater	Stillwater County Library	0	138,336	138,336	1,538
Sweet Grass	Carnegie Public Library	59,330	35,926	95,256	9,562
Teton	Choteau/Teton Public Library	10,048	55,863	65,911	1,813
	Dutton Public Library	0	26,212	26,212	1,813
	Fairfield Public Library	4,404	21,656	26,060	3,313
Toole	Toole County Library	0	133,187	133,187	1,813
Valley	Glasgow City-County Library	22,657	124,806	147,463	2,992
Wheatland	Harlowton Public Library	41,796	5,355	47,151	1,461
Wibaux	Wibaux Public Library	0	45,306	45,306	1,318
Yellowstone	Laurel Public Library	157,999	0	157,999	1,565
	Parmly Billings Library	1,792,506	574,356	2,366,862	1,566
Statewide Totals		6,160,619	13,554,374	19,714,993	175,377



Library Income

State Income							
per capita/sq mile	interlibrary loans	state total	federal income	other income	grand total income	svc area pop	per capita
424	424	2,468	0	3,614	71,781	1,932	37.15
501	501	3,867	0	8,915	66,868	3,884	17.22
9,657	9,657	25,729	0	129,324	2,592,484	95,802	27.06
625	625	2,795	0	6,456	96,018	4,497	21.35
1,801	1,801	5,222	0	26,863	378,535	15,694	24.12
211	211	1,988	0	3,722	46,393	493	94.10
956	956	6,704	0	1,763	88,067	4,601	19.14
577	577	2,967	0	3,000	107,056	4,498	23.80
213	213	2,239	0	30,166	94,765	1,926	49.20
506	506	2,504	0	5,880	62,044	1,858	33.39
933	933	3,486	0	8,800	80,677	7,180	11.24
288	288	1,845	0	2,760	38,366	1,199	32.00
2,188	2,188	7,216	0	137,356	448,580	23,844	18.81
585	585	4,010	0	28,393	74,232	3,907	19.00
1,001	1,001	4,817	0	37,051	224,610	8,319	27.00
1,153	1,153	7,177	307	14,245	217,743	9,667	22.52
1,273	1,273	5,538	28	7,747	286,333	10,620	26.96
1,413	1,413	5,504	0	91,750	281,363	9,383	29.99
442	442	3,749	0	1,294	80,807	3,808	21.22
235	235	3,335	0	5,480	30,442	1,691	18.00
598	598	4,086	0	13,466	100,053	4,728	21.16
567	567	4,126	0	2,826	138,025	4,105	33.62
3,467	3,467	8,554	0	16,724	822,334	34,606	23.76
980	980	3,498	0	2,438	144,272	8,195	17.60
536	536	10,634	0	1,505	107,395	3,609	29.76
0	0	1,813	0	9,821	77,545	3,444	22.52
0	0	1,813	1,813	214	30,052	1,401	21.45
0	0	3,313	0	4,800	34,173	1,599	21.37
704	704	3,221	0	1,967	138,375	5,267	26.27
1,236	1,236	5,464	0	14,555	167,482	7,675	21.82
362	362	2,185	0	4,847	54,183	2,269	23.88
192	192	1,702	0	189	47,197	1,068	44.19
632	632	2,829	0	9,924	170,752	6,255	27.30
12,322	12,322	26,210	10,133	594,803	2,998,008	123,097	24.35
101,573	101,573	378,523	38,817	2,283,216	22,415,549	900,302	24.90

Statewide Income



Top 5: Income Per Capita

Petroleum County School-Community Library	94.10
Moore Public Library	64.48
Fallon County Library	61.15
Dorothy Asbjornson Community Library	54.89
Lewis and Clark Library	52.34

Library Income by Service Area Population

county	library	city/district	Local Income		State Income
			county	local total	coal severance
Over 25,000					
Gallatin	Bozeman Public Library	782,711	434,691	1,217,402	1,620
Silver Bow	Butte-Silver Bow Public Library	0	797,056	797,056	1,620
Flathead	Flathead County Library	0	1,247,373	1,247,373	2,815
Cascade	Great Falls Public Library	929,959	172,000	1,101,959	1,813
Lewis and Clark	Lewis and Clark Library	0	2,672,110	2,672,110	5,920
Missoula	Missoula Public Library	0	2,437,431	2,437,431	6,415
Yellowstone	Parmly Billings Library	1,792,506	574,356	2,366,862	1,566
		3,505,176	8,335,017	11,840,193	21,769
10,000 - 24,999					
Gallatin	Belgrade Community Library	66,740	98,954	165,694	1,620
Big Horn	Big Horn County Public Library	0	268,434	268,434	1,649
Ravalli	Bitterroot Public Library	293,345	10,663	304,008	2,840
Jefferson	Boulder Community Library	3,400	451,145	454,545	1,620
Glacier	Glacier County Library	0	185,868	185,868	1,813
Hill	Havre-Hill County Library	140,145	114,665	254,810	1,813
Fergus	Lewistown Public Library	165,000	40,000	205,000	1,460
Lincoln	Lincoln County Public Libraries	0	288,759	288,759	2,890
Park	Livingston-Park County Public Library	158,480	187,970	346,450	1,620
Custer	Miles City Public Library	260,000	36,000	296,000	1,343
Lake	Polson City Library	147,560	15,315	162,875	2,840
Roosevelt	Roosevelt County Library	3,260	269,760	273,020	2,992
		1,237,930	1,967,533	3,205,463	24,500
5,000 - 9,999					
Chouteau	Chouteau County Library	0	181,174	181,174	1,813
Beaverhead	Dillon Public Library	85,842	32,000	117,842	1,620
Valley	Glasgow City-County Library	22,657	124,806	147,463	2,992
Dawson	Glendive Public Library	0	188,481	188,481	1,343
Deer Lodge	Hearst Free Library	0	178,004	178,004	1,620
Yellowstone	Laurel Public Library	157,999	0	157,999	1,565
Ravalli	North Valley Public Library	182,742	0	182,742	2,815
Carbon	Red Lodge Carnegie Library	59,253	39,362	98,615	1,631
Lake	Ronan City Library	48,845	11,057	59,902	2,840
Rosebud	Rosebud County Library	0	184,109	184,109	2,678
Richland	Sidney-Richland County Library	80,000	116,014	196,014	4,871
Lake	St Ignatius School-Community Library	500	7,500	8,000	2,840
Stillwater	Stillwater County Library	0	138,336	138,336	1,538
Toole	Toole County Library	0	133,187	133,187	1,813
Powell	William K. Kohrs Memorial Library	64,391	4,000	68,391	1,620
		702,229	1,338,030	2,040,259	33,599
3,500 - 4,999					
Blaine	Blaine County Library	0	109,650	109,650	1,813
Broadwater	Broadwater School and Community Library	92,368	53,141	145,509	1,620
Sweet Grass	Carnegie Public Library	59,330	35,926	95,256	9,562
Pondera	Conrad Public Library	20,575	80,514	101,089	1,813
Ravalli	Darby Community Public Library	39,572	2,257	41,829	2,840
Mineral	Mineral County Public Library	0	54,086	54,086	2,865
Phillips	Phillips County Library	0	79,600	79,600	4,792
Sanders	Plains Public Library District	11,949	63,815	75,764	2,865
Musselshell	Roundup School-Community Library	78,767	8,000	86,767	1,545
Sheridan	Sheridan County Library	0	131,073	131,073	2,992
Sanders	Thompson Falls Public Library	71,272	11,229	82,501	2,890
Madison	Thompson-Hickman County Library	0	86,915	86,915	1,620
Gallatin	Three Forks Community Library	17,360	38,927	56,287	1,620
		391,193	755,133	1,146,326	38,837

Library Income by Service Area Population

State Income							
per capita/sq mile	interlibrary loan	state total	federal income	other income	grand total income	svc area pop	per capita

Over 25,000

4,881	4,881	11,382	0	0	1,228,784	47,805	26
3,467	3,467	8,554	0	16,724	822,334	34,606	24
7,809	7,809	18,433	5,544	59,670	1,331,020	74,471	18
7,829	7,829	17,471	20,992	316,860	1,457,282	77,128	19
5,808	5,808	17,536	0	226,563	2,916,209	55,716	52
9,657	9,657	25,729	0	129,324	2,592,484	95,802	27
12,322	12,322	26,210	10,133	594,803	2,998,008	123,097	24
51,773	51,773	125,315	36,669	1,343,944	13,346,121	508,625	26.24

10,000 - 24,999

1,038	1,038	3,696	0	29,859	199,249	10,272	19
1,734	1,734	5,117	0	0	273,551	12,671	22
2,188	2,188	7,216	0	137,356	448,580	23,844	19
1,149	1,149	3,918	0	3,787	462,250	10,049	46
1,594	1,594	5,001	0	16,262	207,131	13,247	16
1,921	1,921	5,655	0	0	260,465	16,673	16
1,385	1,385	4,230	0	79,245	288,475	11,250	26
2,203	2,203	7,296	0	43,225	339,280	18,837	18
1,801	1,801	5,222	0	26,863	378,535	15,694	24
1,519	1,519	4,381	0	0	300,381	11,696	26
1,223	1,223	5,286	0	109,446	277,607	11,789	24
1,273	1,273	5,538	28	7,747	286,333	10,620	27
19,028	19,028	62,556	28	453,790	3,721,837	166,642	22.33

5,000 - 9,999

976	976	3,765	0	0	184,939	5,970	31
1,447	1,447	4,514	0	11,033	133,389	9,202	14
1,236	1,236	5,464	0	14,555	167,482	7,675	22
1,122	1,122	3,587	0	2,141	194,209	9,059	21
997	997	3,614	0	64,000	245,618	9,417	26
632	632	2,829	0	9,924	170,752	6,255	27
1,001	1,001	4,817	0	37,051	224,610	8,319	27
621	621	2,873	0	3,517	105,005	5,083	21
907	907	4,654	0	8,390	72,946	8,765	8
1,413	1,413	5,504	0	91,750	281,363	9,383	30
1,153	1,153	7,177	307	14,245	217,743	9,667	23
618	618	4,076	0	0	12,076	5,953	2
980	980	3,498	0	2,438	144,272	8,195	18
704	704	3,221	0	1,967	138,375	5,267	26
933	933	3,486	0	8,800	80,677	7,180	11
14,740	14,740	63,079	307	269,811	2,373,456	115,390	20.57

3,500 - 4,999

683	683	3,179	0	469	113,298	4,299	26
547	547	2,714	0	4,560	152,783	4,385	35
536	536	10,634	0	1,505	107,395	3,609	30
577	577	2,967	0	3,000	107,056	4,498	24
585	585	4,010	0	28,393	74,232	3,907	19
501	501	3,867	0	8,915	66,868	3,884	17
956	956	6,704	0	1,763	88,067	4,601	19
442	442	3,749	0	1,294	80,807	3,808	21
625	625	2,795	0	6,456	96,018	4,497	21
567	567	4,126	0	2,826	138,025	4,105	34
598	598	4,086	0	13,466	100,053	4,728	21
426	426	2,472	0	1,207	90,594	4,084	22
358	358	2,336	0	12,840	71,463	3,546	20
7,401	7,401	53,639	0	86,694	1,286,659	53,951	23.85

Library Income by Service Area Population

county	library	city/district	Local Income		State Income
			county	local total	coal severance
2,000 - 3,499					
Carbon	Bridger Public Library	4,442	22,154	26,596	1,622
Teton	Choteau/Teton Public Library	10,048	55,863	65,911	1,813
Daniels	Daniels County Library	0	69,610	69,610	2,992
Fallon	Fallon County Library	0	167,750	167,750	1,422
Blaine	Harlem Public Library	0	72,323	72,323	1,813
Wheatland	Harlowton Public Library	41,796	5,355	47,151	1,461
Carbon	Joliet Public Library	0	19,403	19,403	1,601
Judith Basin	Judith Basin County Free Library	0	66,125	66,125	1,515
Liberty	Liberty County Library	0	74,876	74,876	1,813
Gallatin	Manhattan Community Library	64,654	38,927	103,581	1,620
Gallatin	West Yellowstone Public Library	81,335	38,927	120,262	1,620
		202,275	631,313	833,588	19,292
1,200 - 1,999					
Cascade	Belt Public Library	2,500	13,000	15,500	1,813
Teton	Dutton Public Library	0	26,212	26,212	1,813
Carter	Ekalaka Public Library	8,388	7,000	15,388	1,300
Teton	Fairfield Public Library	4,404	21,656	26,060	3,313
Garfield	Garfield County Library	0	20,153	20,153	1,406
McCone	George McCone Memorial County Library	0	45,927	45,927	1,333
Powder River	Henry A Malley Memorial Library	0	53,660	53,660	1,492
Meagher	Meagher County/City Library	6,440	59,259	65,699	1,620
Granite	Philipsburg Public Library	9,991	0	9,991	1,620
Prairie	Prairie County Library	0	33,761	33,761	1,269
Sanders	Preston Town County Library	1,557	20,070	21,627	2,865
Pondera	Valier Public Library	0	62,360	62,360	1,813
Cascade	Wedsworth Memorial Library	0	13,000	13,000	1,813
		33,280	376,058	409,338	23,470
1,199 and Under					
Fergus	Denton Public Library	2,703	3,000	5,703	1,541
Fergus	Dorothy Asbjornson Community Library	0	3,000	3,000	1,541
Granite	Drummond School Community Library	24,171	1,660	25,831	1,620
Madison	Madison Valley Public Library	15,977	26,530	42,507	1,620
Fergus	Moore Public Library	6,700	3,000	9,700	1,464
Petroleum	Petroleum County School-Community Library	24,949	15,734	40,683	1,566
Madison	Sheridan Public Library	10,036	26,530	36,566	1,620
Madison	Twin Bridges Public Library	4,000	26,530	30,530	1,620
Wibaux	Wibaux Public Library	0	45,306	45,306	1,318
		88,536	151,290	239,826	13,910
Statewide Totals		6,160,619	13,554,374	19,714,993	175,377

Average Local Income Per Capita by Service Area Population



Average State Income Per Capita by Service Area Population



Library Income by Service Area Population

State Income							
per capita/sq mile	interlibrary loan	state total	federal income	other income	grand total income	svc area pop	per capita
2,000 - 3,499							
276	276	2,174	0	1,898	30,668	2,259	14
0	0	1,813	0	9,821	77,545	3,444	23
338	338	3,668	0	800	74,078	2,017	37
437	437	2,296	0	3,445	173,491	2,837	61
419	419	2,651	0	0	74,974	2,710	28
362	362	2,185	0	4,847	54,183	2,269	24
241	241	2,083	0	1,990	23,476	2,210	11
412	412	2,339	0	0	68,464	2,329	29
352	352	2,517	0	0	77,393	2,158	36
325	325	2,270	0	672	106,523	3,214	33
325	325	2,270	0	6,050	128,582	2,995	43
3,487	3,487	26,266	0	29,523	889,377	28,442	31.27
1,200 - 1,999							
152	152	2,117	0	1,812	19,429	1,522	13
0	0	1,813	1,813	214	30,052	1,401	21
461	461	2,222	0	5,782	23,392	1,360	17
0	0	3,313	0	4,800	34,173	1,599	21
584	584	2,574	0	1,500	24,227	1,279	19
453	453	2,239	0	0	48,166	1,977	24
506	506	2,504	0	5,880	62,044	1,858	33
424	424	2,468	0	3,614	71,781	1,932	37
300	300	2,220	0	1,620	13,831	1,713	8
288	288	1,845	0	2,760	38,366	1,199	32
235	235	3,335	0	5,480	30,442	1,691	18
213	213	2,239	0	30,166	94,765	1,926	49
170	170	2,153	0	3,764	18,917	1,708	11
3,786	3,786	31,042	1,813	67,392	509,585	21,165	24.08
1,199 and Under							
81	81	1,703	0	4,934	12,340	301	41
62	62	1,665	0	3,898	8,563	156	55
147	147	1,914	0	0	27,745	1,117	25
252	252	2,124	0	13,411	58,042	1,129	51
65	65	1,594	0	700	11,994	186	64
211	211	1,988	0	3,722	46,393	493	94
213	213	2,046	0	3,958	42,570	948	45
135	135	1,890	0	1,250	33,670	689	49
192	192	1,702	0	189	47,197	1,068	44
1,358	1,358	16,626	0	32,062	288,514	6,087	47.40
101,573	101,573	378,523	38,817	2,283,216	22,415,549	900,302	24.90

Average Other Income Per Capita by Service Area Population



Average Total Income Per Capita by Service Area Population



Library Expenditures

county	library	salaries	benefits	continuing education
Beaverhead	Dillon Public Library	66,938	0	1,650
Big Horn	Big Horn County Public Library	109,492	41,116	0
Blaine	Blaine County Library	45,068	15,022	1,023
	Harlem Public Library	29,240	9,747	905
Broadwater	Broadwater School and Community Library	101,997	11,308	2,317
Carbon	Bridger Public Library	15,238	1,404	443
	Joliet Public Library	9,480	0	1,188
	Red Lodge Carnegie Library	51,872	11,279	1,219
Carter	Ekalaka Public Library	11,425	0	149
Cascade	Belt Public Library	8,700	180	193
	Great Falls Public Library	557,182	349,013	1,060
	Wedsworth Memorial Library	12,056	6,076	888
Chouteau	Chouteau County Library	102,679	5,475	1,000
Custer	Miles City Public Library	177,420	58,326	1,500
Daniels	Daniels County Library	40,336	14,579	516
Dawson	Glendive Public Library	118,674	9,774	2,017
Deer Lodge	Hearst Free Library	83,758	27,833	2,000
Fallon	Fallon County Library	87,040	29,845	1,669
Fergus	Denton Public Library	4,375	0	0
	Dorothy Asbjornson Community Library	4,462	341	153
	Lewistown Public Library	138,411	43,894	2,120
	Moore Public Library	6,660	0	500
Flathead	Flathead County Library	892,966	16,418	18,942
Gallatin	Belgrade Community Library	117,898	14,335	2,196
	Bozeman Public Library	707,737	240,936	5,575
	Manhattan Community Library	73,005	25,952	400
	Three Forks Community Library	41,357	5,160	900
	West Yellowstone Public Library	55,538	13,629	2,000
Garfield	Garfield County Library	13,432	3,588	1,352
Glacier	Glacier County Library	89,568	32,575	2,220
Granite	Drummond School Community Library	14,075	1,896	276
	Philipsburg Public Library	8,000	0	1,500
Hill	Havre-Hill County Library	135,558	48,580	1,500
Jefferson	Boulder Community Library	130,058	40,173	2,138
Judith Basin	Judith Basin County Free Library	38,027	2,983	454
Lake	Polson City Library	107,305	33,691	4,692
	Ronan City Library	41,707	6,686	275
	St Ignatius School-Community Library	6,540	0	635
Lewis and Clark	Lewis and Clark Library	1,034,255	266,791	17,670
Liberty	Liberty County Library	39,440	6,555	276
Lincoln	Lincoln County Public Libraries	204,360	32,633	975
Madison	Madison Valley Public Library	36,800	4,500	549
	Sheridan Public Library	22,895	6,208	438
	Thompson-Hickman County Library	50,387	13,401	1,594
	Twin Bridges Public Library	11,853	6,257	666
McCone	George McCone Memorial County Library	24,550	5,328	300

Library Expenditures

print collection	electronic materials	other materials	other operating	total expenses	capital outlay	svc area pop	per capita
17,512	4,038	0	20,042	110,180	0	9,202	11.97
38,000	45,000	0	61,500	295,108	0	12,671	23.29
17,057	2,076	0	13,974	94,220	2,511	4,299	21.92
16,649	2,070	0	12,601	71,212	867	2,710	26.28
12,530	3,210	1,038	8,081	140,481	764	4,385	32.04
5,098	270	0	4,800	27,253	0	2,259	12.06
1,625	350	0	7,417	20,060	0	2,210	9.08
7,033	1,000	1,948	20,531	94,882	7,250	5,083	18.67
2,339	440	738	5,597	20,688	0	1,360	15.21
4,997	3,850	0	2,845	20,765	3,238	1,522	13.64
152,416	33,427	0	250,172	1,343,270	102,640	77,128	17.42
2,795	270	0	3,764	25,849	0	1,708	15.13
23,250	8,000	4,000	31,000	175,404	0	5,970	29.38
12,000	0	0	0	249,246	0	11,696	21.31
9,215	0	0	4,868	69,514	0	2,017	34.46
13,513	1,434	0	46,042	191,454	0	9,059	21.13
20,000	1,000	10,000	78,000	222,591	4,500	9,417	23.64
14,343	1,819	804	32,230	167,750	23,834	2,837	59.13
2,209	0	0	3,583	10,167	0	301	33.78
847	468	0	558	6,829	602	156	43.78
28,187	10,211	1,000	46,665	270,488	3,000	11,250	24.04
1,900	100	0	1,300	10,460	0	186	56.24
128,421	48,848	48,360	317,366	1,471,321	17,964	74,471	19.76
26,848	0	0	49,655	210,932	5,360	10,272	20.53
83,000	13,500	47,482	119,172	1,217,402	891,455	47,805	25.47
13,685	984	4,783	300	119,109	6,236	3,214	37.06
5,000	0	0	24,507	76,924	0	3,546	21.69
7,006	828	1,000	6,000	86,001	0	2,995	28.71
3,554	270	219	707	23,122	3,231	1,279	18.08
26,576	2,341	4,352	32,113	189,745	11,972	13,247	14.32
7,692	2,581	2,176	3,260	31,956	0	1,117	28.61
3,000	200	0	3,700	16,400	0	1,713	9.57
34,000	1,738	0	28,950	250,326	1,100	16,673	15.01
63,152	2,800	8,898	56,118	303,337	0	10,049	30.19
8,215	850	0	12,781	63,310	0	2,329	27.18
11,369	9,298	239	80,284	246,878	0	11,789	20.94
8,958	1,448	1,220	10,337	70,631	0	8,765	8.06
0	0	3,857	2,825	13,857	0	5,953	2.33
170,421	106,168	32,217	551,927	2,179,449	343,719	55,716	39.12
10,524	3,087	3,036	5,789	68,707	6,993	2,158	31.84
17,927	2,961	1,619	55,733	316,208	0	18,837	16.79
7,700	0	3,704	3,624	56,877	1,145	1,129	50.38
4,199	1,901	0	5,370	41,011	1,526	948	43.26
8,261	1,190	2,770	4,952	82,555	4,360	4,084	20.21
2,320	1,391	1,691	882	25,060	0	689	36.37
691	0	4,509	7,719	43,097	0	1,977	21.80

Library Expenditures

county	library	salaries	benefits	continuing education
Meagher	Meagher County/City Library	24,010	4,813	1,552
Mineral	Mineral County Public Library	32,691	3,045	1,098
Missoula	Missoula Public Library	953,748	500,318	24,433
Musselshell	Roundup School-Community Library	68,119	14,700	967
Park	Livingston-Park County Public Library	186,747	62,649	2,187
Petroleum	Petroleum County School-Community Library	27,911	3,136	261
Phillips	Phillips County Library	45,515	17,293	1,000
Pondera	Conrad Public Library	67,278	11,092	400
	Valier Public Library	29,632	3,948	1,907
Powder River	Henry A Malley Memorial Library	30,146	8,188	720
Powell	William K. Kohrs Memorial Library	41,005	5,402	500
Prairie	Prairie County Library	19,256	3,206	248
Ravalli	Bitterroot Public Library	171,180	58,690	8,237
	Darby Community Public Library	38,100	9,190	1,280
	North Valley Public Library	101,143	8,052	680
Richland	Sidney-Richland County Library	115,843	31,926	4,634
Roosevelt	Roosevelt County Library	146,443	35,000	3,052
Rosebud	Rosebud County Library	137,940	25,308	3,889
Sanders	Plains Public Library District	41,456	5,775	1,797
	Preston Town County Library	19,432	1,079	578
	Thompson Falls Public Library	42,644	9,056	623
Sheridan	Sheridan County Library	67,480	19,626	1,796
Silver Bow	Butte-Silver Bow Public Library	370,572	148,501	1,086
Stillwater	Stillwater County Library	64,723	17,049	494
Sweet Grass	Carnegie Public Library	45,172	10,123	408
Teton	Choteau/Teton Public Library	30,853	9,925	602
	Dutton Public Library	12,053	2,193	186
	Fairfield Public Library	16,302	902	500
Toole	Toole County Library	48,911	16,380	750
Valley	Glasgow City-County Library	72,375	18,759	1,707
Wheatland	Harlowton Public Library	33,186	5,424	0
Wibaux	Wibaux Public Library	26,137	4,119	500
Yellowstone	Laurel Public Library	85,272	21,179	600
	Parmly Billings Library	1,183,814	397,268	9,251
Statewide Totals		10,076,903	2,956,801	167,956



Library Expenditures

print collection	electronic materials	other materials	other operating	total expenses	capital outlay	svc area pop	per capita
700	677	4,091	15,795	51,638	1,286	1,932	26.73
9,857	840	242	15,228	63,001	0	3,884	16.22
179,623	86,147	4,687	540,661	2,289,617	277,139	95,802	23.90
8,864	1,020	1,444	50	95,164	1,249	4,497	21.16
24,867	5,115	12,085	79,028	372,678	0	15,694	23.75
10,650	1,850	589	700	45,097	342	493	91.47
9,444	1,323	1,322	3,193	79,090	2,311	4,601	17.19
9,210	1,530	775	13,319	103,604	2,120	4,498	23.03
8,153	0	0	1,507	45,147	18,653	1,926	23.44
8,668	545	0	10,561	58,828	0	1,858	31.66
12,000	1,545	0	25,000	85,452	3,500	7,180	11.90
4,563	0	1,537	7,496	36,306	0	1,199	30.28
38,880	2,118	0	79,605	358,710	265,422	23,844	15.04
10,862	800	0	39,926	100,158	0	3,907	25.64
17,348	5,306	0	46,794	179,323	12,604	8,319	21.56
12,641	5,897	6,320	31,053	208,314	11,736	9,667	21.55
36,620	5,656	2,568	50,432	279,771	8,082	10,620	26.34
27,800	2,042	1,616	31,570	230,165	3,633	9,383	24.53
8,497	545	0	20,004	78,074	0	3,808	20.50
1,754	580	0	5,550	28,973	0	1,691	17.13
7,696	545	0	35,716	96,280	0	4,728	20.36
21,075	1,684	0	9,961	121,622	0	4,105	29.63
37,958	14,110	2,614	201,063	775,904	80,000	34,606	22.42
16,476	1,278	3,000	19,190	122,210	0	8,195	14.91
9,584	1,000	2,000	15,200	83,487	0	3,609	23.13
11,442	772	2,532	12,720	68,846	0	3,444	19.99
4,773	2,608	960	98	22,871	400	1,401	16.32
350	5,000	340	7,825	31,219	0	1,599	19.52
15,837	166	0	4,152	86,196	0	5,267	16.37
18,300	1,639	4,287	78,892	195,959	0	7,675	25.53
2,482	828	0	2,259	44,179	0	2,269	19.47
4,615	1,025	500	7,883	44,779	0	1,068	41.93
15,954	3,146	6,476	20,409	153,036	36,300	6,255	24.47
208,820	11,917	82,767	769,515	2,663,352	0	123,097	21.64
1,872,397	490,671	334,412	4,241,996	20,141,136	2,169,044	900,302	22.37

Top 5: Expenditures Per Capita

Petroleum County School-Community Library	91.47
Fallon County Library	59.13
Moore Public Library	56.24
Madison Valley Public Library	50.38
Dorothy Asbjornson Community Library	43.78

Top 5: Collection Expenditures Per Capita

Petroleum County School-Community Library	26.55
Drummond School Community Library	11.15
Moore Public Library	10.75
Madison Valley Public Library	10.10
Dorothy Asbjornson Community Library	8.43

Library Expenditures by Service Area Population

county	library	salaries	benefits	continuing education
--------	---------	----------	----------	----------------------

Over 25,000

Gallatin	Bozeman Public Library	707,737	240,936	5,575
Silver Bow	Butte-Silver Bow Public Library	370,572	148,501	1,086
Flathead	Flathead County Library	892,966	16,418	18,942
Cascade	Great Falls Public Library	557,182	349,013	1,060
Lewis and Clark	Lewis and Clark Library	1,034,255	266,791	17,670
Missoula	Missoula Public Library	953,748	500,318	24,433
Yellowstone	Parmly Billings Library	1,183,814	397,268	9,251
		5,700,274	1,919,245	78,017

10,000 - 24,999

Gallatin	Belgrade Community Library	117,898	14,335	2,196
Big Horn	Big Horn County Public Library	109,492	41,116	0
Ravalli	Bitterroot Public Library	171,180	58,690	8,237
Jefferson	Boulder Community Library	130,058	40,173	2,138
Glacier	Glacier County Library	89,568	32,575	2,220
Hill	Havre-Hill County Library	135,558	48,580	1,500
Fergus	Lewistown Public Library	138,411	43,894	2,120
Lincoln	Lincoln County Public Libraries	204,360	32,633	975
Park	Livingston-Park County Public Library	186,747	62,649	2,187
Custer	Miles City Public Library	177,420	58,326	1,500
Lake	Polson City Library	107,305	33,691	4,692
Roosevelt	Roosevelt County Library	146,443	35,000	3,052
		1,714,440	501,662	30,817

5,000 - 9,999

Chouteau	Chouteau County Library	102,679	5,475	1,000
Beaverhead	Dillon Public Library	66,938	0	1,650
Valley	Glasgow City-County Library	72,375	18,759	1,707
Dawson	Glendive Public Library	118,674	9,774	2,017
Deer Lodge	Hearst Free Library	83,758	27,833	2,000
Yellowstone	Laurel Public Library	85,272	21,179	600
Ravalli	North Valley Public Library	101,143	8,052	680
Carbon	Red Lodge Carnegie Library	51,872	11,279	1,219
Lake	Ronan City Library	41,707	6,686	275
Rosebud	Rosebud County Library	137,940	25,308	3,889
Richland	Sidney-Richland County Library	115,843	31,926	4,634
Lake	St Ignatius School-Community Library	6,540	0	635
Stillwater	Stillwater County Library	64,723	17,049	494
Toole	Toole County Library	48,911	16,380	750
Powell	William K. Kohrs Memorial Library	41,005	5,402	500
		1,139,380	205,102	22,050

3,500 - 4,999

Blaine	Blaine County Library	45,068	15,022	1,023
Broadwater	Broadwater School and Community Library	101,997	11,308	2,317
Sweet Grass	Carnegie Public Library	45,172	10,123	408
Pondera	Conrad Public Library	67,278	11,092	400
Ravalli	Darby Community Public Library	38,100	9,190	1,280
Mineral	Mineral County Public Library	32,691	3,045	1,098
Phillips	Phillips County Library	45,515	17,293	1,000
Sanders	Plains Public Library District	41,456	5,775	1,797
Musselshell	Roundup School-Community Library	68,119	14,700	967
Sheridan	Sheridan County Library	67,480	19,626	1,796
Sanders	Thompson Falls Public Library	42,644	9,056	623
Madison	Thompson-Hickman County Library	50,387	13,401	1,594
Gallatin	Three Forks Community Library	41,357	5,160	900
		687,264	144,791	15,203

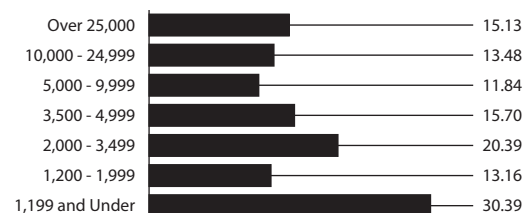
Library Expenditures by Service Area Population

print collection	electronic materials	other materials	other operating	total expenses	capital outlay	svc area pop	per capita
Over 25,000							
83,000	13,500	47,482	119,172	1,217,402	891,455	47,805	25.47
37,958	14,110	2,614	201,063	775,904	80,000	34,606	22.42
128,421	48,848	48,360	317,366	1,471,321	17,964	74,471	19.76
152,416	33,427	0	250,172	1,343,270	102,640	77,128	17.42
170,421	106,168	32,217	551,927	2,179,449	343,719	55,716	39.12
179,623	86,147	4,687	540,661	2,289,617	277,139	95,802	23.90
208,820	11,917	82,767	769,515	2,663,352	0	123,097	21.64
960,659	314,117	218,127	2,749,876	11,940,315	1,712,917	508,625	23.48
10,000 - 24,999							
26,848	0	0	49,655	210,932	5,360	10,272	20.53
38,000	45,000	0	61,500	295,108	0	12,671	23.29
38,880	2,118	0	79,605	358,710	265,422	23,844	15.04
63,152	2,800	8,898	56,118	303,337	0	10,049	30.19
26,576	2,341	4,352	32,113	189,745	11,972	13,247	14.32
34,000	1,738	0	28,950	250,326	1,100	16,673	15.01
28,187	10,211	1,000	46,665	270,488	3,000	11,250	24.04
17,927	2,961	1,619	55,733	316,208	0	18,837	16.79
24,867	5,115	12,085	79,028	372,678	0	15,694	23.75
12,000	0	0	0	249,246	0	11,696	21.31
11,369	9,298	239	80,284	246,878	0	11,789	20.94
36,620	5,656	2,568	50,432	279,771	8,082	10,620	26.34
358,426	87,238	30,761	620,083	3,343,427	294,936	166,642	20.06
5,000 - 9,999							
23,250	8,000	4,000	31,000	175,404	0	5,970	29.38
17,512	4,038	0	20,042	110,180	0	9,202	11.97
18,300	1,639	4,287	78,892	195,959	0	7,675	25.53
13,513	1,434	0	46,042	191,454	0	9,059	21.13
20,000	1,000	10,000	78,000	222,591	4,500	9,417	23.64
15,954	3,146	6,476	20,409	153,036	36,300	6,255	24.47
17,348	5,306	0	46,794	179,323	12,604	8,319	21.56
7,033	1,000	1,948	20,531	94,882	7,250	5,083	18.67
8,958	1,448	1,220	10,337	70,631	0	8,765	8.06
27,800	2,042	1,616	31,570	230,165	3,633	9,383	24.53
12,641	5,897	6,320	31,053	208,314	11,736	9,667	21.55
0	0	3,857	2,825	13,857	0	5,953	2.33
16,476	1,278	3,000	19,190	122,210	0	8,195	14.91
15,837	166	0	4,152	86,196	0	5,267	16.37
12,000	1,545	0	25,000	85,452	3,500	7,180	11.90
226,622	37,939	42,724	465,837	2,139,654	79,523	115,390	18.54
3,500 - 4,999							
17,057	2,076	0	13,974	94,220	2,511	4,299	21.92
12,530	3,210	1,038	8,081	140,481	764	4,385	32.04
9,584	1,000	2,000	15,200	83,487	0	3,609	23.13
9,210	1,530	775	13,319	103,604	2,120	4,498	23.03
10,862	800	0	39,926	100,158	0	3,907	25.64
9,857	840	242	15,228	63,001	0	3,884	16.22
9,444	1,323	1,322	3,193	79,090	2,311	4,601	17.19
8,497	545	0	20,004	78,074	0	3,808	20.50
8,864	1,020	1,444	50	95,164	1,249	4,497	21.16
21,075	1,684	0	9,961	121,622	0	4,105	29.63
7,696	545	0	35,716	96,280	0	4,728	20.36
8,261	1,190	2,770	4,952	82,555	4,360	4,084	20.21
5,000	0	0	24,507	76,924	0	3,546	21.69
137,937	15,763	9,591	204,111	1,214,660	13,315	53,951	22.51

Library Expenditures by Service Area Population

county	library	salaries	benefits	continuing education
2,000 - 3,499				
Carbon	Bridger Public Library	15,238	1,404	443
Teton	Choteau/Teton Public Library	30,853	9,925	602
Daniels	Daniels County Library	40,336	14,579	516
Fallon	Fallon County Library	87,040	29,845	1,669
Blaine	Harlem Public Library	29,240	9,747	905
Wheatland	Harlowton Public Library	33,186	5,424	0
Carbon	Joliet Public Library	9,480	0	1,188
Judith Basin	Judith Basin County Free Library	38,027	2,983	454
Liberty	Liberty County Library	39,440	6,555	276
Gallatin	Manhattan Community Library	73,005	25,952	400
Gallatin	West Yellowstone Public Library	55,538	13,629	2,000
		451,383	120,043	8,453
1,200 - 1,999				
Cascade	Belt Public Library	8,700	180	193
Teton	Dutton Public Library	12,053	2,193	186
Carter	Ekalaka Public Library	11,425	0	149
Teton	Fairfield Public Library	16,302	902	500
Garfield	Garfield County Library	13,432	3,588	1,352
McCone	George McCone Memorial County Library	24,550	5,328	300
Powder River	Henry A Malley Memorial Library	30,146	8,188	720
Meagher	Meagher County/City Library	24,010	4,813	1,552
Granite	Philipsburg Public Library	8,000	0	1,500
Prairie	Prairie County Library	19,256	3,206	248
Sanders	Preston Town County Library	19,432	1,079	578
Pondera	Valier Public Library	29,632	3,948	1,907
Cascade	Wedsworth Memorial Library	12,056	6,076	888
		228,994	39,501	10,073
1,199 and Under				
Fergus	Denton Public Library	4,375	0	0
Fergus	Dorothy Asbjornson Community Library	4,462	341	153
Granite	Drummond School Community Library	14,075	1,896	276
Madison	Madison Valley Public Library	36,800	4,500	549
Fergus	Moore Public Library	6,660	0	500
Petroleum	Petroleum County School-Community Library	27,911	3,136	261
Madison	Sheridan Public Library	22,895	6,208	438
Madison	Twin Bridges Public Library	11,853	6,257	666
Wibaux	Wibaux Public Library	26,137	4,119	500
		155,168	26,457	3,343
Statewide Totals		10,076,903	2,956,801	167,956

Average Employee Expenditures Per Capita by Service Area Population



Library Expenditures by Service Area Population

print collection	electronic materials	other materials	other operating	total expenses	capital outlay	svc area pop	per capita
2,000 - 3,499							
5,098	270	0	4,800	27,253	0	2,259	12.06
11,442	772	2,532	12,720	68,846	0	3,444	19.99
9,215	0	0	4,868	69,514	0	2,017	34.46
14,343	1,819	804	32,230	167,750	23,834	2,837	59.13
16,649	2,070	0	12,601	71,212	867	2,710	26.28
2,482	828	0	2,259	44,179	0	2,269	19.47
1,625	350	0	7,417	20,060	0	2,210	9.08
8,215	850	0	12,781	63,310	0	2,329	27.18
10,524	3,087	3,036	5,789	68,707	6,993	2,158	31.84
13,685	984	4,783	300	119,109	6,236	3,214	37.06
7,006	828	1,000	6,000	86,001	0	2,995	28.71
100,284	11,858	12,155	101,765	805,941	37,930	28,442	28.34
1,200 - 1,999							
4,997	3,850	0	2,845	20,765	3,238	1,522	13.64
4,773	2,608	960	98	22,871	400	1,401	16.32
2,339	440	738	5,597	20,688	0	1,360	15.21
350	5,000	340	7,825	31,219	0	1,599	19.52
3,554	270	219	707	23,122	3,231	1,279	18.08
691	0	4,509	7,719	43,097	0	1,977	21.80
8,668	545	0	10,561	58,828	0	1,858	31.66
700	677	4,091	15,795	51,638	1,286	1,932	26.73
3,000	200	0	3,700	16,400	0	1,713	9.57
4,563	0	1,537	7,496	36,306	0	1,199	30.28
1,754	580	0	5,550	28,973	0	1,691	17.13
8,153	0	0	1,507	45,147	18,653	1,926	23.44
2,795	270	0	3,764	25,849	0	1,708	15.13
46,337	14,440	12,394	73,164	424,903	26,808	21,165	20.08
1,199 and Under							
2,209	0	0	3,583	10,167	0	301	33.78
847	468	0	558	6,829	602	156	43.78
7,692	2,581	2,176	3,260	31,956	0	1,117	28.61
7,700	0	3,704	3,624	56,877	1,145	1,129	50.38
1,900	100	0	1,300	10,460	0	186	56.24
10,650	1,850	589	700	45,097	342	493	91.47
4,199	1,901	0	5,370	41,011	1,526	948	43.26
2,320	1,391	1,691	882	25,060	0	689	36.37
4,615	1,025	500	7,883	44,779	0	1,068	41.93
42,132	9,316	8,660	27,160	272,236	3,615	6,087	44.72
1,872,397	490,671	334,412	4,241,996	20,141,136	2,169,044	900,302	22.37

Average Collection Expenditures Per Capita by Service Area Population



Average Total Expenditures Per Capita by Service Area Population



Collection

county	library	print	print serials	audios	videos
Beaverhead	Dillon Public Library	19,672	36	630	920
Big Horn	Big Horn County Public Library	28,000	43	0	2,100
Blaine	Blaine County Library	20,392	55	770	912
	Harlem Public Library	12,473	65	366	447
Broadwater	Broadwater School and Community Library	39,808	50	508	807
Carbon	Bridger Public Library	14,618	4	696	229
	Joliet Public Library	11,657	4	58	344
	Red Lodge Carnegie Library	15,074	25	645	627
Carter	Ekalaka Public Library	7,902	3	255	650
Cascade	Belt Public Library	6,843	12	403	97
	Great Falls Public Library	149,965	234	3,088	3,771
	Wedsworth Memorial Library	5,849	7	437	654
Chouteau	Chouteau County Library	43,600	116	615	700
Custer	Miles City Public Library	37,178	127	1,155	1,889
Daniels	Daniels County Library	24,650	55	975	1,130
Dawson	Glendive Public Library	22,084	70	1,345	1,333
Deer Lodge	Hearst Free Library	25,451	88	1,327	1,499
Fallon	Fallon County Library	19,001	27	677	702
Fergus	Denton Public Library	6,042	0	210	115
	Dorothy Asbjornson Community Library	4,306	2	178	127
	Lewistown Public Library	34,716	41	1,712	1,446
	Moore Public Library	8,650	0	0	0
Flathead	Flathead County Library	144,774	356	6,235	7,622
Gallatin	Belgrade Community Library	20,983	47	1,104	1,444
	Bozeman Public Library	125,515	216	7,339	4,930
	Manhattan Community Library	23,399	20	754	541
	Three Forks Community Library	15,830	32	185	532
	West Yellowstone Public Library	17,313	38	682	555
Garfield	Garfield County Library	11,952	4	450	125
Glacier	Glacier County Library	36,926	60	879	899
Granite	Drummond School Community Library	13,958	22	100	172
	Philipsburg Public Library	6,000	0	98	424
Hill	Havre-Hill County Library	71,799	77	1,522	2,415
Jefferson	Boulder Community Library	63,122	109	2,522	5,496
Judith Basin	Judith Basin County Free Library	17,872	0	432	359
Lake	Polson City Library	40,011	79	630	759
	Ronan City Library	16,606	45	1,395	790
	St Ignatius School-Community Library	15,795	28	593	954
Lewis and Clark	Lewis and Clark Library	126,718	250	6,860	7,921
Liberty	Liberty County Library	28,724	21	1,005	1,070
Lincoln	Lincoln County Public Libraries	42,222	129	1,837	3,793
Madison	Madison Valley Public Library	14,292	30	558	1,203
	Sheridan Public Library	9,669	5	429	442
	Thompson-Hickman County Library	5,373	26	235	1,365
	Twin Bridges Public Library	6,903	0	252	1,174
McCone	George McCone Memorial County Library	18,800	36	278	714

Collection

e-books	electronic serials	databases	other	total	srv area pop	per capita
9,111	0	0	0	30,369	9,202	3.30
9,111	0	0	850	40,104	12,671	3.17
0	0	0	2	22,131	4,299	5.15
0	0	1	0	13,352	2,710	4.93
0	0	1	252	41,426	4,385	9.45
0	0	0	0	15,547	2,259	6.88
0	0	0	0	12,063	2,210	5.46
0	0	0	0	16,371	5,083	3.22
0	0	2	0	8,812	1,360	6.48
0	0	0	0	7,355	1,522	4.83
116	0	1	85	157,260	77,128	2.04
0	0	0	0	6,947	1,708	4.07
0	0	0	600	45,631	5,970	7.64
9,111	0	0	0	49,460	11,696	4.23
0	2	1	125	26,938	2,017	13.36
9,111	0	0	54	33,997	9,059	3.75
9,111	0	0	0	37,476	9,417	3.98
0	0	2	0	20,409	2,837	7.19
0	0	1	61	6,429	301	21.36
0	1	0	0	4,614	156	29.58
9,112	0	2	791	47,820	11,250	4.25
0	0	0	0	8,650	186	46.51
9,111	0	0	0	168,098	74,471	2.26
9,111	0	1	0	32,690	10,272	3.18
9,112	0	4	40	147,156	47,805	3.08
0	0	0	1,460	26,174	3,214	8.14
9,111	0	0	0	25,690	3,546	7.24
9,111	2	0	250	27,951	2,995	9.33
0	0	0	0	12,531	1,279	9.80
0	0	0	34	38,798	13,247	2.93
9,111	0	1	7	23,371	1,117	20.92
0	0	0	0	6,522	1,713	3.81
5	0	27	261	76,106	16,673	4.56
9,111	0	1	0	80,361	10,049	8.00
0	0	5	0	18,668	2,329	8.02
9,111	0	2	47	50,639	11,789	4.30
0	0	0	0	18,836	8,765	2.15
0	1	30	245	17,646	5,953	2.96
78	0	7	422	142,256	55,716	2.55
0	0	1	173	30,994	2,158	14.36
0	0	0	2,675	50,656	18,837	2.69
9,111	0	16	0	25,210	1,129	22.33
9,111	0	0	0	19,656	948	20.73
9,111	0	0	3	16,113	4,084	3.95
9,111	0	0	0	17,440	689	25.31
0	0	2	146	19,976	1,977	10.10

Collection

county	library	print	print serials	audios	videos
Meagher	Meagher County/City Library	15,304	1	935	412
Mineral	Mineral County Public Library	41,000	34	1,069	1,277
Missoula	Missoula Public Library	217,030	519	12,709	8,006
Musselshell	Roundup School-Community Library	22,588	36	1,022	521
Park	Livingston-Park County Public Library	54,085	256	2,333	1,755
Petroleum	Petroleum County School-Community Library	18,223	55	636	1,554
Phillips	Phillips County Library	21,449	27	315	350
Pondera	Conrad Public Library	16,787	6	657	1,124
	Valier Public Library	14,065	17	350	452
Powder River	Henry A Malley Memorial Library	24,500	25	450	200
Powell	William K. Kohrs Memorial Library	29,953	41	2,057	2,196
Prairie	Prairie County Library	13,215	9	369	674
Ravalli	Bitterroot Public Library	38,880	88	1,817	1,504
	Darby Community Public Library	7,002	34	82	17
	North Valley Public Library	19,240	38	977	2,332
Richland	Sidney-Richland County Library	26,255	70	1,735	1,295
Roosevelt	Roosevelt County Library	48,521	83	1,066	339
Rosebud	Rosebud County Library	46,773	126	2,232	2,823
Sanders	Plains Public Library District	15,702	45	338	251
	Preston Town County Library	16,223	29	148	768
	Thompson Falls Public Library	17,294	54	952	731
Sheridan	Sheridan County Library	34,451	61	2,586	808
Silver Bow	Butte-Silver Bow Public Library	65,005	230	1,297	2,590
Stillwater	Stillwater County Library	22,700	36	2,762	820
Sweet Grass	Carnegie Public Library	16,333	84	754	688
Teton	Choteau/Teton Public Library	18,798	18	1,463	2,497
	Dutton Public Library	6,015	3	240	818
	Fairfield Public Library	9,406	6	385	823
Toole	Toole County Library	22,932	30	666	1,060
Valley	Glasgow City-County Library	48,035	57	1,948	1,553
Wheatland	Harlowton Public Library	10,558	10	605	504
Wibaux	Wibaux Public Library	15,245	6	71	614
Yellowstone	Laurel Public Library	20,959	25	644	968
	Parmly Billings Library	264,767	327	20,329	24,583
Statewide Totals		2,731,780	5,180	118,423	133,105



Collection

e-books	electronic serials	databases	other	total	srv area pop	per capita
9,111	0	1	247	26,011	1,932	13.46
53	0	0	23	43,456	3,884	11.19
9,111	1	14	1,704	249,094	95,802	2.60
0	0	0	50	24,217	4,497	5.39
0	14	3	377	58,823	15,694	3.75
0	0	1	539	21,008	493	42.61
0	0	28	0	22,169	4,601	4.82
0	9	2	5,865	24,450	4,498	5.44
0	0	1	0	14,885	1,926	7.73
0	0	0	0	25,175	1,858	13.55
0	0	0	493	34,740	7,180	4.84
0	0	0	140	14,407	1,199	12.02
9,111	6	0	0	51,406	23,844	2.16
0	0	0	0	7,135	3,907	1.83
9,111	0	0	0	31,698	8,319	3.81
3,830	0	3	12	33,200	9,667	3.43
9,111	0	0	56	59,176	10,620	5.57
9,111	2	3	618	61,688	9,383	6.57
9,111	1	3	115	25,566	3,808	6.71
0	0	1	0	17,169	1,691	10.15
9,111	0	0	63	28,205	4,728	5.97
0	1	1	1	37,909	4,105	9.23
0	0	0	2,746	71,868	34,606	2.08
0	0	3	0	26,321	8,195	3.21
9,111	0	3	0	26,973	3,609	7.47
0	0	0	106	22,882	3,444	6.64
0	4	1	900	7,981	1,401	5.70
0	0	2	165	10,787	1,599	6.75
0	0	0	639	25,327	5,267	4.81
0	0	0	0	51,593	7,675	6.72
0	0	2	0	11,679	2,269	5.15
0	0	2	163	16,101	1,068	15.08
9,111	0	3	0	31,710	6,255	5.07
38	0	6	0	310,050	123,097	2.52
259,230	44	191	23,605	3,271,558	900,302	3.63

Top 5 Books Per Capita

Moore Public Library	46.51
Petroleum County School-Community Library	36.96
Dorothy Asbjornson Community Library	27.60
Denton Public Library	20.07
Wibaux Public Library	14.27

Top 5 Collection Per Capita

Moore Public Library	46.51%
Petroleum County School-Community Library	42.61%
Dorothy Asbjornson Community Library	29.58%
Twin Bridges Public Library	25.31%
Madison Valley Public Library	22.33%

Collection by Service Area Population

county	library	print	print serials	audios	videos
--------	---------	-------	---------------	--------	--------

Over 25,000

Gallatin	Bozeman Public Library	125,515	216	7,339	4,930
Silver Bow	Butte-Silver Bow Public Library	65,005	230	1,297	2,590
Flathead	Flathead County Library	144,774	356	6,235	7,622
Cascade	Great Falls Public Library	149,965	234	3,088	3,771
Lewis and Clark	Lewis and Clark Library	126,718	250	6,860	7,921
Missoula	Missoula Public Library	217,030	519	12,709	8,006
Yellowstone	Parmly Billings Library	264,767	327	20,329	24,583
		1,093,774	2,132	57,857	59,423

10,000 - 24,999

Gallatin	Belgrade Community Library	20,983	47	1,104	1,444
Big Horn	Big Horn County Public Library	28,000	43	0	2,100
Ravalli	Bitterroot Public Library	38,880	88	1,817	1,504
Jefferson	Boulder Community Library	63,122	109	2,522	5,496
Glacier	Glacier County Library	36,926	60	879	899
Hill	Havre-Hill County Library	71,799	77	1,522	2,415
Fergus	Lewistown Public Library	34,716	41	1,712	1,446
Lincoln	Lincoln County Public Libraries	42,222	129	1,837	3,793
Park	Livingston-Park County Public Library	54,085	256	2,333	1,755
Custer	Miles City Public Library	37,178	127	1,155	1,889
Lake	Polson City Library	40,011	79	630	759
Roosevelt	Roosevelt County Library	48,521	83	1,066	339
		516,443	1,139	16,577	23,839

5,000 - 9,999

Chouteau	Chouteau County Library	43,600	116	615	700
Beaverhead	Dillon Public Library	19,672	36	630	920
Valley	Glasgow City-County Library	48,035	57	1,948	1,553
Dawson	Glendive Public Library	22,084	70	1,345	1,333
Deer Lodge	Hearst Free Library	25,451	88	1,327	1,499
Yellowstone	Laurel Public Library	20,959	25	644	968
Ravalli	North Valley Public Library	19,240	38	977	2,332
Carbon	Red Lodge Carnegie Library	15,074	25	645	627
Lake	Ronan City Library	16,606	45	1,395	790
Rosebud	Rosebud County Library	46,773	126	2,232	2,823
Richland	Sidney-Richland County Library	26,255	70	1,735	1,295
Lake	St Ignatius School-Community Library	15,795	28	593	954
Stillwater	Stillwater County Library	22,700	36	2,762	820
Toole	Toole County Library	22,932	30	666	1,060
Powell	William K. Kohrs Memorial Library	29,953	41	2,057	2,196
		395,129	831	19,571	19,870

3,500 - 4,999

Blaine	Blaine County Library	20,392	55	770	912
Broadwater	Broadwater School and Community Library	39,808	50	508	807
Sweet Grass	Carnegie Public Library	16,333	84	754	688
Pondera	Conrad Public Library	16,787	6	657	1,124
Ravalli	Darby Community Public Library	7,002	34	82	17
Mineral	Mineral County Public Library	41,000	34	1,069	1,277
Phillips	Phillips County Library	21,449	27	315	350
Sanders	Plains Public Library District	15,702	45	338	251
Musselshell	Roundup School-Community Library	22,588	36	1,022	521
Sheridan	Sheridan County Library	34,451	61	2,586	808
Sanders	Thompson Falls Public Library	17,294	54	952	731
Madison	Thompson-Hickman County Library	5,373	26	235	1,365
Gallatin	Three Forks Community Library	15,830	32	185	532
		274,009	544	9,473	9,383

Collection by Service Area Population

e-books	electronic serials	databases	other	total	srv area pop	per capita
---------	--------------------	-----------	-------	-------	--------------	------------

Over 25,000

40	9,112	0	4	147,156	47,805	3.08
2,746	0	0	0	71,868	34,606	2.08
0	9,111	0	0	168,098	74,471	2.26
85	116	0	1	157,260	77,128	2.04
422	78	0	7	142,256	55,716	2.55
1,704	9,111	1	14	249,094	95,802	2.60
0	38	0	6	310,050	123,097	2.52
4,997	27,566	1	32	1,245,782	508,625	2.45

10,000 - 24,999

0	9,111	0	1	32,690	10,272	3.18
850	9,111	0	0	40,104	12,671	3.17
0	9,111	6	0	51,406	23,844	2.16
0	9,111	0	1	80,361	10,049	8.00
34	0	0	0	38,798	13,247	2.93
261	5	0	27	76,106	16,673	4.56
791	9,112	0	2	47,820	11,250	4.25
2,675	0	0	0	50,656	18,837	2.69
377	0	14	3	58,823	15,694	3.75
0	9,111	0	0	49,460	11,696	4.23
47	9,111	0	2	50,639	11,789	4.30
56	9,111	0	0	59,176	10,620	5.57
5,091	72,894	20	36	636,039	166,642	3.82

5,000 - 9,999

600	0	0	0	45,631	5,970	7.64
0	9,111	0	0	30,369	9,202	3.30
0	0	0	0	51,593	7,675	6.72
54	9,111	0	0	33,997	9,059	3.75
0	9,111	0	0	37,476	9,417	3.98
0	9,111	0	3	31,710	6,255	5.07
0	9,111	0	0	31,698	8,319	3.81
0	0	0	0	16,371	5,083	3.22
0	0	0	0	18,836	8,765	2.15
618	9,111	2	3	61,688	9,383	6.57
12	3,830	0	3	33,200	9,667	3.43
245	0	1	30	17,646	5,953	2.96
0	0	0	3	26,321	8,195	3.21
639	0	0	0	25,327	5,267	4.81
493	0	0	0	34,740	7,180	4.84
2,661	58,496	3	42	496,603	115,390	4.30

3,500 - 4,999

2	0	0	0	22,131	4,299	5.15
252	0	0	1	41,426	4,385	9.45
0	9,111	0	3	26,973	3,609	7.47
5,865	0	9	2	24,450	4,498	5.44
0	0	0	0	7,135	3,907	1.83
23	53	0	0	43,456	3,884	11.19
0	0	0	28	22,169	4,601	4.82
115	9,111	1	3	25,566	3,808	6.71
50	0	0	0	24,217	4,497	5.39
1	0	1	1	37,909	4,105	9.23
63	9,111	0	0	28,205	4,728	5.97
3	9,111	0	0	16,113	4,084	3.95
0	9,111	0	0	25,690	3,546	7.24
6,374	45,608	11	38	345,440	53,951	6.40

Collection by Service Area Population

county	library	print	print serials	audios	videos
--------	---------	-------	---------------	--------	--------

2,000 - 3,499

Carbon	Bridger Public Library	14,618	4	696	229
Teton	Choteau/Teton Public Library	18,798	18	1,463	2,497
Daniels	Daniels County Library	24,650	55	975	1,130
Fallon	Fallon County Library	19,001	27	677	702
Blaine	Harlem Public Library	12,473	65	366	447
Wheatland	Harlowton Public Library	10,558	10	605	504
Carbon	Joliet Public Library	11,657	4	58	344
Judith Basin	Judith Basin County Free Library	17,872	0	432	359
Liberty	Liberty County Library	28,724	21	1,005	1,070
Gallatin	Manhattan Community Library	23,399	20	754	541
Gallatin	West Yellowstone Public Library	17,313	38	682	555
		199,063	262	7,713	8,378

1,200 - 1,999

Cascade	Belt Public Library	6,843	12	403	97
Teton	Dutton Public Library	6,015	3	240	818
Carter	Ekalaka Public Library	7,902	3	255	650
Teton	Fairfield Public Library	9,406	6	385	823
Garfield	Garfield County Library	11,952	4	450	125
McCone	George McCone Memorial County Library	18,800	36	278	714
Powder River	Henry A Malley Memorial Library	24,500	25	450	200
Meagher	Meagher County/City Library	15,304	1	935	412
Granite	Philipsburg Public Library	6,000	0	98	424
Prairie	Prairie County Library	13,215	9	369	674
Sanders	Preston Town County Library	16,223	29	148	768
Pondera	Valier Public Library	14,065	17	350	452
Cascade	Wedsworth Memorial Library	5,849	7	437	654
		156,074	152	4,798	6,811

1,199 and Under

Fergus	Denton Public Library	6,042	0	210	115
Fergus	Dorothy Asbjornson Community Library	4,306	2	178	127
Granite	Drummond School Community Library	13,958	22	100	172
Madison	Madison Valley Public Library	14,292	30	558	1,203
Fergus	Moore Public Library	8,650	0	0	0
Petroleum	Petroleum County School-Community Library	18,223	55	636	1,554
Madison	Sheridan Public Library	9,669	5	429	442
Madison	Twin Bridges Public Library	6,903	0	252	1,174
Wibaux	Wibaux Public Library	15,245	6	71	614
		97,288	120	2,434	5,401

Statewide Totals		2,731,780	5,180	118,423	133,105
-------------------------	--	------------------	--------------	----------------	----------------



Collection by Service Area Population

e-books	electronic serials	databases	other	total	srv area pop	per capita
2,000 - 3,499						
0	0	0	0	15,547	2,259	6.88
106	0	0	0	22,882	3,444	6.64
125	0	2	1	26,938	2,017	13.36
0	0	0	2	20,409	2,837	7.19
0	0	0	1	13,352	2,710	4.93
0	0	0	2	11,679	2,269	5.15
0	0	0	0	12,063	2,210	5.46
0	0	0	5	18,668	2,329	8.02
173	0	0	1	30,994	2,158	14.36
1,460	0	0	0	26,174	3,214	8.14
250	9,111	2	0	27,951	2,995	9.33
2,114	9,111	4	12	226,657	28,442	7.97
1,200 - 1,999						
0	0	0	0	7,355	1,522	4.83
900	0	4	1	7,981	1,401	5.70
0	0	0	2	8,812	1,360	6.48
165	0	0	2	10,787	1,599	6.75
0	0	0	0	12,531	1,279	9.80
146	0	0	2	19,976	1,977	10.10
0	0	0	0	25,175	1,858	13.55
247	9,111	0	1	26,011	1,932	13.46
0	0	0	0	6,522	1,713	3.81
140	0	0	0	14,407	1,199	12.02
0	0	0	1	17,169	1,691	10.15
0	0	0	1	14,885	1,926	7.73
0	0	0	0	6,947	1,708	4.07
1,598	9,111	4	10	178,558	21,165	8.44
1,199 and Under						
61	0	0	1	6,429	301	21.36
0	0	1	0	4,614	156	29.58
7	9,111	0	1	23,371	1,117	20.92
0	9,111	0	16	25,210	1,129	22.33
0	0	0	0	8,650	186	46.51
539	0	0	1	21,008	493	42.61
0	9,111	0	0	19,656	948	20.73
0	9,111	0	0	17,440	689	25.31
163	0	0	2	16,101	1,068	15.08
770	36,444	1	21	142,479	6,087	23.41
259,230	44	191	23,605	3,271,558	900,302	3.63

Average Collection by Service Population

Over 25,000	177,969
10,000 - 24,999	53,003
5,000 - 9,999	33,107
3,500 - 4,999	26,572
2,000 - 3,499	20,605
1,200 - 1,999	13,735
1,199 and Under	15,831

Service Hours

county	library	Weekly Hours Open to Public		Annual Hours Open	Users	
		main	branch		per week	per year
Beaverhead	Dillon Public Library	44	0	2,288	756	39,312
Big Horn	Big Horn County Public Library	45	0	2,340	1,153	59,956
Blaine	Blaine County Library	31	0	1,612	130	6,760
	Harlem Public Library	25	0	1,300	54	2,808
Broadwater	Broadwater School and Community Library	61	0	3,172	1,103	57,356
Carbon	Bridger Public Library	17	0	884	73	3,796
	Joliet Public Library	20	0	1,040	59	3,068
	Red Lodge Carnegie Library	38	0	1,976	318	16,536
Carter	Ekalaka Public Library	20	0	1,040	54	2,808
Cascade	Belt Public Library	22	0	1,144	135	7,020
	Great Falls Public Library	58	0	3,016	4,356	226,512
	Wedsworth Memorial Library	23	0	1,196	148	7,696
Chouteau	Chouteau County Library	47	40	4,524	910	47,320
Custer	Miles City Public Library	45	0	2,340	850	44,200
Daniels	Daniels County Library	43	0	2,236	450	23,400
Dawson	Glendive Public Library	45	12	2,964	652	33,904
Deer Lodge	Hearst Free Library	54	0	2,808	1,460	75,920
Fallon	Fallon County Library	49	0	2,548	267	13,884
Fergus	Denton Public Library	38	0	1,976	35	1,820
	Dorothy Asbjornson Community Library	15	0	780	28	1,456
	Lewistown Public Library	31	0	1,612	1,191	61,932
	Moore Public Library	15	0	780	81	4,212
Flathead	Flathead County Library	53	126	9,308	7,372	383,344
Gallatin	Belgrade Community Library	48	0	2,496	1,562	81,224
	Bozeman Public Library	58	0	3,016	7,355	382,460
	Manhattan Community Library	33	0	1,716	826	42,952
	Three Forks Community Library	35	0	1,820	207	10,764
	West Yellowstone Public Library	38	0	1,976	333	17,316
Garfield	Garfield County Library	16	0	832	83	4,316
Glacier	Glacier County Library	42	32	3,848	674	35,048
Granite	Drummond School Community Library	16	0	832	200	10,400
	Philipsburg Public Library	15	0	780	31	1,612
Hill	Havre-Hill County Library	50	0	2,600	1,214	63,128
Jefferson	Boulder Community Library	30	30	3,120	1,155	60,060
Judith Basin	Judith Basin County Free Library	40	16	2,912	218	11,336
Lake	Polson City Library	42	0	2,184	900	46,800
	Ronan City Library	38	0	1,976	610	31,720
	St Ignatius School-Community Library	47	0	2,444	520	27,040
Lewis and Clark	Lewis and Clark Library	63	70	6,916	6,186	321,672
Liberty	Liberty County Library	38	0	1,976	185	9,620
Lincoln	Lincoln County Public Libraries	48	60	5,616	1,730	89,960
Madison	Madison Valley Public Library	40	0	2,080	220	11,440
	Sheridan Public Library	42	0	2,184	203	10,556
	Thompson-Hickman County Library	39	0	2,028	367	19,084
	Twin Bridges Public Library	50	0	2,600	210	10,920
McCone	George McCone Memorial County Library	24	0	1,248	165	8,580

Service Hours

county	library	Weekly Hours Open to Public		Annual Hours Open	Users	
		main	branch		per week	per year
Meagher	Meagher County/City Library	30	0	1,560	221	11,492
Mineral	Mineral County Public Library	30	20	2,600	442	22,984
Missoula	Missoula Public Library	64	60	6,448	9,365	486,980
Musselshell	Roundup School-Community Library	53	0	2,756	905	47,060
Park	Livingston-Park County Public Library	51	0	2,652	1,510	78,520
Petroleum	Petroleum County School-Community Library	47	0	2,444	185	9,620
Phillips	Phillips County Library	38	11	2,548	34	1,768
Pondera	Conrad Public Library	38	0	1,976	459	23,868
	Valier Public Library	35	0	1,820	139	7,228
Powder River	Henry A Malley Memorial Library	34	0	1,768	145	7,540
Powell	William K. Kohrs Memorial Library	34	0	1,768	409	21,268
Prairie	Prairie County Library	16	0	832	83	4,316
Ravalli	Bitterroot Public Library	40	0	2,080	1,280	66,560
	Darby Community Public Library	36	0	1,872	300	15,600
	North Valley Public Library	43	0	2,236	573	29,796
Richland	Sidney-Richland County Library	44	0	2,288	546	28,392
Roosevelt	Roosevelt County Library	49	54	5,356	711	36,972
Rosebud	Rosebud County Library	41	40	4,212	769	39,988
Sanders	Plains Public Library District	30	0	1,560	368	19,136
	Preston Town County Library	20	0	1,040	93	4,836
	Thompson Falls Public Library	30	0	1,560	468	24,336
Sheridan	Sheridan County Library	51	0	2,652	556	28,912
Silver Bow	Butte-Silver Bow Public Library	51	0	2,652	798	41,496
Stillwater	Stillwater County Library	44	0	2,288	480	24,960
Sweet Grass	Carnegie Public Library	43	0	2,236	475	24,700
Teton	Choteau/Teton Public Library	40	0	2,080	375	19,500
	Dutton Public Library	24	0	1,248	52	2,704
	Fairfield Public Library	19	0	988	140	7,280
Toole	Toole County Library	35	45	4,160	485	25,220
Valley	Glasgow City-County Library	52	30	4,264	1,325	68,900
Wheatland	Harlowton Public Library	52	0	2,704	305	15,860
Wibaux	Wibaux Public Library	27	0	1,404	140	7,280
Yellowstone	Laurel Public Library	45	0	2,340	407	21,164
	Parmly Billings Library	63	0	3,276	6,807	353,964
Statewide Totals		3,080	646	193,752	78,139	4,063,228



Service Hours by Service Area Population

county	library	Weekly Hours Open to Public		Annual Hours Open	Users	
		main	branch		per week	per year

Over 25,000

Gallatin	Bozeman Public Library	58	0	3,016	7,355	382,460
Silver Bow	Butte-Silver Bow Public Library	51	0	2,652	798	41,496
Flathead	Flathead County Library	53	126	9,308	7,372	383,344
Cascade	Great Falls Public Library	58	0	3,016	4,356	226,512
Lewis and Clark	Lewis and Clark Library	63	70	6,916	6,186	321,672
Missoula	Missoula Public Library	64	60	6,448	9,365	486,980
Yellowstone	Parmly Billings Library	63	0	3,276	6,807	353,964
		410	256	34,632	42,239	2,196,428

10,000 - 24,999

Gallatin	Belgrade Community Library	48	0	2,496	1,562	81,224
Big Horn	Big Horn County Public Library	45	0	2,340	1,153	59,956
Ravalli	Bitterroot Public Library	40	0	2,080	1,280	66,560
Jefferson	Boulder Community Library	30	30	3,120	1,155	60,060
Glacier	Glacier County Library	42	32	3,848	674	35,048
Hill	Havre-Hill County Library	50	0	2,600	1,214	63,128
Fergus	Lewistown Public Library	31	0	1,612	1,191	61,932
Lincoln	Lincoln County Public Libraries	48	60	5,616	1,730	89,960
Park	Livingston-Park County Public Library	51	0	2,652	1,510	78,520
Custer	Miles City Public Library	45	0	2,340	850	44,200
Lake	Polson City Library	42	0	2,184	900	46,800
Roosevelt	Roosevelt County Library	49	54	5,356	711	36,972
		521	176	36,244	13,930	724,360

5,000 - 9,999

Chouteau	Chouteau County Library	47	40	4,524	910	47,320
Beaverhead	Dillon Public Library	44	0	2,288	756	39,312
Valley	Glasgow City-County Library	52	30	4,264	1,325	68,900
Dawson	Glendive Public Library	45	12	2,964	652	33,904
Deer Lodge	Hearst Free Library	54	0	2,808	1,460	75,920
Yellowstone	Laurel Public Library	45	0	2,340	407	21,164
Ravalli	North Valley Public Library	43	0	2,236	573	29,796
Carbon	Red Lodge Carnegie Library	38	0	1,976	318	16,536
Lake	Ronan City Library	38	0	1,976	610	31,720
Rosebud	Rosebud County Library	41	40	4,212	769	39,988
Richland	Sidney-Richland County Library	44	0	2,288	546	28,392
Lake	St Ignatius School-Community Library	47	0	2,444	520	27,040
Stillwater	Stillwater County Library	44	0	2,288	480	24,960
Toole	Toole County Library	35	45	4,160	485	25,220
Powell	William K. Kohrs Memorial Library	34	0	1,768	409	21,268
		651	167	42,536	10,220	531,440

3,500 - 4,999

Blaine	Blaine County Library	31	0	1,612	130	6,760
Broadwater	Broadwater School and Community Library	61	0	3,172	1,103	57,356
Sweet Grass	Carnegie Public Library	43	0	2,236	475	24,700
Pondera	Conrad Public Library	38	0	1,976	459	23,868
Ravalli	Darby Community Public Library	36	0	1,872	300	15,600
Mineral	Mineral County Public Library	30	20	2,600	442	22,984
Phillips	Phillips County Library	38	11	2,548	34	1,768
Sanders	Plains Public Library District	30	0	1,560	368	19,136
Musselshell	Roundup School-Community Library	53	0	2,756	905	47,060
Sheridan	Sheridan County Library	51	0	2,652	556	28,912
Sanders	Thompson Falls Public Library	30	0	1,560	468	24,336
Madison	Thompson-Hickman County Library	39	0	2,028	367	19,084
Gallatin	Three Forks Community Library	35	0	1,820	207	10,764
		515	31	28,392	5,814	302,328

Service Hours by Service Area Population

county	library	Weekly Hours Open to Public		Annual Hours Open	Users	
		main	branch		per week	per year
2,000 - 3,499						
Carbon	Bridger Public Library	17	0	884	73	3,796
Teton	Choteau/Teton Public Library	40	0	2,080	375	19,500
Daniels	Daniels County Library	43	0	2,236	450	23,400
Fallon	Fallon County Library	49	0	2,548	267	13,884
Blaine	Harlem Public Library	25	0	1,300	54	2,808
Wheatland	Harlowton Public Library	52	0	2,704	305	15,860
Carbon	Joliet Public Library	20	0	1,040	59	3,068
Judith Basin	Judith Basin County Free Library	40	16	2,912	218	11,336
Liberty	Liberty County Library	38	0	1,976	185	9,620
Gallatin	Manhattan Community Library	33	0	1,716	826	42,952
Gallatin	West Yellowstone Public Library	38	0	1,976	333	17,316
		395	16	21,372	3,145	163,540
1,200 - 1,999						
Cascade	Belt Public Library	22	0	1,144	135	7,020
Teton	Dutton Public Library	24	0	1,248	52	2,704
Carter	Ekalaka Public Library	20	0	1,040	54	2,808
Teton	Fairfield Public Library	19	0	988	140	7,280
Garfield	Garfield County Library	16	0	832	83	4,316
McCone	George McCone Memorial County Library	24	0	1,248	165	8,580
Powder River	Henry A Malley Memorial Library	34	0	1,768	145	7,540
Meagher	Meagher County/City Library	30	0	1,560	221	11,492
Granite	Philipsburg Public Library	15	0	780	31	1,612
Prairie	Prairie County Library	16	0	832	83	4,316
Sanders	Preston Town County Library	20	0	1,040	93	4,836
Pondera	Valier Public Library	35	0	1,820	139	7,228
Cascade	Wedsworth Memorial Library	23	0	1,196	148	7,696
		298	0	15,496	1,489	77,428
1,199 and Under						
Fergus	Denton Public Library	38	0	1,976	35	1,820
Fergus	Dorothy Asbjornson Community Library	15	0	780	28	1,456
Granite	Drummond School Community Library	16	0	832	200	10,400
Madison	Madison Valley Public Library	40	0	2,080	220	11,440
Fergus	Moore Public Library	15	0	780	81	4,212
Petroleum	Petroleum County School-Community Library	47	0	2,444	185	9,620
Madison	Sheridan Public Library	42	0	2,184	203	10,556
Madison	Twin Bridges Public Library	50	0	2,600	210	10,920
Wibaux	Wibaux Public Library	27	0	1,404	140	7,280
		290	0	15,080	1,302	67,704
Statewide Totals		3,080	646	193,752	78,139	4,063,228

Top 5: Users Per Capita

Moore Public Library	6.15
Petroleum County School-Community Library	5.27
Madison Valley Public Library	3.09
Drummond School Community Library	2.89
Carnegie Public Library	2.88

Circulation

county	library	Reference Transactions		Annual Circulation			svc area pop	per cap circ
		weekly	yearly	juvenile	non-juvenile	total		
Beaverhead	Dillon Public Library	66	3,432	15,070	17,025	32,095	9,202	3.49
Big Horn	Big Horn County Public Library	30	1,560	4,198	32,493	36,691	12,671	2.90
Blaine	Blaine County Library	10	520	4,877	17,232	22,109	4,299	5.14
	Harlem Public Library	8	416	5,786	7,701	13,487	2,710	4.98
Broadwater	Broadwater School and Community Library	70	3,640	17,145	11,253	28,398	4,385	6.48
Carbon	Bridger Public Library	11	572	820	6,065	6,885	2,259	3.05
	Red Lodge Carnegie Library	18	936	6,972	14,604	21,576	5,083	4.24
Carter	Ekalaka Public Library	14	728	1,673	3,342	5,015	1,360	3.69
Cascade	Belt Public Library	35	1,820	1,433	6,213	7,646	1,522	5.02
	Great Falls Public Library	204	10,608	131,605	213,659	345,264	77,128	4.48
	Wedsworth Memorial Library	30	1,560	0	13,532	13,532	1,708	7.92
Chouteau	Chouteau County Library	90	4,680	48,000	64,100	112,100	5,970	18.78
Custer	Miles City Public Library	41	2,132	17,984	26,754	44,738	11,696	3.83
Daniels	Daniels County Library	75	3,900	5,210	18,045	23,255	2,017	11.53
Dawson	Glendive Public Library	37	1,924	10,086	18,958	29,044	9,059	3.21
Deer Lodge	Hearst Free Library	217	11,284	8,275	29,127	37,402	9,417	3.97
Fallon	Fallon County Library	21	1,092	6,640	16,868	23,508	2,837	8.29
Fergus	Denton Public Library	4	208	550	708	1,258	301	4.18
	Dorothy Asbjornson Community Library	2	104	418	423	841	156	5.39
	Lewistown Public Library	70	3,640	26,121	62,804	88,925	11,250	7.90
	Moore Public Library	22	1,144	680	1,800	2,480	186	13.33
Flathead	Flathead County Library	827	43,004	175,714	302,715	478,429	74,471	6.42
Gallatin	Belgrade Community Library	59	3,068	20,008	41,807	61,815	10,272	6.02
	Bozeman Public Library	1,322	68,744	245,676	355,574	601,250	47,805	12.58
	Manhattan Community Library	125	6,500	4,778	20,559	25,337	3,214	7.88
	Three Forks Community Library	43	2,236	4,762	11,252	16,014	3,546	4.52
	West Yellowstone Public Library	10	520	2,443	6,027	8,470	2,995	2.83
Garfield	Garfield County Library	5	260	894	2,608	3,502	1,279	2.74
Glacier	Glacier County Library	75	3,900	19,595	21,950	41,545	13,247	3.14
Granite	Drummond School Community Library	62	3,224	5,638	6,646	12,284	1,117	11.00
	Philipsburg Public Library	3	156	425	265	690	1,713	0.40
Hill	Havre-Hill County Library	40	2,080	16,715	101,512	118,227	16,673	7.09
Jefferson	Boulder Community Library	198	10,296	17,948	47,456	65,404	10,049	6.51
Judith Basin	Judith Basin County Free Library	11	572	2,846	8,220	11,066	2,329	4.75
Lake	Polson City Library	101	5,252	13,904	40,329	54,233	11,789	4.60
	Ronan City Library	27	1,404	9,139	22,240	31,379	8,765	3.58
	St Ignatius School-Community Library	125	6,500	9,056	37,101	46,157	5,953	7.75
Lewis and Clark	Lewis and Clark Library	160	8,320	152,723	310,074	462,797	55,716	8.31
Liberty	Liberty County Library	41	2,132	5,441	16,304	21,745	2,158	10.08
Lincoln	Lincoln County Public Libraries	47	2,444	14,275	94,253	108,528	18,837	5.76
Madison	Madison Valley Public Library	67	3,484	12,486	22,919	35,405	1,129	31.36
	Sheridan Public Library	14	728	1,021	3,116	4,137	948	4.36
	Thompson-Hickman County Library	190	9,880	1,758	14,604	16,362	4,084	4.01
	Twin Bridges Public Library	22	1,144	960	4,533	5,493	689	7.97
McCone	George McCone Memorial County Library	10	520	3,114	5,104	8,218	1,977	4.16

Circulation

county	library	Reference Transactions		Annual Circulation			svc area pop	per cap circ
		weekly	yearly	juvenile	non-juvenile	total		
Meagher	Meagher County/City Library	25	1,300	4,108	8,935	13,043	1,932	6.75
Mineral	Mineral County Public Library	100	5,200	4,587	23,868	28,455	3,884	7.33
Missoula	Missoula Public Library	800	41,600	184,701	552,469	737,170	95,802	7.69
Musselshell	Roundup School-Community Library	94	4,888	3,136	12,694	15,830	4,497	3.52
Park	Livingston-Park County Public Library	227	11,804	24,049	56,115	80,164	15,694	5.11
Petroleum	Petroleum County School-Community Library	50	2,600	5,500	2,205	7,705	493	15.63
Phillips	Phillips County Library	16	832	3,628	11,874	15,502	4,601	3.37
Pondera	Conrad Public Library	50	2,600	10,041	14,912	24,953	4,498	5.55
	Valier Public Library	41	2,132	4,394	6,612	11,006	1,926	5.71
Powder River	Henry A Malley Memorial Library	12	624	3,699	7,397	11,096	1,858	5.97
Powell	William K. Kohrs Memorial Library	20	1,040	0	25,516	25,516	7,180	3.55
Prairie	Prairie County Library	18	936	2,563	7,070	9,633	1,199	8.03
Ravalli	Bitterroot Public Library	158	8,216	44,825	66,068	110,893	23,844	4.65
	Darby Community Public Library	10	520	2,430	3,723	6,153	3,907	1.57
	North Valley Public Library	37	1,924	10,134	28,288	38,422	8,319	4.62
Richland	Sidney-Richland County Library	65	3,380	27,430	43,768	71,198	9,667	7.37
Roosevelt	Roosevelt County Library	40	2,080	10,516	24,929	35,445	10,620	3.34
Rosebud	Rosebud County Library	58	3,016	9,832	57,651	67,483	9,383	7.19
Sanders	Plains Public Library District	130	6,760	3,892	29,245	33,137	3,808	8.70
	Preston Town County Library	20	1,040	912	3,835	4,747	1,691	2.81
	Thompson Falls Public Library	87	4,524	6,626	21,339	27,965	4,728	5.91
Sheridan	Sheridan County Library	50	2,600	3,459	24,921	28,380	4,105	6.91
Silver Bow	Butte-Silver Bow Public Library	154	8,008	20,907	69,594	90,501	34,606	2.62
Stillwater	Stillwater County Library	100	5,200	10,704	24,205	34,909	8,195	4.26
Sweet Grass	Carnegie Public Library	200	10,400	7,465	21,702	29,167	3,609	8.08
Teton	Choteau/Teton Public Library	120	6,240	9,609	29,215	38,824	3,444	11.27
	Dutton Public Library	8	416	1,232	4,500	5,732	1,401	4.09
	Fairfield Public Library	13	676	4,875	4,903	9,778	1,599	6.12
Toole	Toole County Library	200	10,400	9,692	22,789	32,481	5,267	6.17
Valley	Glasgow City-County Library	32	1,664	7,544	30,646	38,190	7,675	4.98
Wheatland	Harlowton Public Library	28	1,456	2,475	9,964	12,439	2,269	5.48
Wibaux	Wibaux Public Library	52	2,704	2,322	4,545	6,867	1,068	6.43
Yellowstone	Laurel Public Library	22	1,144	21,056	17,825	38,881	6,255	6.22
	Parmly Billings Library	236	12,272	322,858	628,679	951,537	123,097	7.73
Statewide Totals		7,932	412,464	1,846,063	3,981,875	5,827,938	898,092	6.49

Top 5: Total Circulation

Parmly Billings Library	951,537
Missoula Public Library	737,170
Bozeman Public Library	601,250
Flathead County Library	478,429
Lewis and Clark Library	462,797

Top 5: Circulation Per Capita

Madison Valley Public Library	31.36
Chouteau County Library	18.78
Petroleum County School-Community Library	15.63
Moore Public Library	13.33
Bozeman Public Library	12.58

Circulation by Service Area Population

county	library	Reference Transactions		Annual Circulation			svc area pop	per cap circ
		weekly	yearly	juvenile	non-juvenile	total		
Over 25,000								
Gallatin	Bozeman Public Library	1,322	68,744	245,676	355,574	601,250	47,805	12.58
Silver Bow	Butte-Silver Bow Public Library	154	8,008	20,907	69,594	90,501	34,606	2.62
Flathead	Flathead County Library	827	43,004	175,714	302,715	478,429	74,471	6.42
Cascade	Great Falls Public Library	204	10,608	131,605	213,659	345,264	77,128	4.48
Lewis and Clark	Lewis and Clark Library	160	8,320	152,723	310,074	462,797	55,716	8.31
Missoula	Missoula Public Library	800	41,600	184,701	552,469	737,170	95,802	7.69
Yellowstone	Parmly Billings Library	236	12,272	322,858	628,679	951,537	123,097	7.73
		3,703	192,556	1,234,184	2,432,764	3,666,948	508,625	7.21
10,000 - 24,999								
Gallatin	Belgrade Community Library	59	3,068	20,008	41,807	61,815	10,272	6.02
Big Horn	Big Horn County Public Library	30	1,560	4,198	32,493	36,691	12,671	2.90
Ravalli	Bitterroot Public Library	158	8,216	44,825	66,068	110,893	23,844	4.65
Jefferson	Boulder Community Library	198	10,296	17,948	47,456	65,404	10,049	6.51
Glacier	Glacier County Library	75	3,900	19,595	21,950	41,545	13,247	3.14
Hill	Havre-Hill County Library	40	2,080	16,715	101,512	118,227	16,673	7.09
Fergus	Lewistown Public Library	70	3,640	26,121	62,804	88,925	11,250	7.90
Lincoln	Lincoln County Public Libraries	47	2,444	14,275	94,253	108,528	18,837	5.76
Park	Livingston-Park County Public Library	227	11,804	24,049	56,115	80,164	15,694	5.11
Custer	Miles City Public Library	41	2,132	17,984	26,754	44,738	11,696	3.83
Lake	Polson City Library	101	5,252	13,904	40,329	54,233	11,789	4.60
Roosevelt	Roosevelt County Library	40	2,080	10,516	24,929	35,445	10,620	3.34
		1,086	56,472	230,138	616,470	846,608	166,642	5.08
5,000 - 9,999								
Chouteau	Chouteau County Library	90	4,680	48,000	64,100	112,100	5,970	18.78
Beaverhead	Dillon Public Library	66	3,432	15,070	17,025	32,095	9,202	3.49
Valley	Glasgow City-County Library	32	1,664	7,544	30,646	38,190	7,675	4.98
Dawson	Glendive Public Library	37	1,924	10,086	18,958	29,044	9,059	3.21
Deer Lodge	Hearst Free Library	217	11,284	8,275	29,127	37,402	9,417	3.97
Yellowstone	Laurel Public Library	22	1,144	21,056	17,825	38,881	6,255	6.22
Ravalli	North Valley Public Library	37	1,924	10,134	28,288	38,422	8,319	4.62
Carbon	Red Lodge Carnegie Library	18	936	6,972	14,604	21,576	5,083	4.24
Lake	Ronan City Library	27	1,404	9,139	22,240	31,379	8,765	3.58
Rosebud	Rosebud County Library	58	3,016	9,832	57,651	67,483	9,383	7.19
Richland	Sidney-Richland County Library	65	3,380	27,430	43,768	71,198	9,667	7.37
Lake	St Ignatius School-Community Library	125	6,500	9,056	37,101	46,157	5,953	7.75
Stillwater	Stillwater County Library	100	5,200	10,704	24,205	34,909	8,195	4.26
Toole	Toole County Library	200	10,400	9,692	22,789	32,481	5,267	6.17
Powell	William K. Kohrs Memorial Library	20	1,040	0	25,516	25,516	7,180	3.55
		1,114	57,928	202,990	453,843	656,833	115,390	5.69
3,500 - 4,999								
Blaine	Blaine County Library	10	520	4,877	17,232	22,109	4,299	5.14
Broadwater	Broadwater School and Community Library	70	3,640	17,145	11,253	28,398	4,385	6.48
Sweet Grass	Carnegie Public Library	200	10,400	7,465	21,702	29,167	3,609	8.08
Pondera	Conrad Public Library	50	2,600	10,041	14,912	24,953	4,498	5.55
Ravalli	Darby Community Public Library	10	520	2,430	3,723	6,153	3,907	1.57
Mineral	Mineral County Public Library	100	5,200	4,587	23,868	28,455	3,884	7.33
Phillips	Phillips County Library	16	832	3,628	11,874	15,502	4,601	3.37
Sanders	Plains Public Library District	130	6,760	3,892	29,245	33,137	3,808	8.70
Musselshell	Roundup School-Community Library	94	4,888	3,136	12,694	15,830	4,497	3.52
Sheridan	Sheridan County Library	50	2,600	3,459	24,921	28,380	4,105	6.91
Sanders	Thompson Falls Public Library	87	4,524	6,626	21,339	27,965	4,728	5.91
Madison	Thompson-Hickman County Library	190	9,880	1,758	14,604	16,362	4,084	4.01
Gallatin	Three Forks Community Library	43	2,236	4,762	11,252	16,014	3,546	4.52
		1,050	54,600	73,806	218,619	292,425	53,951	5.42

Circulation by Service Area Population

county	library	Reference Transactions		Annual Circulation			svc area pop	per cap circ
		weekly	yearly	juvenile	non-juvenile	total		
2,000 - 3,499								
Carbon	Bridger Public Library	11	572	820	6,065	6,885	2,259	3.05
Teton	Choteau/Teton Public Library	120	6,240	9,609	29,215	38,824	3,444	11.27
Daniels	Daniels County Library	75	3,900	5,210	18,045	23,255	2,017	11.53
Fallon	Fallon County Library	21	1,092	6,640	16,868	23,508	2,837	8.29
Blaine	Harlem Public Library	8	416	5,786	7,701	13,487	2,710	4.98
Wheatland	Harlowton Public Library	28	1,456	2,475	9,964	12,439	2,269	5.48
Judith Basin	Judith Basin County Free Library	11	572	2,846	8,220	11,066	2,329	4.75
Liberty	Liberty County Library	41	2,132	5,441	16,304	21,745	2,158	10.08
Gallatin	Manhattan Community Library	125	6,500	4,778	20,559	25,337	3,214	7.88
Gallatin	West Yellowstone Public Library	10	520	2,443	6,027	8,470	2,995	2.83
		450	23,400	46,048	138,968	185,016	26,232	7.05
1,200 - 1,999								
Cascade	Belt Public Library	35	1,820	1,433	6,213	7,646	1,522	5.02
Teton	Dutton Public Library	8	416	1,232	4,500	5,732	1,401	4.09
Carter	Ekalaka Public Library	14	728	1,673	3,342	5,015	1,360	3.69
Teton	Fairfield Public Library	13	676	4,875	4,903	9,778	1,599	6.12
Garfield	Garfield County Library	5	260	894	2,608	3,502	1,279	2.74
McCone	George McCone Memorial County Library	10	520	3,114	5,104	8,218	1,977	4.16
Powder River	Henry A Malley Memorial Library	12	624	3,699	7,397	11,096	1,858	5.97
Meagher	Meagher County/City Library	25	1,300	4,108	8,935	13,043	1,932	6.75
Granite	Philipsburg Public Library	3	156	425	265	690	1,713	0.40
Prairie	Prairie County Library	18	936	2,563	7,070	9,633	1,199	8.03
Sanders	Preston Town County Library	20	1,040	912	3,835	4,747	1,691	2.81
Pondera	Valier Public Library	41	2,132	4,394	6,612	11,006	1,926	5.71
Cascade	Wedsworth Memorial Library	30	1,560	0	13,532	13,532	1,708	7.92
		234	12,168	29,322	74,316	103,638	21,165	4.90
1,199 and Under								
Fergus	Denton Public Library	4	208	550	708	1,258	301	4.18
Fergus	Dorothy Asbjornson Community Library	2	104	418	423	841	156	5.39
Granite	Drummond School Community Library	62	3,224	5,638	6,646	12,284	1,117	11.00
Madison	Madison Valley Public Library	67	3,484	12,486	22,919	35,405	1,129	31.36
Fergus	Moore Public Library	22	1,144	680	1,800	2,480	186	13.33
Petroleum	Petroleum County School-Community Library	50	2,600	5,500	2,205	7,705	493	15.63
Madison	Sheridan Public Library	14	728	1,021	3,116	4,137	948	4.36
Madison	Twin Bridges Public Library	22	1,144	960	4,533	5,493	689	7.97
Wibaux	Wibaux Public Library	52	2,704	2,322	4,545	6,867	1,068	6.43
		295	15,340	29,575	46,895	76,470	6,087	12.56
Statewide Totals		7,932	412,464	1,846,063	3,981,875	5,827,938	898,092	6.49

Average Reference Transactions Per Capita Per Year by Service Area Population



Average Circulation by Service Population

Service Population	children's	adults	total
Over 25,000	176,312	347,538	523,850
10,000 - 24,999	19,178	51,373	70,551
5,000 - 9,999	13,533	30,256	43,789
3,500 - 4,999	5,677	16,817	22,494
2,000 - 3,499	4,605	13,897	18,502
1,200 - 1,999	2,256	5,717	7,972
1,199 and Under	3,286	5,211	8,497

Programs

county	library	Programs Offered				Program Attendance			
		children	young adults	adults	total	children	young adults	adults	total
Beaverhead	Dillon Public Library	30	0	4	34	1,143	0	134	1,277
Big Horn	Big Horn County Public Library	107	0	0	107	2,931	0	0	2,931
Blaine	Blaine County Library	48	0	1	49	841	0	70	911
	Harlem Public Library	38	0	1	39	345	0	38	383
Broadwater	Broadwater School and Community Library	10	10	5	25	1,796	622	1,182	3,600
Carbon	Bridger Public Library	6	0	0	6	180	0	0	180
	Joliet Public Library	78	8	5	91	656	45	367	1,068
	Red Lodge Carnegie Library	51	0	16	67	650	0	288	938
Carter	Ekalaka Public Library	40	7	17	64	324	38	90	452
Cascade	Belt Public Library	2	0	0	2	35	0	0	35
	Great Falls Public Library	199	12	85	296	8,113	140	3,760	12,013
	Wedsworth Memorial Library	46	2	9	57	568	0	73	641
Chouteau	Chouteau County Library	115	10	64	189	1,655	40	782	2,477
Custer	Miles City Public Library	151	6	79	236	2,624	164	984	3,772
Daniels	Daniels County Library	67	0	13	80	1,480	0	125	1,605
Dawson	Glendive Public Library	60	3	12	75	1,903	32	230	2,165
Deer Lodge	Hearst Free Library	25	20	10	55	1,435	450	525	2,410
Fallon	Fallon County Library	44	0	7	51	776	0	45	821
Fergus	Denton Public Library	1	1	1	3	30	12	3	45
	Dorothy Asbjornson Community Library	5	0	10	15	81	0	98	179
	Lewistown Public Library	125	12	51	188	3,359	191	627	4,177
	Moore Public Library	2	1	2	5	11	4	7	22
Flathead	Flathead County Library	392	37	137	566	7,995	1,831	4,898	14,724
Gallatin	Belgrade Community Library	57	0	39	96	2,992	0	571	3,563
	Bozeman Public Library	451	9	84	544	15,926	173	3,384	19,483
	Manhattan Community Library	15	12	7	34	453	263	238	954
	Three Forks Community Library	80	5	17	102	914	130	449	1,493
	West Yellowstone Public Library	160	0	50	210	804	0	202	1,006
Garfield	Garfield County Library	8	1	3	12	196	6	250	452
Glacier	Glacier County Library	180	0	37	217	3,731	0	390	4,121
Granite	Drummond School Community Library	13	5	25	43	272	243	484	999
	Philipsburg Public Library	1	0	7	8	0	0	0	0
Hill	Havre-Hill County Library	67	2	40	109	2,709	160	1,673	4,542
Jefferson	Boulder Community Library	63	0	12	75	1,413	0	524	1,937
Judith Basin	Judith Basin County Free Library	78	6	15	99	703	50	337	1,090
Lake	Polson City Library	264	8	12	284	4,161	258	1,519	5,938
	Ronan City Library	37	1	10	48	457	18	258	733
	St Ignatius School-Community Library	8	7	4	19	153	38	18	209
Lewis and Clark	Lewis and Clark Library	329	147	214	690	13,779	4,456	11,069	29,304
Liberty	Liberty County Library	24	1	12	37	194	81	220	495
Lincoln	Lincoln County Public Libraries	128	0	0	128	1,667	0	1,724	3,391
Madison	Madison Valley Public Library	55	16	25	96	1,145	327	959	2,431
	Sheridan Public Library	48	0	60	108	352	0	431	783
	Thompson-Hickman County Library	8	7	4	19	109	97	63	269
	Twin Bridges Public Library	40	0	3	43	21	0	209	230
McCone	George McCone Memorial County Library	3	0	0	3	88	0	0	88

Programs

county	library	Programs Offered				Program Attendance			
		children	young adults	adults	total	children	young adults	adults	total
Meagher	Meagher County/City Library	61	0	13	74	954	0	80	1,034
Mineral	Mineral County Public Library	130	1	2	133	325	3	100	428
Missoula	Missoula Public Library	416	74	93	583	13,723	441	2,021	16,185
Musselshell	Roundup School-Community Library	35	48	22	105	335	1,178	437	1,950
Park	Livingston-Park County Public Library	244	49	28	321	5,665	431	227	6,323
Petroleum	Petroleum County School-Community Library	45	0	12	57	3,550	0	120	3,670
Phillips	Phillips County Library	30	1	10	41	300	7	141	448
Pondera	Conrad Public Library	159	15	16	190	2,640	158	731	3,529
	Valier Public Library	20	0	13	33	252	0	132	384
Powder River	Henry A Malley Memorial Library	35	2	3	40	742	129	59	930
Powell	William K. Kohrs Memorial Library	58	0	24	82	710	20	539	1,269
Prairie	Prairie County Library	39	0	22	61	508	0	243	751
Ravalli	Bitterroot Public Library	108	6	44	158	4,130	111	561	4,802
	Darby Community Public Library	42	0	20	62	537	0	478	1,015
	North Valley Public Library	62	0	55	117	1,184	0	1,680	2,864
Richland	Sidney-Richland County Library	56	3	12	71	1,724	62	584	2,370
Roosevelt	Roosevelt County Library	27	1	5	33	521	31	166	718
Rosebud	Rosebud County Library	234	50	118	402	1,644	684	1,755	4,083
Sanders	Plains Public Library District	15	7	5	27	270	84	100	454
	Preston Town County Library	3	2	2	7	66	17	18	101
	Thompson Falls Public Library	3	1	4	8	202	12	105	319
Sheridan	Sheridan County Library	36	13	3	52	329	93	150	572
Silver Bow	Butte-Silver Bow Public Library	201	4	3	208	6,365	35	165	6,565
Stillwater	Stillwater County Library	63	4	7	74	1,000	50	175	1,225
Sweet Grass	Carnegie Public Library	4	1	4	9	285	15	62	362
Teton	Choteau/Teton Public Library	80	18	6	104	1,060	270	180	1,510
	Dutton Public Library	1	0	0	1	6	0	0	6
	Fairfield Public Library	28	0	0	28	200	0	0	200
Toole	Toole County Library	78	0	10	88	880	0	168	1,048
Valley	Glasgow City-County Library	50	1	3	54	662	16	189	867
Wheatland	Harlowton Public Library	1	2	0	3	1,816	3,304	0	5,120
Wibaux	Wibaux Public Library	28	21	30	79	349	109	335	793
Yellowstone	Laurel Public Library	54	8	10	72	253	55	52	360
	Parmly Billings Library	379	23	126	528	14,268	242	2,630	17,140
Statewide Totals		6,584	711	1,934	9,229	158,625	17,426	229,732	53,681

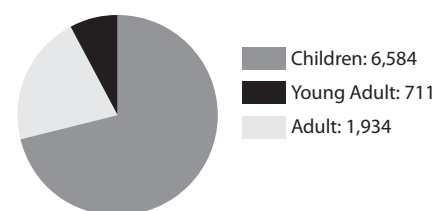
Top 5: Total Programs

Lewis and Clark Library	690
Missoula Public Library	583
Flathead County Library	566
Bozeman Public Library	544
Parmly Billings Library	528

Top 5: Total Program Attendance

Lewis and Clark Library	29,304
Bozeman Public Library	19,483
Parmly Billings Library	17,140
Missoula Public Library	16,185
Flathead County Library	14,724

Total Statewide Programs



Interlibrary Loans

county	library	Loaned			Borrowed		
		in state	out of state	total	in state	out of state	total
Beaverhead	Dillon Public Library	273	28	301	198	49	247
Big Horn	Big Horn County Public Library	523	46	569	257	56	313
Blaine	Blaine County Library	358	12	370	46	2	48
	Harlem Public Library	121	3	124	27	4	31
Broadwater	Broadwater School and Community Library	61	5	66	56	27	83
Carbon	Bridger Public Library	0	0	0	17	1	18
	Joliet Public Library	0	0	0	51	3	54
	Red Lodge Carnegie Library	0	0	0	188	18	206
Carter	Ekalaka Public Library	12	2	14	0	0	0
Cascade	Belt Public Library	0	0	0	38	0	38
	Great Falls Public Library	1,140	349	1,489	909	759	1,668
	Wedsworth Memorial Library	32	5	37	23	5	28
Chouteau	Chouteau County Library	107	4	111	45	19	64
Custer	Miles City Public Library	5,686	23	5,709	1,611	69	1,680
Daniels	Daniels County Library	4	0	4	189	90	279
Dawson	Glendive Public Library	4,246	43	4,289	728	77	805
Deer Lodge	Hearst Free Library	4,688	66	4,754	1,775	62	1,837
Fallon	Fallon County Library	240	79	319	9	305	314
Fergus	Denton Public Library	0	0	0	15	2	17
	Dorothy Asbjornson Community Library	0	0	0	0	0	0
	Lewistown Public Library	406	137	543	229	114	343
	Moore Public Library	1	0	1	4	0	4
Flathead	Flathead County Library	19,923	392	20,315	39,028	416	39,444
Gallatin	Belgrade Community Library	1,886	18	1,904	1,670	49	1,719
	Bozeman Public Library	2,685	338	3,023	3,518	931	4,449
	Manhattan Community Library	8	0	8	88	0	88
	Three Forks Community Library	1,326	0	1,326	505	30	535
	West Yellowstone Public Library	657	0	657	50	7	57
Garfield	Garfield County Library	0	0	0	28	0	28
Glacier	Glacier County Library	243	32	275	220	50	270
Granite	Drummond School Community Library	1,772	0	1,772	594	0	594
	Philipsburg Public Library	0	0	0	45	0	45
Hill	Havre-Hill County Library	772	112	884	354	227	581
Jefferson	Boulder Community Library	1,066	245	1,311	1,378	295	1,673
Judith Basin	Judith Basin County Free Library	78	11	89	101	3	104
Lake	Polson City Library	2,888	20	2,908	3,651	74	3,725
	Ronan City Library	183	21	204	97	49	146
	St Ignatius School-Community Library	68	11	79	235	37	272
Lewis and Clark	Lewis and Clark Library	1,314	926	2,240	1,563	1,463	3,026
Liberty	Liberty County Library	253	16	269	98	26	124
Lincoln	Lincoln County Public Libraries	418	79	497	1,151	760	1,911
Madison	Madison Valley Public Library	346	20	366	454	4	458
	Sheridan Public Library	98	1	99	230	7	237
	Thompson-Hickman County Library	129	11	140	151	4	155
	Twin Bridges Public Library	141	0	141	560	35	595
McCone	George McCone Memorial County Library	39	0	39	84	0	84

Interlibrary Loans

county	library	Loaned			Borrowed		
		in state	out of state	total	in state	out of state	total
Meagher	Meagher County/City Library	235	19	254	1,156	378	1,534
Mineral	Mineral County Public Library	3,850	40	3,890	45	45	90
Missoula	Missoula Public Library	33,059	946	34,005	43,109	1,536	44,645
Musselshell	Roundup School-Community Library	97	15	112	319	6	325
Park	Livingston-Park County Public Library	332	362	694	382	146	528
Petroleum	Petroleum County School-Community Library	82	42	124	193	42	235
Phillips	Phillips County Library	73	6	79	141	0	141
Pondera	Conrad Public Library	68	1	69	239	40	279
	Valier Public Library	118	17	135	298	6	304
Powder River	Henry A Malley Memorial Library	100	12	112	177	48	225
Powell	William K. Kohrs Memorial Library	471	210	681	236	159	395
Prairie	Prairie County Library	62	12	74	242	66	308
Ravalli	Bitterroot Public Library	7,313	85	7,398	11,913	2,417	14,330
	Darby Community Public Library	0	0	0	59	22	81
	North Valley Public Library	132	53	185	94	116	210
Richland	Sidney-Richland County Library	341	84	425	87	70	157
Roosevelt	Roosevelt County Library	487	17	504	402	189	591
Rosebud	Rosebud County Library	874	299	1,173	277	145	422
Sanders	Plains Public Library District	255	26	281	154	50	204
	Preston Town County Library	0	0	0	156	12	168
	Thompson Falls Public Library	270	44	314	412	200	612
Sheridan	Sheridan County Library	331	72	403	428	105	533
Silver Bow	Butte-Silver Bow Public Library	848	71	919	626	330	956
Stillwater	Stillwater County Library	62	5	67	307	40	347
Sweet Grass	Carnegie Public Library	87	11	98	208	25	233
Teton	Choteau/Teton Public Library	170	8	178	163	7	170
	Dutton Public Library	2	0	2	86	2	88
	Fairfield Public Library	0	0	0	112	35	147
Toole	Toole County Library	123	6	129	235	87	322
Valley	Glasgow City-County Library	495	46	541	643	375	1,018
Wheatland	Harlowton Public Library	0	0	0	0	0	0
Wibaux	Wibaux Public Library	115	8	123	31	6	37
Yellowstone	Laurel Public Library	9	0	9	129	0	129
	Parmly Billings Library	505	52	557	172	138	310
Statewide Totals		105,157	5,624	110,781	125,499	12,972	138,471

Top 5: Interlibrary Loans - In State

Missoula Public Library	33,059
Flathead County Library	19,923
Bitterroot Public Library	7,313
Miles City Public Library	5,686
Hearst Free Library	4,688

Top 5: Interlibrary Borrows - In State

Missoula Public Library	43,109
Flathead County Library	39,028
Bitterroot Public Library	11,913
Polson City Library	3,651
Bozeman Public Library	3,518

Interlibrary Loans by Service Area Population

county	library	Loaned			Borrowed		
		in state	out of state	total	in state	out of state	total
Over 25,000							
Gallatin	Bozeman Public Library	2,685	338	3,023	3,518	931	4,449
Silver Bow	Butte-Silver Bow Public Library	848	71	919	626	330	956
Flathead	Flathead County Library	19,923	392	20,315	39,028	416	39,444
Cascade	Great Falls Public Library	1,140	349	1,489	909	759	1,668
Lewis and Clark	Lewis and Clark Library	1,314	926	2,240	1,563	1,463	3,026
Missoula	Missoula Public Library	33,059	946	34,005	43,109	1,536	44,645
Yellowstone	Parmly Billings Library	505	52	557	172	138	310
		59,474	3,074	62,548	88,925	5,573	94,498
10,000 - 24,999							
Gallatin	Belgrade Community Library	1,886	18	1,904	1,670	49	1,719
Big Horn	Big Horn County Public Library	523	46	569	257	56	313
Ravalli	Bitterroot Public Library	7,313	85	7,398	11,913	2,417	14,330
Jefferson	Boulder Community Library	1,066	245	1,311	1,378	295	1,673
Glacier	Glacier County Library	243	32	275	220	50	270
Hill	Havre-Hill County Library	772	112	884	354	227	581
Fergus	Lewistown Public Library	406	137	543	229	114	343
Lincoln	Lincoln County Public Libraries	418	79	497	1,151	760	1,911
Park	Livingston-Park County Public Library	332	362	694	382	146	528
Custer	Miles City Public Library	5,686	23	5,709	1,611	69	1,680
Lake	Polson City Library	2,888	20	2,908	3,651	74	3,725
Roosevelt	Roosevelt County Library	487	17	504	402	189	591
		22,020	1,176	23,196	23,218	4,446	27,664
5,000 - 9,999							
Chouteau	Chouteau County Library	107	4	111	45	19	64
Beaverhead	Dillon Public Library	273	28	301	198	49	247
Valley	Glasgow City-County Library	495	46	541	643	375	1,018
Dawson	Glendive Public Library	4,246	43	4,289	728	77	805
Deer Lodge	Hearst Free Library	4,688	66	4,754	1,775	62	1,837
Yellowstone	Laurel Public Library	9	0	9	129	0	129
Ravalli	North Valley Public Library	132	53	185	94	116	210
Carbon	Red Lodge Carnegie Library	0	0	0	188	18	206
Lake	Ronan City Library	183	21	204	97	49	146
Rosebud	Rosebud County Library	874	299	1,173	277	145	422
Richland	Sidney-Richland County Library	341	84	425	87	70	157
Lake	St Ignatius School-Community Library	68	11	79	235	37	272
Stillwater	Stillwater County Library	62	5	67	307	40	347
Toole	Toole County Library	123	6	129	235	87	322
Powell	William K. Kohrs Memorial Library	471	210	681	236	159	395
		12,072	876	12,948	5,274	1,303	6,577
3,500 - 4,999							
Blaine	Blaine County Library	358	12	370	46	2	48
Broadwater	Broadwater School and Community Library	61	5	66	56	27	83
Sweet Grass	Carnegie Public Library	87	11	98	208	25	233
Pondera	Conrad Public Library	68	1	69	239	40	279
Ravalli	Darby Community Public Library	0	0	0	59	22	81
Mineral	Mineral County Public Library	3,850	40	3,890	45	45	90
Phillips	Phillips County Library	73	6	79	141	0	141
Sanders	Plains Public Library District	255	26	281	154	50	204
Musselshell	Roundup School-Community Library	97	15	112	319	6	325
Sheridan	Sheridan County Library	331	72	403	428	105	533
Sanders	Thompson Falls Public Library	270	44	314	412	200	612
Madison	Thompson-Hickman County Library	129	11	140	151	4	155
Gallatin	Three Forks Community Library	1,326	0	1,326	505	30	535
		6,905	243	7,148	2,763	556	3,319

Interlibrary Loans by Service Area Population

county	library	Loaned			Borrowed		
		in state	out of state	total	in state	out of state	total
2,000 - 3,499							
Carbon	Bridger Public Library	0	0	0	17	1	18
Teton	Choteau/Teton Public Library	170	8	178	163	7	170
Daniels	Daniels County Library	4	0	4	189	90	279
Fallon	Fallon County Library	240	79	319	9	305	314
Blaine	Harlem Public Library	121	3	124	27	4	31
Wheatland	Harlowton Public Library	0	0	0	0	0	0
Carbon	Joliet Public Library	0	0	0	51	3	54
Judith Basin	Judith Basin County Free Library	78	11	89	101	3	104
Liberty	Liberty County Library	253	16	269	98	26	124
Gallatin	Manhattan Community Library	8	0	8	88	0	88
Gallatin	West Yellowstone Public Library	657	0	657	50	7	57
		1,531	117	1,648	793	446	1,239
1,200 - 1,999							
Cascade	Belt Public Library	0	0	0	38	0	38
Teton	Dutton Public Library	2	0	2	86	2	88
Carter	Ekalaka Public Library	12	2	14	0	0	0
Teton	Fairfield Public Library	0	0	0	112	35	147
Garfield	Garfield County Library	0	0	0	28	0	28
McCone	George McCone Memorial County Library	39	0	39	84	0	84
Powder River	Henry A Malley Memorial Library	100	12	112	177	48	225
Meagher	Meagher County/City Library	235	19	254	1,156	378	1,534
Granite	Philipsburg Public Library	0	0	0	45	0	45
Prairie	Prairie County Library	62	12	74	242	66	308
Sanders	Preston Town County Library	0	0	0	156	12	168
Pondera	Valier Public Library	118	17	135	298	6	304
Cascade	Wedsworth Memorial Library	32	5	37	23	5	28
		600	67	667	2,445	552	2,997
1,199 and Under							
Fergus	Denton Public Library	0	0	0	15	2	17
Fergus	Dorothy Asbjornson Community Library	0	0	0	0	0	0
Granite	Drummond School Community Library	1,772	0	1,772	594	0	594
Madison	Madison Valley Public Library	346	20	366	454	4	458
Fergus	Moore Public Library	1	0	1	4	0	4
Petroleum	Petroleum County School-Community Library	82	42	124	193	42	235
Madison	Sheridan Public Library	98	1	99	230	7	237
Madison	Twin Bridges Public Library	141	0	141	560	35	595
Wibaux	Wibaux Public Library	115	8	123	31	6	37
		2,555	71	2,626	2,081	96	2,177
Statewide Totals		105,157	5,624	110,781	125,499	12,972	138,471



Library Facility Adequacy

county	library	ADA Assessment			For Population Served	
		completed	accessible	needs	adequate	needs
Beaverhead	Dillon Public Library	Yes	Yes			Build a New Library
Big Horn	Big Horn County Public Library	Yes	Yes		Yes	
Blaine	Blaine County Library		Yes		Yes	
	Harlem Public Library	Yes	Yes		Yes	
Broadwater	Broadwater School and Community Library					
Carbon	Bridger Public Library			Build a New Library		Build a New Library
	Joliet Public Library	Yes	Yes		Yes	
	Red Lodge Carnegie Library			Minor Remodeling		
Carter	Ekalaka Public Library			Minor Remodeling	Yes	
Cascade	Belt Public Library		Yes		Yes	
	Great Falls Public Library	Yes	Yes		Yes	
	Wedsworth Memorial Library					Major Remodeling
Chouteau	Chouteau County Library	Yes	Yes		Yes	
Custer	Miles City Public Library	Yes	Yes		Yes	
Daniels	Daniels County Library		Yes		Yes	
Dawson	Glendive Public Library	Yes	Yes		Yes	
Deer Lodge	Hearst Free Library		Yes		Yes	
Fallon	Fallon County Library		Yes		Yes	
Fergus	Denton Public Library		Yes		Yes	
	Dorothy Asbjornson Community Library	Yes	Yes		Yes	
	Lewistown Public Library	Yes	Yes		Yes	
	Moore Public Library				Yes	
Flathead	Flathead County Library	Yes	Yes			Build a New Library
Gallatin	Belgrade Community Library	Yes	Yes		Yes	
	Bozeman Public Library	Yes	Yes		Yes	
	Manhattan Community Library		Yes			Minor Remodeling
	Three Forks Community Library		Yes			
	West Yellowstone Public Library		Yes		Yes	
Garfield	Garfield County Library	Yes	Yes		Yes	
Glacier	Glacier County Library	Yes	Yes		Yes	
Granite	Drummond School Community Library	Yes	Yes		Yes	
	Philipsburg Public Library		Yes	Minor Remodeling	Yes	
Hill	Havre-Hill County Library	Yes	Yes		Yes	
Jefferson	Boulder Community Library	Yes	Yes			Major Remodeling
Judith Basin	Judith Basin County Free Library			Minor Remodeling		Major Remodeling
Lake	Polson City Library	Yes		Major Remodeling		Major Remodeling
	Ronan City Library				Yes	
	St Ignatius School-Community Library				Yes	
Lewis and Clark	Lewis and Clark Library		Yes		Yes	
Liberty	Liberty County Library	Yes	Yes		Yes	
Lincoln	Lincoln County Public Libraries	Yes		Major Remodeling	Yes	
Madison	Madison Valley Public Library	Yes	Yes		Yes	
	Sheridan Public Library	Yes	Yes		Yes	
	Thompson-Hickman County Library	Yes	Yes			Major Remodeling
	Twin Bridges Public Library		Yes		Yes	
McCone	George McCone Memorial County Library		Yes		Yes	

Library Facility Adequacy

county	library	ADA Assessment			For Population Served	
		completed	accessible	needs	adequate	needs
Meagher	Meagher County/City Library					Build a New Library
Mineral	Mineral County Public Library		Yes			
Missoula	Missoula Public Library	Yes	Yes		Yes	
Musselshell	Roundup School-Community Library		Yes		Yes	
Park	Livingston-Park County Public Library	Yes	Yes		Yes	
Petroleum	Petroleum County School-Community Library		Yes		Yes	
Phillips	Phillips County Library			Major Remodeling	Yes	
Pondera	Conrad Public Library	Yes	Yes		Yes	
	Valier Public Library					
Powder River	Henry A Malley Memorial Library		Yes		Yes	
Powell	William K. Kohrs Memorial Library		Yes		Yes	
Prairie	Prairie County Library			Minor Remodeling	Yes	
Ravalli	Bitterroot Public Library	Yes	Yes			Major Remodeling
	Darby Community Public Library	Yes	Yes		Yes	
	North Valley Public Library		Yes			
Richland	Sidney-Richland County Library			Major Remodeling		Build a New Library
Roosevelt	Roosevelt County Library	Yes	Yes			Major Remodeling
Rosebud	Rosebud County Library	Yes		Minor Remodeling	Yes	
Sanders	Plains Public Library District	Yes	Yes			
	Preston Town County Library	Yes	Yes		Yes	
	Thompson Falls Public Library	Yes	Yes		Yes	
Sheridan	Sheridan County Library		Yes		Yes	
Silver Bow	Butte-Silver Bow Public Library	Yes	Yes		Yes	
Stillwater	Stillwater County Library	Yes	Yes		Yes	
Sweet Grass	Carnegie Public Library	Yes	Yes		Yes	
Teton	Choteau/Teton Public Library	Yes	Yes		Yes	
	Dutton Public Library	Yes	Yes		Yes	
	Fairfield Public Library		Yes		Yes	
Toole	Toole County Library		Yes			Minor Remodeling
Valley	Glasgow City-County Library			Major Remodeling		Major Remodeling
Wheatland	Harlowton Public Library	Yes	Yes		Yes	
Wibaux	Wibaux Public Library	Yes	Yes		Yes	
Yellowstone	Laurel Public Library		Yes			Major Remodeling
	Parmly Billings Library	Yes	Yes			Build a New Library

Count of Libraries ADA Accessible Needs Status

ADA Accessible	68
Major Remodeling	5
Minor Remodeling	6
Others	1

Count of Adequacy for Population Served

ADA Accessible	63
Major Remodeling	9
Minor Remodeling	2
Build a New Library	6

Automation

county	library	# of comps	online full text dbase	Internet Terminals			kind of internet access	public access catalog	library system vendor/product
				staff	public	LAN			
Beaverhead	Dillon Public Library	6	6	3	8	Yes	512K Frame Relay	Yes	SIRSI Corporation
Big Horn	Big Horn County Public Library	26	26	6	26	Yes	T1	Yes	SIRSI Corporation
Blaine	Blaine County Library	6	6	2	6	Yes	256K DSL Modem	Yes	SIRSI Corporation
	Harlem Public Library	2	2	2	2	Yes	256K DSL Modem	Yes	epixtech, inc.
Broadwater	Broadwater School and Community Library	12	10	14	10	Yes	T1	Yes	Follett Software Company
Carbon	Bridger Public Library	2	2	1	3	Yes	Cable Modem		Follett Software Company
	Joliet Public Library	3	3	1	3	Yes	Satellite		Follett Software Company
	Red Lodge Carnegie Library	5	5	2	5	Yes	Cable Modem		Follett Software Company
Carter	Ekalaka Public Library	3	0	1	3		256K DSL Modem		Follett Software Company
Cascade	Belt Public Library	4	0	0	4		256K DSL Modem		Sagebrush Corporation
	Great Falls Public Library	34	22	25	22	Yes	1MB+ DSL Modem	Yes	SIRSI Corporation
	Wedsworth Memorial Library	6	5	1	4	Yes	Satellite	Yes	Follett Software Company
Chouteau	Chouteau County Library	12	11	4	12		512K DSL Modem		Sagebrush Corporation
Custer	Miles City Public Library	8	0	7	8	Yes	1MB+ DSL Modem	Yes	SIRSI Corporation
Daniels	Daniels County Library	3	3	1	3	Yes	Other Type	Yes	Sagebrush Corporation
Dawson	Glendive Public Library	13	11	6	11	Yes	Cable Modem	Yes	SIRSI Corporation
Deer Lodge	Hearst Free Library	12	12	5	12	Yes	MicroWave	Yes	SIRSI Corporation
Fallon	Fallon County Library	8	5	4	5	Yes	512K DSL Modem	Yes	Follett Software Company
Fergus	Denton Public Library	1	1	1	1	Yes	1MB DSL Modem	Yes	Follett Software Company
	Dorothy Asbjornson Community Library	2	2	1	2		1MB+ DSL Modem		
	Lewistown Public Library	12	12	8	12	Yes	MicroWave	Yes	SIRSI Corporation
	Moore Public Library	1	1	1	1		256K DSL Modem		
Flathead	Flathead County Library	69	69	32	69	Yes	T1	Yes	SIRSI Corporation
Gallatin	Belgrade Community Library	13	11	8	13	Yes	256K DSL Modem	Yes	SIRSI Corporation
	Bozeman Public Library	41	41	30	41	Yes	Other Type	Yes	SIRSI Corporation
	Manhattan Community Library	10	13	3	10		T3	Yes	Follett Software Company
	Three Forks Community Library	4	3	2	4	Yes	Satellite	Yes	SIRSI Corporation
	West Yellowstone Public Library	7	7	4	8	Yes	256K DSL Modem	Yes	SIRSI Corporation

county	library	# of comps	online full text dbase	staff	public	LAN	kind of internet access	public access catalog	library system vendor/product
Garfield	Garfield County Library	3	4	1	3	Yes	1MB+ DSL Modem		Sagebrush Corporation
Glacier	Glacier County Library	9	8	5	8	Yes	256K DSL Modem		Follett Software Company
Granite	Drummond School Community Library	11	11	2	11	Yes	T1	Yes	SIRSI Corporation
	Philipsburg Public Library	2	0	1	2		DSL		OCLC
Hill	Havre-Hill County Library	3	19	6	9	Yes	Other Type	Yes	SIRSI Corporation
Jefferson	Boulder Community Library	24	24	6	18	Yes	T1	Yes	SIRSI Corporation
Judith Basin	Judith Basin County Free Library	5	5	2	5	Yes	512K DSL Modem		Sagebrush Corporation
Lake	Polson City Library	11	10	8	10	Yes	Other Type	Yes	SIRSI Corporation
	Ronan City Library	8	7	3	7	Yes	Other Modem		Follett Software Company
	St Ignatius School-Community Library	49	49	3	49		T1	Yes	
Lewis and Clark	Lewis and Clark Library	45	31	35	31	Yes	1MB+ DSL Modem	Yes	Vubis Smart
Liberty	Liberty County Library	11	11	3	11	Yes	512K DSL Modem	Yes	SIRSI Corporation
Lincoln	Lincoln County Public Libraries	16	16	11	16	Yes	T1	Yes	Infovision
Madison	Madison Valley Public Library	4	4	2	4	Yes	1MB+ DSL Modem	Yes	SIRSI Corporation
	Sheridan Public Library	5	5	2	5	Yes	1MB DSL Modem	Yes	SIRSI Corporation
	Thompson-Hickman County Library	5	7	2	5		1MB DSL Modem	Yes	SIRSI Corporation
	Twin Bridges Public Library	7	7	0	7	Yes	No Connection	Yes	SIRSI Corporation
McCone	George McCone Memorial County Library	2	3	2	2	Yes	256K DSL Modem		
Meagher	Meagher County/City Library	10	10	2	10	Yes	512K DSL Modem	Yes	SIRSI Corporation
Mineral	Mineral County Public Library	25	25	6	25		1MB+ DSL Modem	Yes	SIRSI Corporation
Missoula	Missoula Public Library	61	42	36	44	Yes	T1	Yes	SIRSI Corporation
Musselshell	Roundup School-Community Library	23	23	3	23	Yes	1MB+ DSL Modem		Follett Software Company
Park	Livingston-Park County Public Library	23	15	8	15	Yes	1MB DSL Modem	Yes	Sagebrush Corporation
Petroleum	Petroleum County School-Community Library	4	4	3	4	Yes	256K DSL Modem	Yes	Sagebrush Corporation
Phillips	Phillips County Library	4	3	4	3		128K Frame Relay	Yes	Follett Software Company
Pondera	Conrad Public Library	10	5	4	10	Yes	256K Frame Relay	Yes	Follett Software Company
	Valier Public Library	4	5	2	5	Yes	1MB DSL Modem	Yes	Follett Software Company
Powder River	Henry A Malley Memorial Library	3	3	3	3		512K DSL Modem		
Powell	William K. Kohrs Memorial Library	10	6	2	6		1MB+ DSL Modem	Yes	Follett Software Company

Automation

county	library	# of comps	online full text dbase	staff	public	LAN	kind of internet access	public access catalog	library system vendor/product
Prairie	Prairie County Library	4	6	2	4	Yes	512K DSL Modem		
Ravalli	Bitterroot Public Library	9	14	8	14	Yes	512K DSL Modem	Yes	SIRSI Corporation
	Darby Community Public Library	4	4	3	4	Yes	Other Type		
	North Valley Public Library	7	4	5	4	Yes	512K DSL Modem	Yes	SIRSI Corporation
Richland	Sidney-Richland County Library	13	12	5	10	Yes	Cable Modem	Yes	Follett Software Company
Roosevelt	Roosevelt County Library	14	13	11	13	Yes	512K DSL Modem	Yes	SIRSI Corporation
Rosebud	Rosebud County Library	17	16	7	16	Yes	MicroWave	Yes	SIRSI Corporation
Sanders	Plains Public Library District	6	6	2	5	Yes	1MB DSL Modem	Yes	SIRSI Corporation
	Preston Town County Library	5	0	2	5	Yes	512K DSL Modem		
	Thompson Falls Public Library	7	6	3	6	Yes	1MB+ DSL Modem	Yes	SIRSI Corporation
Sheridan	Sheridan County Library	6	3	9	3	Yes	T1		
Silver Bow	Butte-Silver Bow Public Library	15	15	12	15	Yes	MicroWave	Yes	Open Source Digital Library System
Stillwater	Stillwater County Library	5	5	3	5	Yes	1MB+ DSL Modem		Follett Software Company
Sweet Grass	Carnegie Public Library	7	7	3	7	Yes	512K DSL Modem	Yes	SIRSI Corporation
Teton	Choteau/Teton Public Library	13	9	2	9	Yes	T1	Yes	Sagebrush Corporation
	Dutton Public Library	6	5	1	5		Cable Modem	Yes	
	Fairfield Public Library	8	8	2	8		512K DSL Modem	Yes	Sagebrush Corporation
Toole	Toole County Library	7	4	3	7	Yes	256K Frame Relay	Yes	Follett Software Company
Valley	Glasgow City-County Library	5	5	5	5	Yes	512K Frame Relay		
Wheatland	Harlowton Public Library	17	17	2	17	Yes	T3		
Wibaux	Wibaux Public Library	6	6	3	6	Yes	256K DSL Modem	Yes	Follett Software Company
Yellowstone	Laurel Public Library	8	8	4	8	Yes	Cable Modem	Yes	SIRSI Corporation
	Parmly Billings Library	38	29	34	20	Yes	T1	Yes	SirsiDynix, Inc.
Statewide Totals		949	853	473	855				

Count of Library System Vendor Products

Follett Software Company	20	25.00%
Sagebrush Corporation	9	11.25%
SIRSI Corporation	33	41.25%
None	12	15.00%
Others	6	7.50%

Count of Library Kinds of Internet Access

1MB DSL Modem	6	7.50%
1MB+ DSL Modem	11	13.75%
256K DSL Modem	11	13.75%
256K Frame Relay	2	2.50%
512K DSL Modem	13	16.25%
Cable Modem	6	7.50%
MicroWave	4	5.00%
T1	11	13.75%
Others	16	20.00%

Definitions, Abbreviations, and Acronyms

comps	Computers
dbase	Database(s)
FTE	Full Time Employee
MLS	Master of Library Science
NA	Not Available
per cap circ	Per Capita Circulation
SFY	State Fiscal Year July through June
Sq	Square
svc area pop	Service Area Population
w/	With

Contact Information

Montana State Library
1515 East Sixth Avenue
PO Box 201800
Helena, MT 59620-1800

Tracy Cook
Statewide Consulting Librarian
Toll Free in Montana: (866) 843-6524
tcook@mtlib.org

Maggie Meredith
Statewide Consulting Librarian
Toll Free in Montana: (866) 327-7146
mmeredith@mt.gov

Suzanne Reymer
Statewide Consulting Librarian
Toll Free in Montana: (888) 826-0837
sreymer@mtlib.org

Bob Cooper
Director of Statewide Library Resources
Toll Free in Montana: (800) 338-5087
(406) 444-5431
bocooper@mt.gov

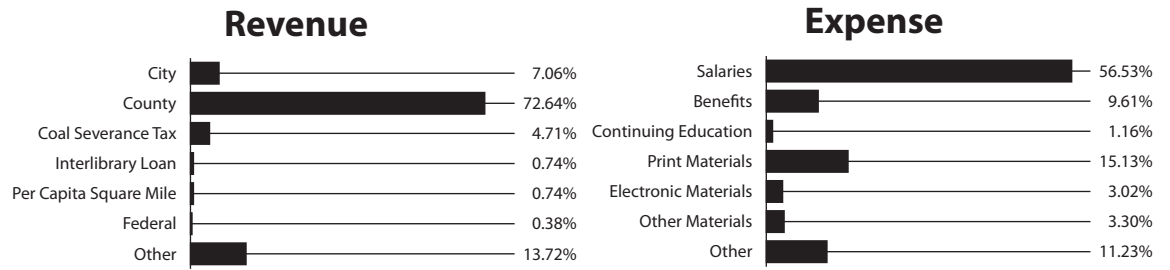
Stacy Bruhn
Statewide Data Coordinator
Toll Free in Montana: (800) 338-5087
(406) 444-5206
abruhn@mt.gov

Appendix A - Revenue and Expense Charts


The charts below show Average Revenue and Expenses by Service Area Population. This information is intended as a tool to assist in the interpretation of the Public Library Statistics. For more information on possible ways to interpret these charts, please contact the Montana State Library.

Service Area Population

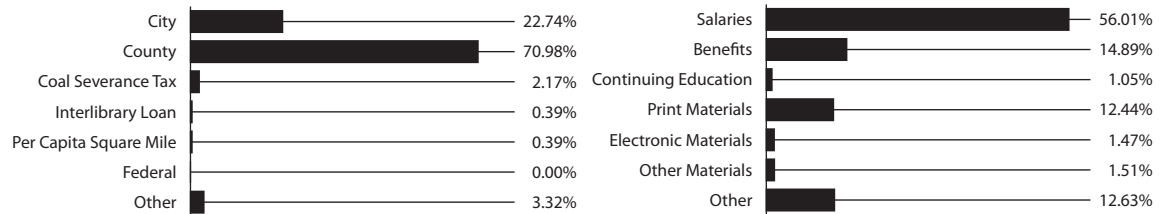
1,199 and Under




1,200 - 1,999



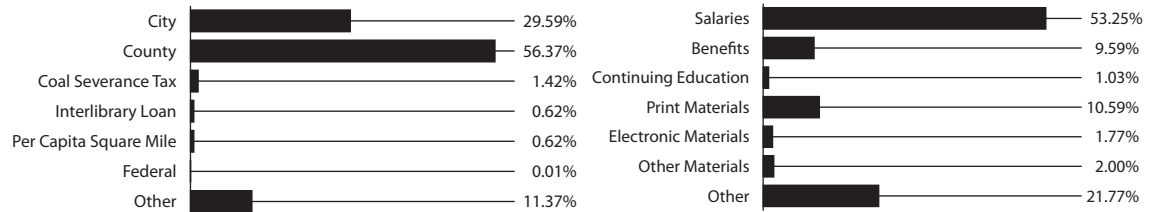
2,000 - 3,499



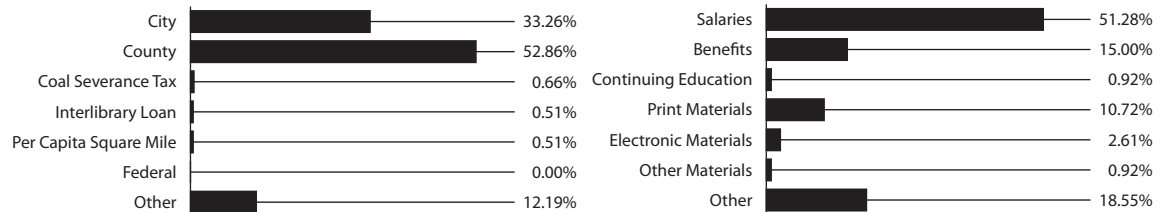
3,500 - 4,999




5,000 - 9,999




10,000 - 24,999



Over 25,000



**Visit our online Public Library Statistics section at
http://www.msl.mt.gov/For_Librarians/For_Public_Librarians/Statistics/**



This publication is available in alternative formats upon request. One hundred and fifty copies of the Public Library Statistics were published at state expense. Publication and distribution expense information are on file with the Montana Department of Administration.