

How to download and transfer MontanaLibrary2Go Audiobooks and eBooks using the Overdrive App

If this is the first time you are using MontanaLibrary2Go on this device...

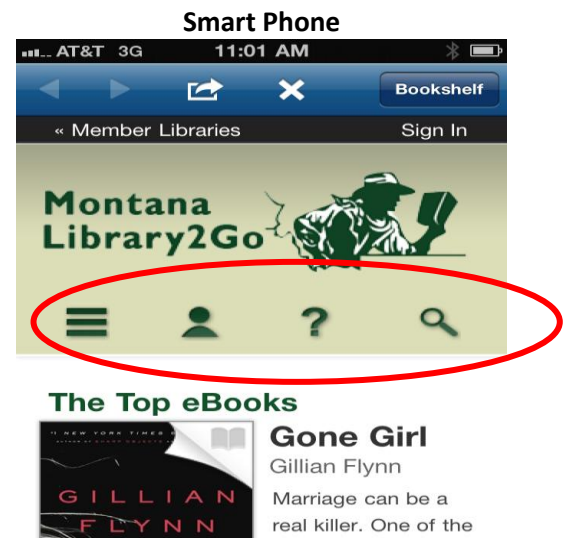
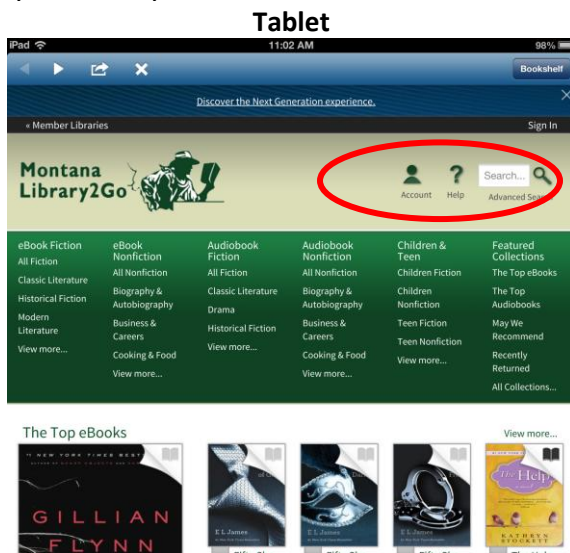
- 1 Go to the App store.
- 2 Download and install the Overdrive Media Console App
- 3 Open the Overdrive Media Console App.
- 4 Swipe screen from left to right
- 5 Choose 'Add a Library'
- 6 Search by the library's zip code or city name
- 7 Select and "star" MontanaLibrary2Go



***You may be prompted for an Adobe ID. If you do not have an Adobe ID, follow the steps to create an ID and authorize your device.**

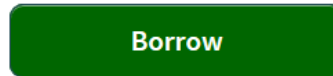
Login to MontanaLibrary2Go via the Overdrive App:

1. Open the Overdrive Media Console App
2. **Swipe right** and choose MontanaLibrary2Go
3. Touch **Account Log-in**
4. Select your library from the drop-down list.
5. Enter your library card number

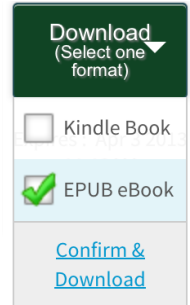


Find, Checkout and Download Titles:

1. Use the search function or browse to find titles. If an item is not available, you may touch **PLACE A HOLD** to get in line to check it out.
2. Once you find a title you wish to read, click **BORROW**
NOTE: *The default check-out time is for 14 days. Click CHANGE to check-out for 7 days.*
3. Your BOOKSHELF page will open, showing all of the titles you have checked out.



This title can be borrowed for 14 days.
(Change)



TO DOWNLOAD THE TITLE **RECOMMENDED!**

- a) Touch the DOWNLOAD button.
- b) Touch the type of file you wish to download. (For eBooks, please choose the EPUB format.)
- c) Touch CONFIRM AND DOWNLOAD.

NOTE: The first time that you download an eBook, you will be asked to enter your Adobe ID to authorize your device. If you don't have an Adobe ID, follow the steps to create an Adobe ID.

TO READ ONLINE USING YOUR BROWSER (available on select titles)

- a) Touch the READ button. The book will open in your browser.

NOTE: This option requires a continuous internet connection.



Read or Listen to Title:

1. Open the Overdrive Media Console App
2. If you do not see your books listed, **swipe right** and touch **BOOKSHELF** on the top right of the top blue bar of the app.
3. Touch **the title you wish to hear or read.**

Return a Title:

1. To return a title touch and hold the title.
2. Touch Return/Delete

NOTE: *If you want to listen to a WMA audio title, please see directions for Audiobooks for iPods/MP3 Players. WMA titles cannot be downloaded directly to mobile devices using the Overdrive Media Console.*

Retrieve a Hold:

1. Once you have received an email notifying you that your hold is available, open the Overdrive Media Console App
2. **Swipe right** and choose MontanaLibrary2Go
3. Touch **Account Log-in**
4. Select your library from the drop-down list.
5. Enter your library card number
6. Touch **HOLDS**
7. Touch **BORROW** and follow regular check-out procedures.

