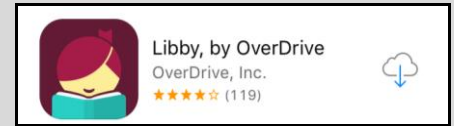


# How to download and transfer MontanaLibrary2Go Audiobooks and eBooks using the Libby App

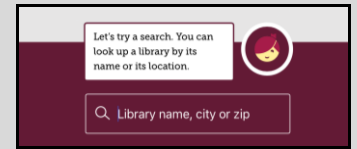
## Set up the LIBBY APP...

LIBBY is available for Android, IOS (iPhone/iPad/iPod touch) and Windows 10 devices

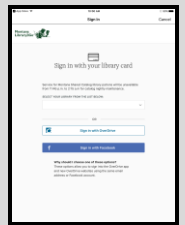
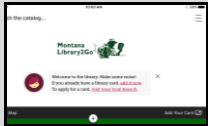
1. Go to your App store (Google Play Store/Apple App Store ...).
2. Use the search function to find Libby. Download and install the Libby App.
3. Open the Libby App and touch **HI**.
4. Scroll down through the welcome messages. Touch **Find Your Library**.
5. The Libby App will show you the closest public library based on your current location. If it is your public library, touch **YES**.



6. If it is not your library, touch **NO**.
7. Find your library by searching for library name, city or zip.



8. Touch **ADD YOUR CARD**.
9. You have three choices to sign-in.
  - Your Library Card (Choose your library from the drop-down menu and then enter your library card number).
  - Overdrive Account (If you want to sync with other devices that have the Overdrive App).
  - Your Facebook Account (If you want to share what you are reading.)



### Touch **LIBRARY** to:

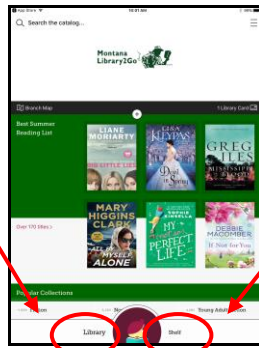
**Search** for books by **AUTHOR**, **TITLE**, or **SERIES**

**Browse** the collection by **subject** or by type of book

Place **Holds**

**Check-out** books

### Use the LIBBY APP...



### Touch **SHELF** to:

**Review** your **check-outs**


**Read/Listen** to your books

**Review** your **holds**

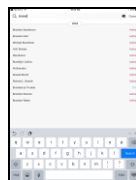
See your **tags**

See your **activity history**

### SEARCH FOR A TITLE: Touch

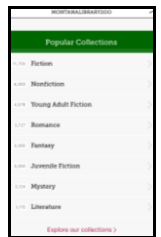


- You may search by author, title or series.
- As you start typing, LIBBY will display a list of suggestions. You may touch any of these suggestions to go directly to those results.



### BROWSE THE COLLECTION:

- Scroll down to **Popular Collections**.
- Touch on any collection.
- To see more options touch **Explore our collections**.



### REFINE YOUR RESULTS:

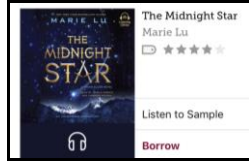
- LIBBY will display a summary of results and then a list of the titles. Touch any of the underlined categories in the summary to go directly to those items.
- Touch **REFINE** to set limits on this individual search.
- Touch **+** to set limits on all your searches.



*Note: To ONLY see items you can checkout immediately change availability from EVERYTHING to AVAILABLE TITLES*

### Checkout a Title:

Touch **BORROW**



Touch **BORROW**

Title will automatically download when you are connected to wifi

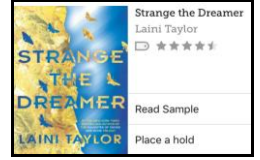


Touch **14 days** to change your default checkout time.

Touch your card to see your card details.

### Place a Hold:

Touch **PLACE A HOLD**



Touch **PLACE HOLD**

Title will automatically be checked out and downloaded when it is your turn and you are connected to wifi




### Read or Listen to a title:

Touch **Shelf**

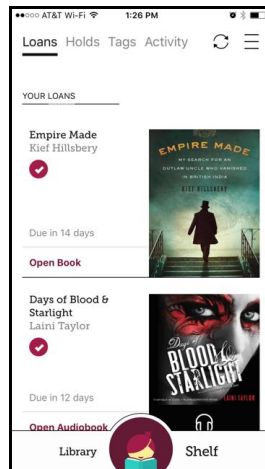


Touch **LOANS**



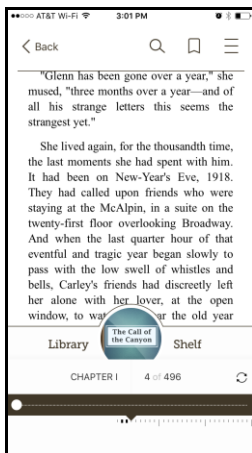
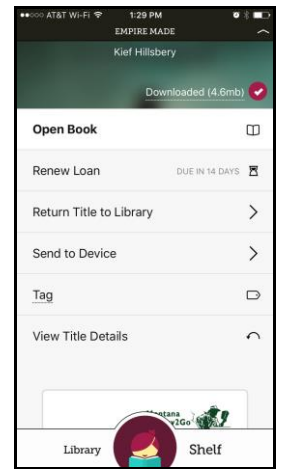
LIBBY will display a list of your books:

- Touch **OPEN** to open a new book
- Touch **RESUME** to continue reading/listening



Touch the book cover to:

- **Renew** your loan
- **Return** your title early (or your books will return automatically after your checkout)
- **Send** your book to a Kindle device
- **Tag** your book
- **View details** of your book



**READ  
LISTEN  
ENJOY**

